



## **Knucklehead '36-'47**



## **1200/1300 Flathead '37-'48**




**Jan Willem Boon**

Meppelerweg 3  
7963 RV Ruinen  
The Netherlands

Phone: +31 (0)522-471177  
E-mail: [jw@jwboon.com](mailto:jw@jwboon.com)  
Web: [www.jwboon.com](http://www.jwboon.com)

## How to use this catalog:

Part number:  
All numbers that begin with a letter (R, C) are reproduction parts, other numbers are original Harley parts (new old stock).

Price:  
Prices are in Euro's.   
Prices include dutch sales-tax.  
Sales-tax will be deducted on shipments outside the EU.  
Dutch sales-tax is 21%, except books (9%).  
"n.a." is "not available" (sold out)

Refers to letter in picture.  
In this case you can choose between four part numbers.

A.	<b>2326-38</b>	Hex plug	'38-'51	park	n.a. *
"	<b>R2326-38P</b>	Hex plug	'38-'51	park	7.50 *
"	<b>R2326-38</b>	Hex plug	'38-'51	cad	7.50 *
"	<b>R2326-38C</b>	Hex plug	'38-'51	chrome	10.63 *
B.	<b>C8115-1</b>	Hex plug	'52-'73	cad	6.25 *
"	<b>C8114-1</b>	Hex plug	'52-'73	chrome	9.38 *

The little star \* means the part was manufactured in the USA.  
No star means not USA-made or we do not know. (we rely on information from our suppliers)



## How to order:

You can order by phone, e-mail, or website form.

When ordering parts you need to give your name and address, and the list of part numbers you require. The part numbers are the bold printed numbers in this catalog.

You must use part numbers from this catalog, do not use Harley "oem" part numbers.

Payment and shipping depend on the size of the order, and to which country it is shipped.

You can find the cost for most common shipments on the website.

Minimum order: € 125.00

## Jan Willem Boon

Meppelerweg 3  
7963 RV Ruinen  
The Netherlands



Phone: +31 (0)522-471177 9.00-17.00 weekdays  
E-mail: [jw@jwboon.com](mailto:jw@jwboon.com)  
Web: [www.jwboon.com](http://www.jwboon.com)

**mailorder only**

## Info:

Pictures in this catalog are for illustration purpose only, do not use for technical reference.

Most older paper gaskets need to be soaked in water for 10 minutes to regain their original size.

The Harley-Davidson part numbers are for reference only.

**For up-to-date information check our on-line database:**  
[www.jwboon.com](http://www.jwboon.com)

### About nuts:

Early 1940's and earlier nuts were mostly manufactured by H-D and were machined from stock. These nuts are clearly different than the later style nuts.



See the "Bolts and Nuts" section in the back of this catalog for a complete list

### Hex bolt head markings:

'41 and earlier bolts were usually made by Harley and were not marked (plain head). War-time production saw the arrival of other suppliers, these could be marked "1035 cp" or "1038cp"



See the "Bolts and Nuts" section in the back of this catalog for a complete list

<b>Manuals</b>	<b>2-3</b>	<b>Petrol and oil tank</b>	<b>59-64</b>
Spare parts catalogs	2	Tank emblems	59
Service manuals	2	Oil tank mounting	60
Service department bulletins (shop dope)	2	Oil lines	61
"The enthusiast"	3	Oil line parts	62
Owner's manuals / riders handbooks	3	Rocker box feed line	62
Accessory catalogs	3	Petrol lines	63
<b>Miscellaneous books</b>	<b>4-6</b>	Petrol filters	63-64
<b>Flathead engine parts</b>	<b>7-17</b>	Petrol valves	64
Upper engine parts	7-10	<b>Fenders and chainguards</b>	<b>65-67</b>
Pistons	11	Front fender parts	65
Lower engine parts	12-16	Fender trim	65
Oil pumps	17	Rear fender parts	66
<b>Knucklehead engine parts</b>	<b>18-30</b>	Rear chainguard	66
Upper engine parts	18-22	Front chainguard	67
Pistons	23	<b>Wheel parts</b>	<b>68-69</b>
Lower engine parts	24-29	Wheel hub	68
<b>Spotlights</b>	<b>29</b>	Rear axle	69
<b>Oil pump</b>	<b>30</b>	Axle adjusters	69
<b>Exhaust systems</b>	<b>31</b>	Front axle	69
<b>Carburetor</b>	<b>32-34</b>	<b>Brakes</b>	<b>70-71</b>
Air cleaner	34	Rear brake	70
<b>Generator</b>	<b>35-36</b>	Front brake	71
Circuit breaker (timer)	37	<b>Electrical</b>	<b>73-79</b>
Spark coil	38	Battery	73
<b>Transmission</b>	<b>39-46</b>	Instrument panel	74
Chains & sprockets	39	Wiring	75
Transmission hardware	40-41	Switches	76
Starter	42	Relay	76
Shifter	43	Horn	77
Gears and shafts	44-46	Headlamp	78
<b>Clutch</b>	<b>47-49</b>	Taillights	79
Clutch hub	48	<b>Speedometer</b>	<b>80</b>
<b>Rear view mirrors</b>	<b>81</b>	<b>Heli-Coil®</b>	<b>81</b>
<b>Safety guard mounting</b>	<b>81</b>	<b>Taps and dies, special sizes</b>	<b>81</b>
<b>Fork parts</b>	<b>50-53</b>	<b>Screws, bolts, nuts</b>	<b>82-86</b>
Fork springs	50	Round head screws	82
Rocker parts	51	Fillister head screws	82
Steering head bearing	52	Oval countersunk head screws	82
Steering damper	52	Hex head bolts	83
Ride control	53	Nuts	84
<b>Jiffy stand</b>	<b>53</b>	Washers	85
<b>Footboards</b>	<b>54</b>	Lockwashers	86
<b>Seat</b>	<b>55-56</b>	Steel balls	86
Seat post springs and parts	56	Rivets	86
<b>Handlebar parts</b>	<b>57</b>	Special lockwashers	86
<b>Tool box</b>	<b>58</b>	Grease fittings	86
<b>Rear stand / front stand</b>	<b>58</b>	Cotter pins	86





# Manuals

€ prices in euro

## Spare Parts Catalogs

Essential information for restoring your Harley-Davidson.  
Books 500 to 503 have photos, later books have exploded views.

<b>L500</b>	'13-'21 Twins	95 p.	16.00 ☛
<b>L501A</b>	'22-'28 all except opposed Twin	90 p.	12.00
<b>L502</b>	'28-'32 all models	105 p.	15.00
<b>L516</b>	'26-'39 all models	175 p.	20.00 ☛
<b>L503</b>	'30-'40 Twins	150 p.	22.00
<b>L504</b>	'37-'49 Big Twins	148 p.	15.00
<b>L505</b>	'40-'50 750cc civilian and Servi-car	124 p.	15.00
<b>L541</b>	'40-'43 WLA military models	124 p.	15.00
<b>L506</b>	'49-'57 Twins incl. Servi-car	156 p.	n.a.
<b>L508</b>	'58-'73 Servi-car	127 p.	16.00 ☛
<b>L507A</b>	'54-'65 KH, XLH, XLCH	106 p.	18.00 ☛
<b>99451-80</b>	'79-'80 Sportster	104 p.	45.00 ☛
<b>L498</b>	'48-'55 Lightweight models	52 p.	16.00 ☛
<b>L499</b>	'56-'65 Lightweight models	62 p.	16.00 ☛
<b>L509A</b>	'58-'68 Panhead/Shovel	149 p.	15.00 ☛
<b>99455-80</b>	'71-'80 FX	233 p.	45.00 ☛
<b>99438-80</b>	1980 FLT	104 p.	45.00 ☛
<b>99438-82</b>	'80-'82 FLT	141 p.	45.00 ☛



## Service Manuals

<b>L525</b>	1928 Schebler Carburetor Manual	45 p.	16.00
<b>L543</b>	'41-'45 WLA Maintenance Manual	206 p.	16.00
This manual contains assembly, maintenance, organisational and test procedures for WLA or other 750cc models. Army #TM 9-879, use with overhaul manual <b>L544</b> .			
<b>L544</b>	'41-'45 WLA Overhaul Manual	216 p.	16.00
Best manual available for all 750cc models '41-up. Army #TM 9-1879, use with <b>L543</b> maintenance manual.			
<b>L546</b>	1942 Uncrating and Assembly	21 p.	7.50
WLA, full page photos.			
<b>L547</b>	1943 Motorcycle mechanics book	134 p.	20.00
WLA and XA. "The Armored School", Fort Knox.			
<b>L548</b>	WLC Service and operators manual	80 p.	14.00
<b>L521</b>	Service Manual '40-'47 Big Twins		15.00 ☛
<b>99485-84</b>	Sidecar Manual '79-'84 CLE/TLE		30.00 ☛
<b>99483-80</b>	Service Manual 1980 FLT		45.00 ☛
<b>99483-81</b>	Service Manual '80-'81 FLT		45.00 ☛
<b>99498-77</b>	Service Manual '77-'78 XLCR		85.00 ☛
<b>L536</b>	Service Manual '59-'66 Lightweights		17.00 ☛



## Service Department Bulletins (Shop Dope)

Collections of bulletins the factory sent to the dealers.

<b>L530</b>	Volume I	All models	'-'29	18.00 ☛
<b>L531</b>	Volume II	All models	'30-'40	18.00 ☛
<b>L532</b>	Volume III	All models	'41-'56	18.00 ☛
<b>L533</b>	Volume IV	All models	'56-'69	27.00 ☛

prices  
in euro €



## Manuals

### Owner's Manuals / Riders Handbooks

Includes wiring diagram, lubricating instructions, adjustments, etc.

<b>L561</b>	1926	Singles	36 p.	n.a.
<b>L562</b>	1929	'20's Pocket-valves	63 p.	9.00
(includes supplement covering '15-'29 models)				
<b>L563</b>	1935	750cc (R models)	40 p.	9.00 ☉
<b>L587</b>	1936	VL models	40 p.	n.a.
<b>L545</b>	'43	WLC, also WLA and WL	36 p.	9.00
<b>L565C</b>	1950	Panhead	54 p.	11.00 ☉
<b>L565A</b>	1955	Panhead	68 p.	11.00 ☉
<b>L565B</b>	'58-'64	Panhead	60 p.	11.00 ☉
<b>99460-76</b>	1976	FL, FX	70 p.	15.00 ☉
<b>99460-77</b>	1977	FL, FX	72 p.	15.00 ☉
<b>99460-78</b>	1978	FL, FX	76 p.	15.00 ☉
<b>99460-78E</b>	1978½	FL, FX	80 p.	15.00 ☉
<b>99460-79</b>	1979	FL, FX	80 p.	15.00 ☉
<b>99466-72</b>	1972	Sportster	60 p.	20.00 ☉
<b>99466-74</b>	1974	Sportster	60 p.	17.00 ☉
<b>99466-75</b>	1975	Sportster	60 p.	15.00 ☉
<b>99466-76</b>	1976	Sportster	60 p.	15.00 ☉
<b>99466-77</b>	1977	Sportster	64 p.	15.00 ☉
<b>99468-77</b>	1977	XLCR	56 p.	20.00 ☉
<b>99466-78</b>	1978	Sportster	64 p.	15.00 ☉
<b>99465-81</b>	1981	FLT	118 p.	20.00 ☉

### Accessory Catalogs

Showing all accessories available that year, including buddy-seats, saddlebags mirrors, spotlights, wind screens, lap aprons, air cleaners, clothing, hats, badges, police accessories, tools, special workshop tools, goggles, etc, etc.

<b>L550</b>	1918-1919	94 p.	16.00
<b>L552</b>	1934	32 p.	12.00 ☉
<b>L553</b>	1936	32 p.	9.00
<b>L554</b>	1941	72 p.	15.00 ☉
<b>L555</b>	1947	69 p.	15.00
<b>L556</b>	1957	60 p.	15.00 ☉
<b>L557</b>	1960	30 p.	15.00 ☉

### "The Enthusiast"

Every year, usually late summer, the new models were announced in "The Enthusiast". Now you have an opportunity to buy the issue that announced your Harley, 1924 to 1958, barring World War II years. These Enthusiasts are also fascinating period magazines often with articles, letters and pictures from all over the world, technical hints, race reports, police department news, etc.

Quality reprints, 21½ x 14 cm., about 24 pages.

<b>L151</b>	1924 models	<b>L168</b>	1941 models
<b>L152</b>	1925 models	<b>L169</b>	1947 models
<b>L153</b>	1926 models	<b>L170</b>	1948 models
<b>L154</b>	1927 models	<b>L171</b>	not available
<b>L155</b>	1928 models	<b>L172</b>	1950 models
<b>L156</b>	1929 models	<b>L173</b>	1951 models
<b>L157</b>	1930 models	<b>L174</b>	1952 models
<b>L158</b>	1931 models	<b>L175</b>	1953 models
<b>L159</b>	1932 models	<b>L176</b>	1954 models
<b>L160</b>	1933 models	<b>L177</b>	1955 models
<b>L161</b>	1934 models	<b>L178</b>	1956 models
<b>L162</b>	1935 models	<b>L179</b>	1957 models
<b>L163</b>	not available	<b>L180</b>	not available
<b>L164</b>	1937 models		
<b>L165</b>	1938 models		
<b>L166</b>	1939 models		
<b>L167</b>	1940 models		

#### Military Editions

<b>L181</b>	October 1942
<b>L182</b>	not available



	1 copy	9.00 ☉
<b>L150</b>	6 copies	32.00 ☉
<b>L149</b>	12 copies	60.00 ☉

<b>L590</b>	1916 Sales Brochure	24 p.	n.a.
<b>L591</b>	1917 Sales Brochure	5 p.	3.00
<b>L534</b>	1950 WR/WRTT sales brochure	4 p.	7.00


## Miscellaneous Books

### “At The Creation”

by Herbert Wagner

For good reason the origin period of the Harley-Davidson motorcycle has been called an “era of mystery”. Not only were Harley-Davidson’s origins poorly recorded, but the company’s beginnings were further obscured by later confused and contradictory claims that developed into myths. In this work, Herbert Wagner examines several long-standing puzzles and unanswered questions. This book is the definitive account of the beginnings of the only surviving American motorcycle brand.


**L686** At the creation 228 pages 45.00



### “Cross Index of Harley-Davidson Part Numbers”

Parts catalogs from 1950 and earlier use the “old” part numbers, 1951 and later parts catalogs use the “new” parts numbers. This manual is a cross-index between the old and new numbers.

**L593** Cross index of H-D part numbers 53 pages 18.00




### “Harley-Davidson Flatheads”

by Jerry Hatfield

One of the most versatile motorcycles ever built, the Flathead anchors the Harley-Davidson lineage. Flathead engines powered The Motor Company’s success in the 1930s when a fourth of all workers were laid off, and were the Army’s “weapon of choice” during World War II. Author Jerry Hatfield chronicles 55 years of the type’s engineering, military service, racing adventures, and sales success. Restorers will find this book indispensable, but any H-D enthusiast will enjoy this colorful fact-filled account of The Motor Company’s jack-of-all-trades, the Flathead.

**L645** Flatheads 128 pages 26.00



### “The Big Book Of Harley-Davidson”

by Thomas C. Bolfert 1996 edition

Beautiful hard cover, full color, large size book, 10" x 12½" / 25 x 32 cm, 300 pages

Follow the trail of this American success story as it winds through history, decade by decade, influenced by wars, depressions, and severe competition from domestic and foreign sources, only to emerge in the 1990’s stronger and more popular than ever. Told in an easy narrative style, and illustrated by over a thousand colorful photos dating back to the turn of the century, the story of Harley-Davidson is fitted against a historical timeline that helps put its long past into the proper perspective of the prevailing times.

**L619** Big Book of H-D 300 pages 70.00




### “Growing Up Harley-Davidson”

by Jean Davidson

This memoir of the Harley-Davidson motorcycling dynasty contains rare photos from the family album, as well as the inside scoop on the behind-the-boardroom-door politics and corporate battles, adding new tales to fuel the myth behind one of the world’s great pop culture icons. All copies autographed by Jean Davidson.

**L687** Growing up H-D 270 pages hard cover 20.00

**L688** Growing up H-D limited edition paperback 25.00




**“H-D Classics 1903-1965”**

-Illustrated Buyer’s Guide-  
by Jerry Hatfield

Harley-Davidson was synonymous with raw power and speed in the early days of motorcycling. Those tremendous machines are chronicled here, from the early singles to the Panhead Big Twins and Sportsters. Each bike is covered year by year, with ratings for collectibility, smoothness of ride, passenger accommodations, reliability, and parts and service availability. This formidable group of data is supplanted with the author’s riding impressions, which put you in the driver’s seat of dozens of collectible Harley-Davidson motorcycles. With this comprehensive book, you’ll be well-equipped to select the year and model perfect for your needs, whether it is a 1914 Twin with sidecar, 1941 WLD, 1936 Model EL Knucklehead, or 1957 Sportster.

**L639** Buyer’s Guide 1903-1965 192 pages 20.00



**“Motorcycle Memorabilia”**

by Roger Pribbenow.

Motorcycle Memorabilia is an enjoyable look at the sport of motorcycling from its beginning around 1900 to the mid-1960’s. Photographed in full color are a great variety of items illustrating the scope of memorabilia collecting and items available to the collector. From catalogs and brochures to motorcycle toys and clothing, manufacturers pins and oil containers, you’ll find it all here. Covers all American-made motorcycles.

**L647** Motorcycle Memorabilia 78 pages 18.00




**“Classic H-D 1903-1941”**

by Herbert Wagner

Delving into the depths of Harley-Davidson history, author Herbert Wagner brings readers many new discoveries on the evolution of the Harley-Davidson Motorcycle. From the turn-of-the-century single-cylinder prototype to the 1941 74 OHV Big Twin Knucklehead, *Classic Harley-Davidson 1903-1941* captures the dream of Bill Harley and the Davidson brothers. Over 80 color photographs help illustrate this amazing story, depicting such models as: 1903 to 1905 Singles - Early V-twins, World War I military models, JDH and JH models (two-cam)- 21" and 45" OHV models - VL and VLH Flatheads - EL and FL Knuckleheads

**L644** Classic H-D 1903-1941 96 pages 18.00




**“Harley-Davidson in the 1960s”**

by Allan Girdler & Jeff Hackett.

“Harley-Davidson in the 1960s” chronicles The Motor Company’s efforts to survive the Asian onslaught, a struggle that transforms Harley-Davidson-a family run business concern-into a division of AMF. In the process it tells the story of some of the most exciting motorcycles of all time. Covers all models; Duo-Glide, Early-Shovel, Sportster, KR-TT racer, Sprint, Topper scooter, etc.

**L655** H-D in the 1960’s 95 pages 16.50



### "The H-D Motor Co. - Archive Collection"

by Randy Leffingwell and Darwin Holmstrom  
 Since its earliest days, the Harley-Davidson Motor Co. has saved examples of nearly every motorcycle it has ever built. In over 600 studio portraits, Harley-Davidson and master photographer Randy Leffingwell present this historically significant collection of production models, racing bikes, and one-of-a-kind prototypes.


**L679** Archive Collection 408 pages 26.00



### "This Old Harley"

by Michael Dregni  
*This Old Harley* captures just what it is about Harleys that makes them so popular. This anthology is a tribute not only to this legendary piece of American automotive machinery, but also to the stories, histories, and lifestyles behind its rise as the world's most popular motorcycle.


**L673** This old Harley 160 pages 26.00



### "Harley-Davidson Family Memories"

by Jean Davidson, Jon Davidson Oeflein


**L676** Family Memories 168 pages hard cover 33.00



### "Harley and the Davidsons"

by Pete Barnes  
 A short history of the Harley-Davidson company, written for young readers.


**L680** Harley and the Davidsons 106 pages 13.50



### "Museum Masterpieces"

by Dain Gingerelli  
 - 51 bikes featured  
 - over 250 color photos  
 - performance and production specs  
 - historical facts and trivia about each bike

**L675** 240 pages 22.00



### "The Harley in the Barn"

by Tom Cotter  
 The Harley in the barn offers 40-plus tales of lost Nortons, hidden Harleys, dormant Indians, and busted BSA's, all squirreled away from prying eyes but found by lucky collectors just like you.



**L683** 256 pages hard cover 24.00



### "kids Books"

by Jean Davidson


**L677** "My daddy makes the best..." (autographed) 24.00  
**L678** "Riding back in time" (autographed) 24.00  
**L684** Coloring book 7.00  
**L685** Activity book 7.00



### "The Encyclopedia of the Harley-Davidson"

by Peter Henshaw & Ian Kerr  
 The world's most famous motorcycle manufacturer is celebrated in this comprehensive guide, from its humble beginnings to the successful company it is today.


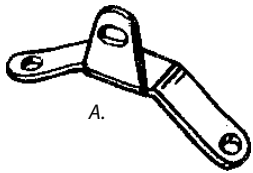
**L681** The encyclopedia of H-D 442 pages hard cover 23.00





## Top Motor Mount

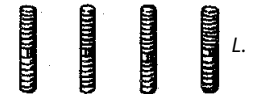
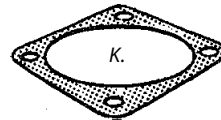
A.	<b>R2806-37</b>	Top motor mount	bare	n.a. ☺
"	<b>R2806-37C</b>	Top motor mount	chrome	n.a. ☺
	<b>C2649-9</b>	Top motor mount kit	park	16.25 ☺
	<b>C2648-9</b>	Top motor mount kit	cad	16.25 ☺
D.	<b>R0234</b>	Shim	.015"	1.75 ☺



C2649-9


## Cylinder Base

K.	<b>R46-21</b>	Gasket, cylinder base		2.50 ☺
"	<b>R46-21-X</b>	Gasket, cylinder base	rubber metal base	21.00 ☺
L.	<b>R29-30</b>	Stud, cylinder base		4.81 ☺
	<b>C8856-8</b>	Set cylinder base studs (8)		37.50 ☺
M.	<b>0134</b>	Nut, cylinder base	stock park	2.00 ☺
"	<b>R0134P</b>	Nut, cylinder base	stock park	1.69 ☺
"	<b>R0134</b>	Nut, cylinder base	stock cad	1.81 ☺
"	<b>R0134C</b>	Nut, cylinder base	stock chrome	3.13 ☺
N.	<b>R0265P</b>	Lockwasher, base nut	park	0.69 ☺
"	<b>R0265</b>	Lockwasher, base nut	zinc	0.75 ☺
"	<b>R0265C</b>	Lockwasher, base nut	chrome	0.94 ☺



## Cylinder Head Gaskets

<b>R11-36A.10pack</b>	Gaskets	black	44.00 ☺
<b>R11-36Acop</b>	Gasket	copper	6.00 ☺
<b>R11-36Ate</b>	Gasket	blue teflon	8.00 ☺



## Cylinder Head Bolts

Bolts have special 7/16"-16 thread  
The same bolts are used with iron and aluminum heads, washers are different.



<b>R14-30BP</b>	Head bolt		park	6.25 ☺
<b>R14-30B</b>	Head bolt		cad	6.25 ☺
<b>R14-30BC</b>	Head bolt		chrome	7.50 ☺
<b>R0232P</b>	Washer	iron heads	park	0.88 ☺
<b>0232</b>	Washer	iron heads	cad	1.50 ☺
<b>R0232</b>	Washer	iron heads	cad	0.94 ☺
<b>0232C</b>	Washer	iron heads	chrome	1.60 ☺
<b>R0232C</b>	Washer	iron heads	chrome	1.25 ☺
<b>15-39</b>	Washer	alu heads	park	2.50 ☺
<b>R15-39P</b>	Washer	alu heads	park	2.19 ☺
<b>R15-39</b>	Washer	alu heads	cad	2.31 ☺
<b>R15-39C</b>	Washer	alu heads	chrome	3.44 ☺
<b>C9698-18</b>	Set of 18	alu heads	park	39.38 ☺
<b>C7710-18</b>	Set of 18	alu heads	cad	40.50 ☺
<b>C8215-18</b>	Set of 18	alu heads	chrome	61.25 ☺
<b>C2432-18</b>	Set of 18	alu heads	park (machined)	51.88 ☺
<b>C3285-18</b>	Set of 18	alu heads	cad (machined)	51.88 ☺
<b>14-30S</b>	Oversize bolt (1/2"-13)		park	11.00 ☺



## Cylinder Base Nut Kits

Kits include 8 nuts with lockwashers

<b>C9623-16</b>	Nut kit	stock nuts	park	17.50 ☺
<b>C8105-16</b>	Nut kit	stock nuts	cad	17.50 ☺
<b>C8104-16</b>	Nut kit	stock nuts	chrome	25.00 ☺
<b>C7017-16</b>	Nut kit	acorn nuts	chrome	25.00 ☺
<b>C8437-16</b>	Nut kit	cap nuts	chrome	26.25 ☺
<b>C9716-8</b>	Lockwashers		park	5.38 ☺
<b>C8171-8</b>	Lockwashers		cad	5.63 ☺
<b>C9715-8</b>	Lockwashers		chrome	6.63 ☺



Stock



Acorn



Cap

## Cylinder Headbolt Kits

Kits include 18 bolts with washers (iron heads only).  
For aluminum heads order bolts and a set of washers separately.

<b>C9728-36</b>	Headbolt kit	park	112.50 ☺
<b>C7712-36</b>	Headbolt kit	cad	112.50 ☺
<b>C8218-36</b>	Headbolt kit	chrome	137.50 ☺

**COLONY** Quality Hardware Kits

## Heli-Coil® thread repair

Special 7/16"-16 thread for cylinder repair.  
Heli-Coil thread repair kit comes complete with 6 inserts, tap, installation tool and instructions. Order drill separately.

<b>H5540-7</b>	Heli-Coil repair kit	7/16"-16	n.a. ☺
<b>HR389-7-2</b>	Set inserts only (6)		24.00 ☺
<b>M6129D</b>	Drill 29/64", use with kit		n.a. ☺



# Flathead Engine Parts

## Spark plugs

<b>R37-09D14</b>	Champion D14 standard #3 heat range	4.50
<b>R37-09A-7</b>	NGK A-7 colder #4 heat range	3.50
<b>40-08</b>	Gasket, spark plug	1.50 ☼

**R11929-40** Spark plug wrench park n.a.  
(This wrench is for use with original style spark plugs, 1-1/8" wrench size, does not fit NGK plugs)



## Heli-Coil® thread repair

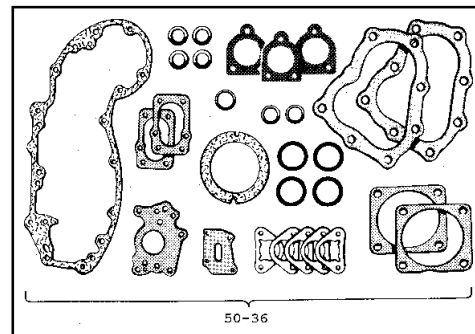
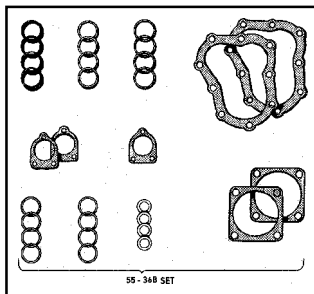
To repair stripped spark plug hole threads M18 -1.25 thread  
Kit includes piloted tap, installation tool and 24 inserts.

<b>H5523-18</b>	Thread repair kit	n.a. ☼
<b>HR514-6</b>	Set insert only (6)	24.00 ☼



## Gasket Sets

<b>R50-36</b>	Complete engine gasket set	85.00 ☼
<b>R55-36B</b>	Top overhaul gasket set	57.00 ☼



## Complete Stock Hardware Kits

Each kit contains all the stock engine and transmission bolts, nuts, washers, screws etc. in choice of parkerized, cad or chrome plating. Kits include head bolts, washers, cylinder base nuts, tappet guide screws, oil pump mounting nuts and bolts, gear cover screws, timing plug, drain plug, crankcase studs and nuts, generator screws, transmission top cover screws, filler plug, side cover nuts.

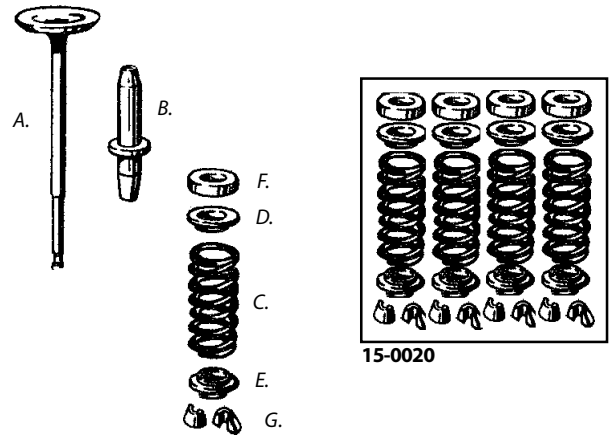
<b>C8304PARK</b>	'36-'39 Models	park	306.25 ☼
<b>C8304CAD</b>	'36-'39 Models	cad	312.50 ☼
<b>C8304CHR</b>	'36-'39 Models	chrome	368.75 ☼
<b>C8305PARK</b>	'40-'48 Models	park	306.25 ☼
<b>C8305CAD</b>	'40-'48 Models	cad	312.50 ☼
<b>C8305CHR</b>	'40-'48 Models	chrome	368.75 ☼

(pictured kit is for Knucklehead)



**Valves and Parts**

A.	<b>R163-37</b>	Valve, inlet (use exhaust valve)	n.a.
"	<b>R163-37os</b>	Valve, inlet 1/8" oversize	23.00
"	<b>R165-37</b>	Valve, exhaust	21.00
"	<b>R165-37N</b>	Valve, exhaust black nitrited	23.00
"	<b>R165-37os</b>	Valve, exhaust 1/8" oversize	24.00
B.	<b>R166-30</b>	Valve guide standard 0.595"	23.50 ☺
"	<b>R166-30.1</b>	Valve guide oversize +.001"	n.a. ☺
"	<b>R166-30.2</b>	Valve guide oversize +.002"	27.00 ☺
"	<b>R166-30C.2</b>	Set of 4 oversize +.002"	44.00
C.	<b>R168-30B</b>	Valve spring	6.50 ☺
D.	<b>R170-30A</b>	Collar	6.50 ☺
E.	<b>R171-30</b>	Collar	6.50 ☺
F.	<b>R171-37</b>	Spacer	7.00 ☺
G.	<b>172-30</b>	Keys, valve (2)	2.50 ☺
"	<b>172-30.10pack</b>	Keys, valve collar (20)	18.00 ☺
<b>15-0020</b>	Spring kit, with collars & keepers		72.00 ☺



Valve guide drivers, use for removal and installation

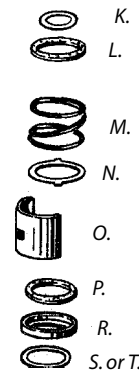
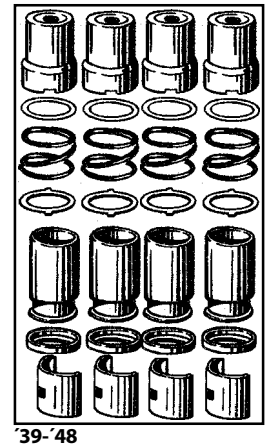
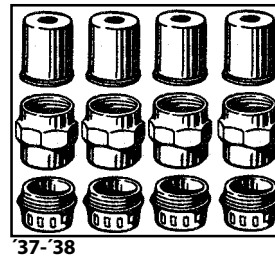
<b>R1001-1</b>	Driver .370" (3/8")	35.00 ☺
<b>R1001</b>	Set of three sizes	65.00 ☺

- 3/8" driver can be used for 1200cc Flathead, Knuckle, Pan, Shovel etc.  
- Set also includes drivers for 750cc and Sportster.



**Valve Spring Covers**

<b>C2886-24</b>	Set valve spring covers '37-'38 cad	218.75 ☺	
<b>C3092-24</b>	Set valve spring covers '37-'38 chrome	285.00 ☺	
<b>R11806-30</b>	Wrench, upper '37-'38	27.50 ☺	
<b>R11806-30A</b>	Wrench, lower '37-'38	27.50 ☺	
<b>C3065-36</b>	Set valve spring covers '39-'48 park	268.75 ☺	
<b>C3066-36</b>	Set valve spring covers '39-'48 cad	268.75 ☺	
<b>C3076-36</b>	Set valve spring covers '39-'48 chrome	306.25 ☺	
<b>R11959-39</b>	Valve spring cover lifter '39-'48	41.25 ☺	
K.	<b>167-38</b>	Gasket, valve cover '38-'48	0.75 ☺
"	<b>R167-38</b>	Gasket, valve cover '38-'48	0.65 ☺
L.	<b>R173-39A</b>	Cork washer '39-'48	2.00 ☺
M.	<b>R173-39C</b>	Spring '39-'48	1.65
N.	<b>R173-39D</b>	Washer zinc '39-'48	n.a.
O.	<b>R175-39</b>	Clip black '39-'48	8.00
"	<b>R175-39CHR</b>	Clip chrome '39-'48	n.a.
P.	<b>R175-39A</b>	Cork washer '39-'48	2.00 ☺
R.	<b>R175-39B</b>	Cork retainer zinc '39-'48	5.00
"	<b>R175-39BC</b>	Cork retainer chrome '39-'48	8.00
S.	<b>R175-39C</b>	Fiber washer '39-'48	1.50 ☺
T.	<b>176-26</b>	Gasket '30-'38	1.00 ☺



# Flathead Engine Parts

## Tappets

A.	<b>234-39</b>	Guide, front cylinder	'39-'48	n.a.
	<b>235-39</b>	Guide, rear cylinder	'39-'48	65.00 ☼

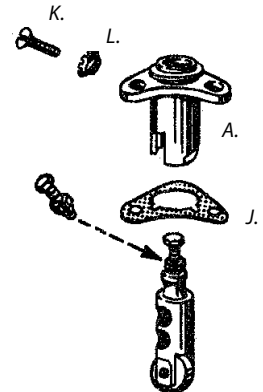
Tappets with "lightning" holes, without screw/nut '29-'73.

B.	<b>R200-29jims</b>	Tappet Std.O.D.	0.730"	85.00 ☼
"	<b>R200-29.005jims</b>	Oversize	+0.005"	n.a. ☼

D.	<b>R208-29</b>	Tappet roller, with pin		10.00 ☼
"	<b>R208-29set</b>	Set tappet rollers and pins (4)		34.00 ☼
E.	<b>R214-29</b>	Pin only, tappet roller		0.60 ☼

G.	<b>R221-40</b>	Screw, tappet	9/32"-32	6.88 ☼
"	<b>R221-40.4pack</b>	Tappet screws	9/32"-32	25.00 ☼
"	<b>R221-40A</b>	Tappet screw & nut		9.06 ☼
H.	<b>223-38</b>	Nut, tappet screw	9/32"-32	3.50 ☼
"	<b>R223-38</b>	Nut, tappet screw	9/32"-32	1.50 ☼
"	<b>R223-38.4pack</b>	Nuts, tappet screw	9/32"-32	8.00 ☼

J.	<b>237-30</b>	Gasket, tappet guide		1.00 ☼
----	---------------	----------------------	--	--------



## Tappet Guide Screws

1/4"-24 thread

K.	<b>R057P</b>	Screw, slotted head	park	1.56 ☼
"	<b>R057</b>	Screw, slotted head	cad	1.56 ☼
"	<b>R057C</b>	Screw, slotted head	chrome	2.19 ☼
L.	<b>R0365P</b>	Lockwasher	park	0.38 ☼
"	<b>R0365</b>	Lockwasher	zinc	0.25 ☼

## Tappet Guide Screw Kits

One kit includes 8 screws with lockwashers

<b>C9622-16</b>	Kit, slotted head screws	park	14.38 ☼
<b>C8103-16</b>	Kit, slotted head screws	cad	15.00 ☼
<b>C8102-16</b>	Kit, slotted head screws	chrome	18.75 ☼
<b>C7131-8</b>	Kit, acorn head screws	chrome	30.00 ☼
<b>C8447-8</b>	Kit, cap head screws	chrome	30.63 ☼
<b>C8760-16</b>	Kit, Allen head screws	chrome	19.38 ☼
<b>C2100-16</b>	Kit, Phillips head screws	cad	16.56 ☼
<b>C2099-16</b>	Kit, Phillips head screws	chrome	19.38 ☼




Stock



Acorn



Cap



**M1421T** Tap 1/4"-24 for tappet guide screws 7.00



## Heli-Coil® thread repair

Thread repair kit includes 12 inserts, tap and installation tool, order drill separately.

<b>H5540-4</b>	Heli-coil thread repair kit	1/4"-24	125.00 ☼
<b>HR389-4</b>	Set Heli-coil inserts only	(12)	25.00 ☼
<b>M6117D</b>	Drill 17/64", use with kit		n.a. ☼



**R1235**



**R1236**

## 1200cc Pistons

- Pistons are sold each, and do **not** include rings.
- piston pin with split ring type pin keepers ( 280-32 ) (install with tool **R96780-32A**)

<b>R256-37</b>	Piston	standard	3.312"	65.00
<b>R256-37D</b>	Piston	O.S.	+ .010"	n.a.
<b>R256-37E</b>	Piston	O.S.	+ .020"	n.a.
<b>R256-37F</b>	Piston	O.S.	+ .030"	n.a.
<b>R256-37G</b>	Piston	O.S.	+ .040"	n.a.
<b>R256-37H</b>	Piston	O.S.	+ .050"	65.00
<b>R256-37JA</b>	Piston	O.S.	+ .060"	65.00
<b>R256-37KA</b>	Piston	O.S.	+ .070"	65.00
<b>R256-37MA</b>	Piston	O.S.	+ .080"	65.00
<b>R256-37Q</b>	Piston	O.S.	+ .090"	65.00
<b>R256-37R</b>	Piston	O.S.	+ .100"	65.00

## 1200cc Piston Rings

Set is for two pistons (6 rings) - 3/32" compression rings, 3/16" oil rings

<b>PR11224R-000</b>	Ring set, 1-piece oil rings	Std.	28.50
<b>PRP11224R-000</b>	Ring set, 3-piece oil rings	Std.	26.50
<b>PRP11224R-010</b>	Ring set, 3-piece oil rings	+ .010"	26.50
<b>PR11224R-020</b>	Ring set, 1-piece oil rings	+ .020"	28.50
<b>PRP11224R-020</b>	Ring set, 3-piece oil rings	+ .020"	26.50
<b>PR11224R-040</b>	Ring set, 1-piece oil rings	+ .040"	28.50
<b>PRP11224R-040</b>	Ring set, 3-piece oil rings	+ .040"	26.50
<b>PR11224R-050</b>	Ring set, 1-piece oil rings	+ .050"	28.50
<b>PRP11224R-050</b>	Ring set, 3-piece oil rings	+ .050"	26.50
<b>PR11224R-060</b>	Ring set, 1-piece oil rings	+ .060"	28.50
<b>PRP11224R-060</b>	Ring set, 3-piece oil rings	+ .060"	26.50
<b>PR11224R-070</b>	Ring set, 1-piece oil rings	+ .070"	28.50
<b>PR11224R-080</b>	Ring set, 1-piece oil rings	+ .080"	28.50
<b>PRP11224R-080</b>	Ring set, 3-piece oil rings	+ .080"	26.50
<b>PR11224R-090</b>	Ring set, 1-piece oil rings	+ .090"	28.50

<b>33125-SL</b>	Cylinder sleeve	1200cc	45.00
-----------------	-----------------	--------	-------

<b>280-32</b>	Lockring, piston pin	split ring type	5.00 ☼
<b>R280-32</b>	Lockring, piston pin	split ring type	2.50
<b>R22582-52</b>	Lockring, piston pin	expanding ring type (repro 1300cc pistons)	0.80

<b>R295-36</b>	Piston pin bushing	Std. O.D.	0.896"	4.00
<b>R295-36jims</b>	Piston pin bushing	Std. O.D.	0.895"	22.25 ☼
<b>R295-36Ajims</b>	Piston pin bushing	Oversize	+0.05"	22.25 ☼
<b>R295-36B</b>	Piston pin bushing	Oversize	+0.005"	
<b>R295-36C</b>	Piston pin bushing	Oversize	+0.010"	3.50 ☼



**R96780-32A**



**R96780-58A**



**R95970-32C**



**R1010**

## 1300cc Pistons

Pistons are sold each, including :

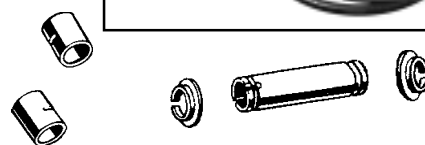
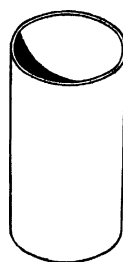
- 1/16" compression rings, 3/16" oil ring
- piston pin with late style pin keepers ( 22582-52 ) (install with tool **R96780-58A**)

<b>R256-30B</b>	Piston	standard	3.437"	n.a.
<b>R256-30D</b>	Piston	O.S.	+ .010"	n.a.
<b>R256-30E</b>	Piston	O.S.	+ .020"	n.a.
<b>R256-30F</b>	Piston	O.S.	+ .030"	n.a.
<b>R256-30G</b>	Piston	O.S.	+ .040"	n.a.
<b>R256-30H</b>	Piston	O.S.	+ .050"	110.00
<b>R256-30JA</b>	Piston	O.S.	+ .060"	110.00
<b>R256-30KA</b>	Piston	O.S.	+ .070"	110.00
<b>R256-30MA</b>	Piston	O.S.	+ .080"	110.00
<b>R256-30Q</b>	Piston	O.S.	+ .090"	110.00

## 1300cc Piston Rings

Set is for two pistons (6 rings) -1/16" compression rings, 3/16" oil rings

<b>R22325-55</b>	Ring set	standard		18.00
<b>R22327-55</b>	Ring set	oversize	+ .010"	18.00
<b>R22328-55</b>	Ring set	oversize	+ .020"	18.00
<b>R22329-55</b>	Ring set	oversize	+ .030"	18.00
<b>R22330-55</b>	Ring set	oversize	+ .040"	18.00
<b>R22331-55</b>	Ring set	oversize	+ .050"	18.00
<b>R22332-55B</b>	Ring set	oversize	+ .060"	17.00
<b>R22335-78A</b>	Ring set	oversize	+ .070"	17.00
<b>R22336-78A</b>	Ring set	oversize	+ .080"	17.00
<b>R22336-78AP090</b>	Ring set oversize		+ .090"	17.00
<b>R22336-78AP100</b>	Ring set oversize		+ .100"	17.00



<b>R96780-32A</b>	Piston pin lock ring tool, for 280-32	74.50 ☼
<b>R96780-58A</b>	Piston pin lock ring tool, for 22582-52	190.00 ☼

<b>R1010</b>	Rod alignment tool Use to check rod straightness when rods are installed	41.00 ☼
--------------	---	---------


<b>R95970-32C</b>	Piston pin bushing tool Use to replace bushings without removing rods	185.00 ☼
-------------------	--	----------

<b>R1236</b>	Piston ring compressor set Supplied with 6 bands ranging from 2-3/16" to 4-3/8" (does not fit 750cc models). Fine tooth ratcheting motion to compress bands in small increments for accurate compression. (will not break or damage rings)	132.50 ☼
--------------	---	----------

<b>R1235</b>	Piston ring expander tool Remove and install rings without fear of breakage. Smooth gripping edges firmly hold rings to eliminate possible ring damage. Expands rings gently to install in grooves.	38.50 ☼
--------------	--	---------

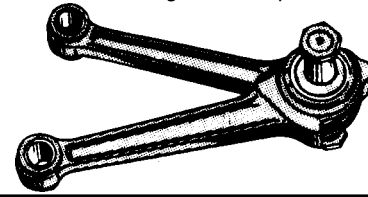
# Flathead Engine Parts

## Connecting Rods

<b>CRR-36A</b>	Set extra strong races	52100 bearing steel	97.50	✪	
<b>CRR-BT</b>	Set of connecting rod races (3)		25.00	✪	
<b>CRR-BT.001</b>	Set of connecting rod races (3)	+ .001"	28.00	✪	
<b>CRR-BT.002</b>	Set of connecting rod races (3)	+ .002"	28.00	✪	
<b>CRR-BT.005</b>	Set of connecting rod races (3)	+ .005"	28.00	✪	
<b>CRR-BT.010</b>	Set of connecting rod races (3)	+ .010"	28.00	✪	



**R290-37** Set of connecting rods 245.00  
With bearing and crank pin.



### '37-'39

Bearing has 14 long 1/4" rollers and 28 short 1/4" rollers.  
Use with crank pin 348-36.

'40-'48 type bearing will fit if crank pin 348-40 is also used.

<b>301-36</b>	Retainer, crank pin roller	(each)	25.00	✪
---------------	----------------------------	--------	-------	---



**309-36**

**R348-36**

Roller, short 0.360"			Roller, long 0.726"		
<b>R304-15</b>	Std. 0.2498"	n.a.	<b>R305-15</b>	Std. 0.2498"	0.60
<b>R304-15D</b>	+ .0002"	0.60	<b>R305-15D</b>	+ .0002"	0.60
<b>R304-15F</b>	+ .0004"	0.60	<b>R305-15F</b>	+ .0004"	0.60
<b>R304-15H</b>	+ .0006"	0.60	<b>R305-15H</b>	+ .0006"	0.60
<b>R304-15KA</b>	+ .0008"	0.60	<b>R305-15KA</b>	+ .0008"	0.60
<b>304-15MA</b>	+ .0010"	n.a.	<b>R305-15MA</b>	+ .0010"	0.60

<b>309-36</b>	Bearing, connecting rod	standard	n.a.
<b>309-36D</b>	Bearing, connecting rod	+ .0002"	120.00
<b>309-36F</b>	Bearing, connecting rod	+ .0004"	120.00
<b>309-36H</b>	Bearing, connecting rod	+ .0006"	120.00
<b>309-36KA</b>	Bearing, connecting rod	+ .0008"	120.00
<b>309-36MA</b>	Bearing, connecting rod	+ .0010"	n.a.

### '40-'48

Bearing has 18 long 3/16" rollers and 36 short 3/16" rollers.

Use with crank pin 348-40.

Will also fit '37-'39 if used with crank pin 348-40.

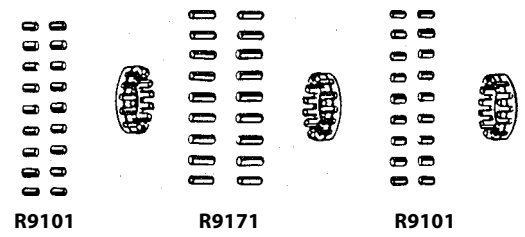
<b>R24366-51</b>	Retainer, crank pin roller, steel	(each)	62.50	✪
------------------	-----------------------------------	--------	-------	---



**R24366-51**  
(sold each)



Roller, short 0.329"			Roller, long 0.662"		
<b>R9101</b>	Std. 0.1875"	0.40	<b>R9171</b>	Std. 0.1875"	0.40
<b>R9102</b>	+ .0002"	0.40	<b>R9172</b>	+ .0002"	0.40
<b>R9103</b>	+ .0004"	0.40	<b>R9173</b>	+ .0004"	0.40
<b>R9104</b>	+ .0006"	0.40	<b>R9174</b>	+ .0006"	0.40
<b>R9105</b>	+ .0008"	0.40	<b>R9175</b>	+ .0008"	0.40
<b>R9106</b>	+ .0010"	0.40	<b>R9176</b>	+ .0010"	0.40
<b>R9106+2</b>	+ .0020"	0.40	<b>R9176+2</b>	+ .0020"	0.40
<b>R9106+3</b>	+ .0030"	0.40	<b>R9176+3</b>	+ .0030"	0.40
<b>R9108</b>	- .0002"	0.40	<b>R9179A</b>	- .0002"	0.40



**R9101**

**R9171**

**R9101**


## Complete bearings

'51-'72 style with steel retainers.

<b>R24385-40A</b>	Bearing, connecting rod	standard	235.00	✪
<b>R24386-40A</b>	Bearing, connecting rod	+ .0002"	235.00	✪
<b>R24387-40A</b>	Bearing, connecting rod	+ .0004"	235.00	✪
<b>R24388-40A</b>	Bearing, connecting rod	+ .0006"	235.00	✪
<b>R24389-40A</b>	Bearing, connecting rod	+ .0008"	235.00	✪
<b>R24390-40A</b>	Bearing, connecting rod	+ .0010"	235.00	✪



**R24385-40A**



**R348-40**

'73-later style with aluminum retainers.

<b>R24385-40B</b>	Bearing, connecting rod	standard	45.00	✪
<b>R24386-40B</b>	Bearing, connecting rod	+ .0002"	45.00	✪
<b>R24387-40B</b>	Bearing, connecting rod	+ .0004"	45.00	✪
<b>R24388-40B</b>	Bearing, connecting rod	+ .0006"	45.00	✪
<b>R24389-40B</b>	Bearing, connecting rod	+ .0008"	45.00	✪
<b>R24390-40B</b>	Bearing, connecting rod	+ .0010"	45.00	✪
<b>R24391-40B</b>	Bearing, connecting rod	- .0002"	45.00	✪

## Rod Bearing Tools


**R1003** Rod race removal & installation tool 285.00 ✪  
Complete kit, includes collars for use on Big Twin, 750cc and Sportster.

<b>R11944-36</b>	Connecting rod lapping arbor	357.50	✪
<b>R96740-36-5</b>	Lap head only, 1-5/8"	180.00	✪

<b>R96740-36</b>	Connecting rod lapping set	537.50	✪
Includes 1-1/2" and 1-5/8" lap heads.			



**R1003**



**R96740-36-5**


**R11944-36**



**Shafts and Parts**



	<b>R348-36</b>	Crank pin	O.D. 1.124"	'37-'39	95.00	⊗
	<b>R348-36C</b>	Crank pin	(2 hole)	'37-'39	100.00	⊗
B.	<b>R348-40</b>	Crank pin	O.D. 1.249"	'40-'48	149.50	⊗
C.	<b>R352-30</b>	Sprocket shaft			100.00	⊗
D.	<b>R356-37</b>	Gear shaft			115.00	⊗
	<b>1650-18</b>	Key, crank pin			2.00	⊗
	<b>R1650-18</b>	Key, crank pin			0.40	
F.	<b>C2906-2</b>	Nuts, crank pin (2)		'37-'40	28.13	⊗
"	<b>C7109-2</b>	Nuts, crank pin (2)		'41-'48	17.50	⊗
	<b>R361-12</b>	Key, sprocket & gear shaft			2.75	⊗
H.	<b>364-36</b>	Nut, sprocket & gear shaft	3/4" -18		11.00	⊗
"	<b>R364-36</b>	Nut, sprocket & gear shaft	3/4" -18		8.50	⊗
"	<b>R364-36JIMS</b>	Nut, sprocket & gear shaft	3/4" -18		37.50	⊗
I.	<b>C2901-4</b>	Lockwashers (2)	'37-'40 crank pin nut		7.50	⊗
"	<b>R370-36</b>	Lockwasher, shaft nut & late crank pin nut			1.00	
J.	<b>R030Z</b>	Screw			0.30	⊗
K.	<b>R358-17A</b>	Set of flywheel thrust collars (11 pieces)	(.060" to .110" except .094")		21.50	⊗
L.	<b>R372-36</b>	Washer, flywheel	Std. .055" (1,40 mm)		8.50	⊗
"	<b>R372-36B</b>	Washer, Oversize	.060" (1,52 mm)		9.00	⊗
			(pressed in flywheels)			



B.



J.



F.



C.



H.

J.



D.



K.

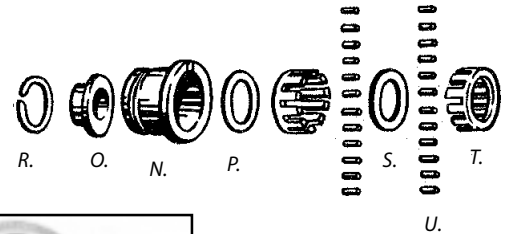


L.

**Left Side Bearing**



	<b>R416-36</b>	Bearing race	Std. O.D.	2.002"	'37-'39	70.00	⊗
	<b>R416-36B</b>	Bearing race	Oversize	+ .002"	'37-'39	71.00	⊗
	<b>R416-36C</b>	Bearing race	Oversize	+ .005"	'37-'39	72.00	⊗
N.	<b>R416-40</b>	Bearing race	Std. O.D.	2.002"	'40-'48	145.00	⊗
"	<b>R416-40B</b>	Bearing race	Oversize	+ .002"	'40-'48	65.00	⊗
"	<b>R416-40C</b>	Bearing race	Oversize	+ .005"	'40-'48	66.00	⊗
"	<b>R416-40E</b>	Bearing race	Oversize	+ .032"	'40-'48	165.00	⊗
O.	<b>R421-40</b>	End, left bearing			'40-'48	16.00	⊗
"	<b>C7411-2</b>	Oil seal (replaces 421-40)			'40-'48	27.50	⊗
P.	<b>R422-40</b>	Washer, left bearing			'40-'48	3.50	⊗
R.	<b>R423-40</b>	Ring, bearing spring			'40-'48	1.10	⊗
S.	<b>R358-36</b>	Left bearing spacer			'37-'48	4.25	⊗
T.	<b>417-30</b>	Retainer, left bearing roller				n.a.	⊗
U.	<b>R2289-25</b>	Roller, standard	0.2498" x .490"			0.50	⊗
"	<b>R9219</b>	Roller, oversize	+ .0001"			0.50	⊗
"	<b>R2289-25D</b>	Roller, oversize	+ .0002"			0.50	⊗
"	<b>R9218</b>	Roller, oversize	+ .0003"			0.50	⊗
"	<b>R2289-25F</b>	Roller, oversize	+ .0004"			0.50	⊗
"	<b>R9217</b>	Roller, oversize	+ .0005"			0.50	⊗
"	<b>R2289-25H</b>	Roller, oversize	+ .0006"			0.50	⊗
"	<b>R2289-25KA</b>	Roller, oversize	+ .0008"			0.50	⊗
"	<b>R2289-25MA</b>	Roller, oversize	+ .0010"			0.50	⊗
"	<b>R2289-25MA2</b>	Roller, oversize	+ .0020"			0.50	⊗



R.

O.

N.

P.

S.

T.

U.



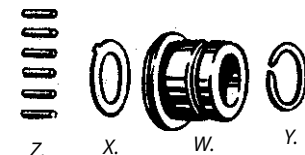
C7411-2

*(Bearing rollers are also available in 100-packs)*

**Right Side Bearing**



	<b>R413-36</b>	Bearing race	Std. O.D.	2.002"	'37-'39	43.00	⊗
	<b>R413-36B</b>	Bearing race	Oversize	+ .002"	'37-'39	44.00	⊗
	<b>R413-36C</b>	Bearing race	Oversize	+ .005"	'37-'39	45.00	⊗
	<b>R413-36D</b>	Bearing race	Oversize	+ .010"	'37-'39	45.00	⊗
	<b>R413-36E</b>	Bearing race	Oversize	+ .015"	'37-'39	45.00	⊗
W.	<b>R413-40</b>	Bearing race	Std. O.D.	2.002"	'40-'48	137.50	⊗
"	<b>R413-40B</b>	Bearing race	Oversize	+ .002"	'40-'48	63.00	⊗
"	<b>R413-40C</b>	Bearing race	Oversize	+ .005"	'40-'48	64.00	⊗
"	<b>R413-40D</b>	Bearing race	Oversize	+ .010"	'40-'48	65.00	⊗
"	<b>R413-40D.015</b>	Bearing race	Oversize	+ .015"	'40-'48	66.00	⊗
X.	<b>R414-40</b>	Washer, bearing			'40-'48	3.50	⊗
Y.	<b>R423-40</b>	Ring, spring			'40-'48	1.10	⊗



Z.

X.

W.

Y.

Z.	<b>R306-26</b>	Roller, standard	0.2498" x .600"			0.60	⊗
"	<b>R306-26D</b>	Roller, oversize	+ .0002"			0.60	⊗
"	<b>R306-26F</b>	Roller, oversize	+ .0004"			0.60	⊗
"	<b>R306-26H</b>	Roller, oversize	+ .0006"			0.60	⊗
"	<b>R306-26KA</b>	Roller, oversize	+ .0008"			0.60	⊗
"	<b>R306-26MA</b>	Roller, oversize	+ .0010"			0.60	⊗
"	<b>R306-26MA15</b>	Roller, oversize	+ .0015"			0.60	⊗
"	<b>R306-26MA20</b>	Roller, oversize	+ .0020"			0.60	⊗


## Flathead Engine Parts

**R11955-40** Bearing race lapping tool '40-'54 475.00 ✪  
**R96710-40** Bearing race lapping tool set 645.00 ✪  
 Complete set, use on 40-up Big Twins, Sportster, 750cc.

**R96717-40** Lap head only '40-'54 Big Twins 95.00 ✪

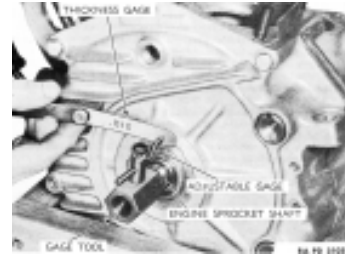


R11955-40



R96710-40

**R11967-38** End play gauge All models '30-'54 45.00 ✪



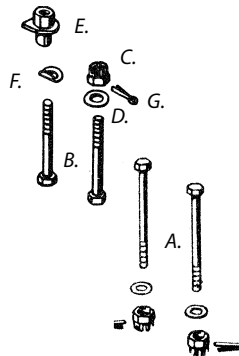
### Motor Mounting

A.	<b>R437-26PS</b>	Bolt, rear	park plain head	6.25 ✪
"	<b>R437-26P</b>	Bolt, rear	park "1035 cp"	6.25 ✪
"	<b>R437-26</b>	Bolt, rear	cad "1035 cp"	6.25 ✪
"	<b>R437-26C</b>	Bolt, rear	chrome	7.50 ✪
B.	<b>R437-36PS</b>	Bolt, front	park plain head	6.25 ✪
"	<b>R437-36P</b>	Bolt, front	park '37-'47	6.25 ✪
"	<b>R437-36</b>	Bolt, front	cad '37-'47	6.25 ✪
"	<b>R437-36C</b>	Bolt, front	chrome '37-'47	7.50 ✪
C.	<b>R0128P</b>	Nut	park	2.00 ✪
"	<b>R0128</b>	Nut	cad	2.13 ✪
"	<b>R0128C</b>	Nut	chrome	2.31 ✪
D.	<b>R0224P</b>	Washer	park	0.63 ✪
"	<b>R0224</b>	Washer	cad	0.63 ✪
"	<b>R0224C</b>	Washer	chrome	0.88 ✪
E.	<b>R439-36</b>	Nut, right front	park	12.50 ✪
F.	<b>R439-36AP</b>	Lockwasher	park	3.75 ✪
"	<b>R439-36A</b>	Lockwasher	cad	3.75 ✪
G.	<b>R0291P</b>	Cotter pin	park	0.19 ✪
"	<b>R0291</b>	Cotter pin	zinc	0.15 ✪

### Motor Mount Kits '37-'47

Kits include lower and upper bolts, nuts, washers, shims and cotter pins.

<b>C3036-22</b>	Parkerized kit	plain heads	51.25 ✪
<b>C3691-15</b>	Lower kit only		48.25 ✪
<b>C9723-22</b>	Parkerized kit	CP heads	51.25 ✪
<b>C3687-15</b>	Lower kit only		48.25 ✪
<b>C9522-22</b>	Cad plated kit		52.50 ✪
<b>C3689-15</b>	Lower kit only		48.25 ✪
<b>C9521-22</b>	Chrome plated kit		56.25 ✪
<b>C3688-15</b>	Lower kit only		52.60 ✪

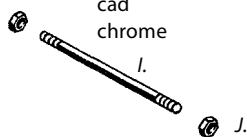


### Crankcase Studs and Bolts

H.	<b>R444-30P</b>	Bolt	park	4.38 ✪
"	<b>R444-30</b>	Bolt	cad	4.38 ✪
"	<b>R444-30C</b>	Bolt	chrome	5.31 ✪
I.	<b>446-30</b>	Stud	5"	12.00 ✪
"	<b>R446-30</b>	Stud	5"	7.50 ✪
"	<b>R446-37</b>	Stud	7-1/8"	7.50 ✪
"	<b>447-30</b>	Stud	6"	12.00 ✪
"	<b>R447-30</b>	Stud	6"	7.50 ✪
"	<b>R447-36</b>	Stud	5-7/16"	7.50 ✪
"	<b>24815-40</b>	Stud, press fit	5-7/8"	11.00 ✪
"	<b>R447-48</b>	Stud, press fit	5-7/8"	11.25 ✪
J.	<b>R0117P</b>	Nut	park	1.19 ✪
"	<b>R0117M</b>	Nut	cad	1.25 ✪
"	<b>R0117C</b>	Nut	chrome	0.94 ✪



H.




I.

J.

### Crankcase Kits

Stock style or with acorn nuts and bolts

<b>C3010-34</b>	Crankcase kit, stock	park '36-'39	61.25 ✪
<b>C8123-34</b>	Crankcase kit, stock	cad '36-'39	61.25 ✪
<b>C8122-34</b>	Crankcase kit, stock	chrome '36-'39	72.50 ✪
<b>C8121-34</b>	Crankcase kit, acorn	chrome '36-'39	75.00 ✪
<b>C3011-34</b>	Crankcase kit, stock	park '40-'48	61.25 ✪
<b>C8126-34</b>	Crankcase kit, stock	cad '40-'48	61.25 ✪
<b>C8125-34</b>	Crankcase kit, stock	chrome '40-'48	72.50 ✪
<b>C8124-34</b>	Crankcase kit, acorn	chrome '40-'48	75.00 ✪



<b>453-11</b>	Drain plug, crankcase	park	6.00 ✪
<b>R453-11P</b>	Drain plug, crankcase	park	4.38 ✪
<b>R453-11</b>	Drain plug, crankcase	cad	4.38 ✪
<b>R453-11C</b>	Drain plug, crankcase	chrome	6.25 ✪

<b>R453-11SP</b>	Drain plug, oversize 7/16-20	park	6.25 ✪
<b>R453-11S</b>	Drain plug, oversize 7/16-20	cad	6.25 ✪
<b>R453-11SC</b>	Drain plug, oversize 7/16-20	chrome	6.88 ✪





## Timing Hole Plugs

### Standard size plugs

<b>2326-26</b>	Stock	5/8"-18	park	1937	17.00 €
<b>R2326-26P</b>	Stock	5/8"-18	park	1937	10.00 €
<b>R2326-26</b>	Stock	5/8"-18	cad	1937	10.63 €
<b>R2326-26C</b>	Stock	5/8"-18	chrome	1937	12.50 €

Note: Above plug also fits '38-'48 models

<b>R2326-38P</b>	Stock	5/8"-18	park	'38-'48	7.50 €
<b>R2326-38</b>	Stock	5/8"-18	cad	'38-'48	7.50 €
<b>R2326-38C</b>	Stock	5/8"-18	chrome	'38-'48	10.63 €
<b>C7106-1</b>	Acorn plug		chrome		11.25 €
<b>C8441-1</b>	Cap plug		chrome		10.00 €
<b>C9403-1</b>	Allen plug		cad		8.13 €
<b>C9402-1</b>	Allen plug		chrome		10.63 €



R2326-26



Stock



Acorn



Cap



Allen



C9407-1

### Oversize plugs

<b>C2589-1</b>	Stock	11/16"-16	park		7.50 €
<b>C2588-1</b>	Stock	11/16"-16	cad		7.50 €
<b>C9304-1</b>	Stock	11/16"-16	chrome		9.38 €
<b>C9960-1</b>	Allen	11/16"-16	chrome		10.31 €
<b>C7501-1</b>	Acorn	11/16"-16	chrome		10.63 €
<b>C7500-2</b>	Acorn plug and tap		chrome		53.75 €
<b>C9407-1</b>	Tap only	11/16"-16			45.00 €
<b>C2282-1</b>	Special tap can be used on assem. cases				45.00 €

### Heli-Coil® thread repair

Timing hole plug

Repair kit includes 6 inserts, tap and installation tool.

<b>H5528-10-2</b>	Thread repair kit	5/8"-18 thread	n.a. €
<b>HR1191-10-2</b>	Set inserts only	(6)	38.00 €

### Gear Cover Screws

<b>056</b>	Screw, gear cover	1/4"-24	park	1.95 €
<b>R056P</b>	Screw, gear cover	1/4"-24	park	1.88 €
<b>R056</b>	Screw, gear cover	1/4"-24	cad	1.88 €
<b>R056C</b>	Screw, gear cover	1/4"-24	chrome	2.31 €
<b>2341HW</b>	Screw, gear cover	1/4"-24	zinc	2.00 €



**M1421T** Tap 1/4"-24 for gear cover screws 7.00 €

### Gear Cover Screw Sets

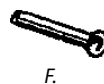
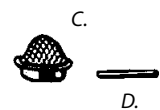

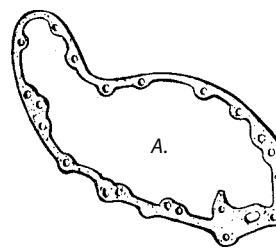
<b>C9621-12</b>	Stock (slotted) heads kit (12)	park	22.50 €
<b>C8150-12</b>	Stock (slotted) heads kit (12)	cad	22.50 €
<b>C8149-12</b>	Stock (slotted) heads kit (12)	chrome	27.50 €
<b>C8755-12</b>	Allen heads screw kit (12)	chrome	29.38 €
<b>C7129-12</b>	Acorn heads screw kit (12)	chrome	42.50 €
<b>C8445-12</b>	Cap heads screw kit (12)	chrome	41.25 €
<b>C2102-12</b>	Phillips head screw kit (12)	cad	26.25 €
<b>C2101-12</b>	Phillips head screw kit (12)	chrome	30.00 €

### Heli-Coil® thread repair

<b>H5540-4</b>	Heli-coil repair kit 1/4"-24 screws	125.00 €
(includes 12 inserts, tap and installation tool, order drill separately)		
<b>HR389-4</b>	Set Heli-coil inserts only (12)	25.00 €
<b>M6117D</b>	Drill, use with repair kit 17/64"	n.a. €

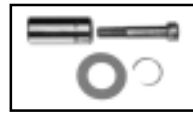


A.	<b>R598-37</b>	Gasket, gear cover		4.00 €
B.	<b>R504-37</b>	Flutter valve		n.a.
C.	<b>411-37</b>	Strainer, crankcase oil		17.00 €
"	<b>R411-37</b>	Strainer, crankcase oil		4.75 €
D.	<b>411-37A</b>	Retainer pin, strainer		0.80 €
"	<b>R411-37A</b>	Retainer pin, strainer		0.55 €
"	<b>R411-37kit</b>	Strainer, with gasket & pin		5.90 €
"	<b>24978-57</b>	Gasket, oil strainer cork		2.00 €
"	<b>R24978-57</b>	Gasket, oil strainer cork		0.60 €
F.	<b>R543-37A</b>	Pipe, front chain oiler		n.a.
G.	<b>R543-37</b>	Relief pipe		16.50 €
H.	<b>R544-37</b>	Gasket, relief pipe		1.25 €
I.	<b>R036P</b>	Screw	park	0.63 €
"	<b>R036</b>	Screw	cad	0.69 €
"	<b>R036C</b>	Screw	chrome	0.81 €
J.	<b>R0254P</b>	Lockwasher	park	0.25 €
"	<b>R0254</b>	Lockwasher	zinc	0.20 €
"	<b>R0254C</b>	Lockwasher	chrome	0.38 €



# Flathead Engine Parts

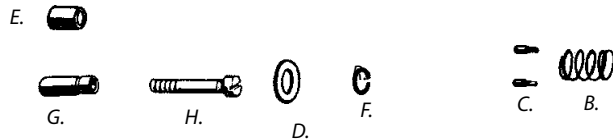
<b>R636-30A</b>	Idler gear stud assembly		15.00
<b>R659-37</b>	Bushing kit, with pins and shims		105.00
<hr/>			
<b>R585-30</b>	Dowel pin, gear cover		n.a.
<b>B. 585-37A</b>	Spring, seal ring		2.50 ☼
<b>" R585-37A</b>	Spring, seal ring		1.75 ☼
<b>C. 585-37B</b>	Pin, retaining seal ring		n.a.
<hr/>			
<b>D. R462-11</b>	Washer, idler gear		0.30
<b>E. R620-30</b>	Bushing, idling gear		22.50 ☼
<b>F. R658-15</b>	Spring ring, idler gear stud		0.60 ☼
<b>G. 636-30</b>	Stud, idling gear		12.00 ☼
<b>" R636-30</b>	Stud, idling gear		8.50 ☼
<b>H. 644-30</b>	Screw, idler gear stud		6.00 ☼
<b>" R644-30</b>	Screw, idler gear stud		5.75 ☼
<hr/>			
<b>I. R356-37B</b>	Spring, seal ring	'37-'48	1.65 ☼
<b>J. R356-40</b>	Seal ring	'40-'48	18.00 ☼
<b>K. R660-37D</b>	Bushing, gear shaft	'37-'48	22.00 ☼
<b>621-37</b>	Gear, timer drive		12.00 ☼
<hr/>			
<b>M. R660-37A</b>	Bushing, gear cover		16.25
<b>N. 660-37B</b>	Bushing, gear cover		15.00 ☼
<b>" R660-37B</b>	Bushing, gear cover		11.00
<b>O. R660-37C</b>	Bushing, gear cover		13.00
<hr/>			
<b>P. R661-37</b>	Bushing, crankcase cam gear		12.00
<b>" R661-37.005</b>	Bushing, crankcase cam gear +.005" O.D.		18.00 ☼
<b>" R661-37.010</b>	Bushing, crankcase cam gear +.010" O.D.		20.00 ☼
<hr/>			
<b>R. 661-31</b>	Pin, bushing		0.80 ☼
<b>" R661-31</b>	Pin, bushing		0.30 ☼
<hr/>			
Thrustwasher, cam gear shaft		Large thrustwasher (rear intake)	
<b>R664-37C</b>	.005" 0.75 ☼	<b>R6773</b>	.005" 0.70 ☼
<b>R664-37</b>	.007" 0.75 ☼	<b>R6775</b>	.010" 0.70 ☼
<b>R664-37R</b>	.015" 0.75 ☼	<b>R6778</b>	.015" 0.70 ☼
<hr/>			
<b>S. R672-32</b>	Adjusting screw with washers '37-'49		14.38 ☼
<b>T. R0202</b>	Washer '37-'49		0.75 ☼
<b>U. R674-32.10</b>	Shims, adjusting screw 10-pack		7.19 ☼
<hr/>			
Later type (no shims required)			
<b>W. R26383-32</b>	Adjust. screw, nut, washer '50-'64		3.50 ☼
<b>X. R0201A</b>	Washer brass '50-'69		0.50 ☼
<b>Y. R0105AZ</b>	Nut '50-'69		0.50 ☼
<hr/>			
<b>R672-32hex</b>	Adjusting screw, chain oiler (hex head)		5.00 ☼



R636-30A



R659-37

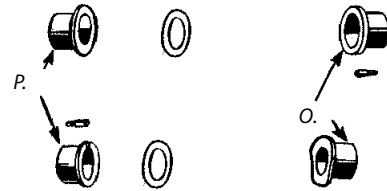


J.



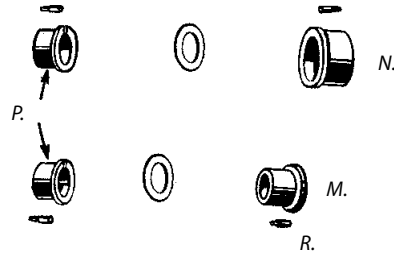
I.

K.



P.

O.

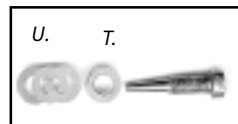


P.

N.

M.


R.



U.

T.

S.



X.


Y.

W.

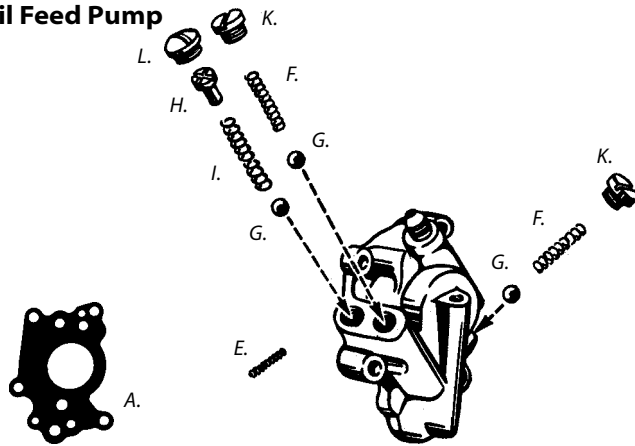
## Bushing installing and drilling tools

Use to press in bushing and drill through guide hole at factory location. Complete with instructions and drill size #31.

<b>R1017.37TB</b>	For cam bushings 660-37C, 661-37	74.50 ☼
<b>R1014.57TB</b>	For cam bushing 660-37B	n.a.
(tool is not available for rear cover bushing 660-37A)		
<b>R1015.37TB</b>	For gear shaft bushing 660-37D	71.50 ☼
<b>R1097</b>	Replacement drill (#31)	12.50 ☼

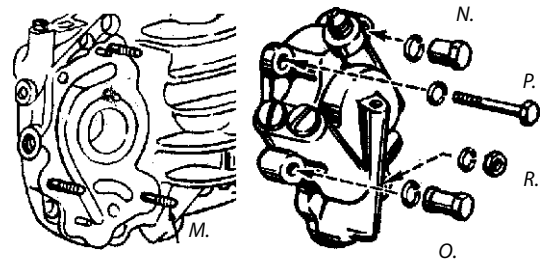


## Oil Feed Pump



A.	<b>589-37</b>	Gasket, feed pump		1.50	€
"	<b>R589-37</b>	Gasket, feed pump		2.00	€
	<b>687-37</b>	Vane holder, flat pump	'37-'40	20.00	€
	<b>687-41A</b>	Valve, governor	'41-'48	10.00	€
	<b>687-41B</b>	Weight, vane holder	'41-'48	4.00	€
E.	<b>689-37</b>	Spring, vane	'41-'48	1.50	€
	<b>703-36</b>	Spring, check valve		2.50	€
"	<b>R703-36</b>	Spring, check valve		1.50	€
G.	<b>R704-36</b>	Ball, valve		0.40	
H.	<b>711-36</b>	Screw, adjusting	'37-'40	5.00	€
"	<b>711-41</b>	Screw, adjusting	'41-'48	5.00	€
I.	<b>713-41</b>	Spring, by-pass valve	'41-'48	3.50	€
"	<b>R713-41</b>	Spring, by-pass valve	'41-'48	1.60	€
	<b>715-37</b>	Retainer, by-pass ball		2.50	€
K.	<b>R701-36P</b>	Screw, check valve	park	10.00	€
"	<b>R701-36</b>	Screw, check valve	cad	10.00	€
"	<b>R701-36C</b>	Screw, check valve	chrome	12.50	€
L.	<b>R707-36P</b>	Screw, adjusting valve	park	10.63	€
"	<b>R707-36</b>	Screw, adjusting valve	cad	10.63	€
"	<b>R707-36C</b>	Screw, adjusting valve	chrome	12.50	€

## Feed Pump Mounting



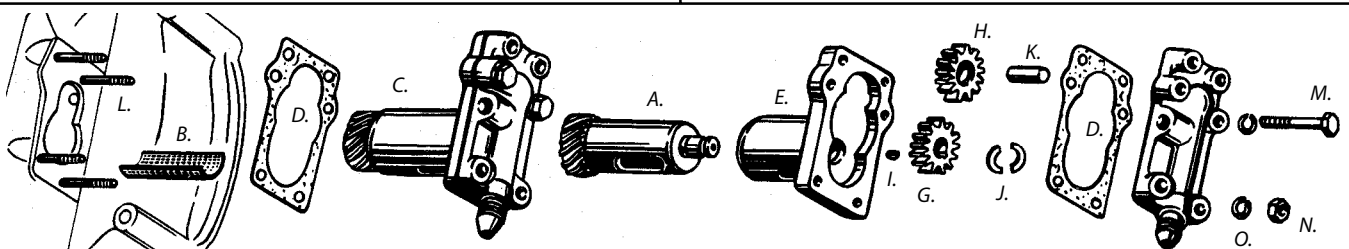
M.	<b>591-37</b>	Stud, oil pump mounting		4.00	€
"	<b>R591-37</b>	Stud, oil pump mounting		3.25	€
N.	<b>591-41</b>	Nut, short	'41-'48 park	8.00	€
"	<b>R591-41P</b>	Nut, short	'41-'48 park	6.25	€
"	<b>R591-41</b>	Nut, short	'41-'48 cad	6.25	€
"	<b>R591-41C</b>	Nut, short	'41-'48 chrome	7.19	€
O.	<b>591-41A</b>	Nut, long	'41-'48 park	8.00	€
"	<b>R591-41AP</b>	Nut, long	'41-'48 park	5.63	€
"	<b>R591-41A</b>	Nut, long	'41-'48 cad	5.63	€
"	<b>R591-41AC</b>	Nut, long	'41-'48 chrome	7.50	€
P.	<b>R13332-25AP</b>	Bolt, pump mounting	park	3.13	€
"	<b>13332-25Acad</b>	Bolt, pump mounting	cad	3.20	€
"	<b>R13332-25A</b>	Bolt, pump mounting	cad	3.13	€
"	<b>R13332-25AC</b>	Bolt, pump mounting	chrome	4.06	€
R.	<b>0108</b>	Nut, pump mounting	park	1.50	€
"	<b>R0108P</b>	Nut, pump mounting	park	1.13	€
"	<b>R0108M</b>	Nut, pump mounting	cad	1.19	€
"	<b>R0108C</b>	Nut, pump mounting	chrome	0.88	€
	<b>R0256P</b>	Lockwasher	park	0.25	€
	<b>R0256</b>	Lockwasher	zinc	0.25	€
	<b>R0256C</b>	Lockwasher	chrome	0.38	€

## Oil Pump Mounting Kits



Includes all nuts and bolts to install feed pump and return pump. Kits do not include studs.

<b>C9663-22</b>	Mounting kit	'41-'48 park	20.63	€
<b>C9409-22</b>	Mounting kit	'41-'48 cad	20.63	€
<b>C9408-22</b>	Mounting kit	'41-'48 chrome	25.31	€



## Scavenger Pump

A.	<b>503-37</b>	Shaft		29.00	€
B.	<b>R504-39</b>	Screen		3.00	€
"	<b>R504-39.10pack</b>	10 Screens		22.00	€
D.	<b>590-37</b>	Gasket		1.50	€
E.	<b>R679-37</b>	Body, aluminum		n.a.	
G.	<b>690-37</b>	Gear, models without chain oiler		n.a.	
"	<b>690-38</b>	Gear, models with or without chain oiler		21.00	€
"	<b>R690-38</b>	Gear, models with or without chain oiler		11.00	€
"	<b>R690-38.5pack</b>	5 Gears		44.00	€
H.	<b>691-37</b>	Gear, idle		21.00	€
"	<b>R691-37</b>	Gear, idle		11.50	€
"	<b>R691-37.5pack</b>	5 Gears		47.50	€
I.	<b>693-36</b>	Key, pump gear		2.50	€
"	<b>R693-36</b>	Key, pump gear		1.35	€
"	<b>R693-36.10pack</b>	10 Keys		10.00	€
J.	<b>R694-37</b>	Split washers, pair		2.50	€
K.	<b>697-37</b>	Shaft, idler gear		5.00	€

L.	<b>591-36</b>	Stud, scavenger pump		3.00	€
"	<b>R591-36</b>	Stud, scavenger pump		3.25	€
M.	<b>1123-29</b>	Bolt dome head	park	1.50	€
"	<b>7223-34</b>	Bolt "1035 cp" head	park	n.a.	€
"	<b>R053EP</b>	Bolt plain head	park	2.50	€
"	<b>R053E</b>	Bolt plain head	cad	2.50	€
"	<b>R053EC</b>	Bolt plain head	chrome	3.75	€
N.	<b>0108</b>	Nut	park	1.50	€
"	<b>R0108P</b>	Nut	park	1.13	€
"	<b>R0108M</b>	Nut	cad	1.19	€
"	<b>R0108C</b>	Nut	chrome	0.88	€
O.	<b>R0256P</b>	Lockwasher	park	0.25	€
"	<b>R0256</b>	Lockwasher	zinc	0.25	€
"	<b>R0256C</b>	Lockwasher	chrome	0.38	€

## Oil pump repair nipple

Remove damaged nipple, drill 25/64", tap 7/16"-20.

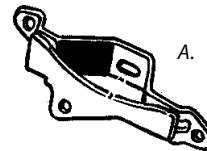
<b>R3586-15</b>	Nipple	zinc	13.44	€
-----------------	--------	------	-------	---



## Knucklehead Engine Parts


### Top Motor Mount

A.	<b>R2806-36</b>	Top motor mount	black	'36-'37	n.a. ✖
"	<b>R2806-38A</b>	Top motor mount	black	'38-'39	n.a. ✖
"	<b>R2806-38</b>	Top motor mount	black	'40-'47	n.a. ✖ (fits '38-'47)
"	<b>R2806-38C</b>	Top motor mount	chrome	'40-'47	n.a. ✖ (fits '38-'47)



	<b>C2649-9</b>	Top motor mount kit	park	16.25 ✖
	<b>C2648-9</b>	Top motor mount kit	cad	16.25 ✖

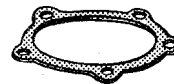
D.	<b>R0234</b>	Shim		.015"	0.75 ✖
----	--------------	------	--	-------	--------



C2649-9

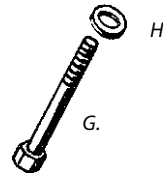
### Cylinder Head Gaskets

	<b>R12-36cop</b>	Gasket, cylinder head	copper	8.50 ✖
	<b>R12-36te</b>	Gasket, cylinder head	blue teflon	7.00 ✖



### Cylinder Head Bolts

G.	<b>R14-36P</b>	Bolt, cylinder head	park	'36-'39	7.50 ✖
"	<b>R14-36</b>	Bolt, cylinder head	cad	'36-'39	8.13 ✖
"	<b>R14-36C</b>	Bolt, cylinder head	chrome	'36-'39	10.00 ✖
"	<b>R14-40P</b>	Bolt, cylinder head	park	'40-'47	7.50 ✖
"	<b>R14-40</b>	Bolt, cylinder head	cad	'40-'47	8.13 ✖
"	<b>R14-40C</b>	Bolt, cylinder head	chrome	'40-'47	9.38 ✖



H.	<b>R15-36P</b>	Washer, headbolt	park	'36-'47	0.75 ✖
"	<b>R15-36</b>	Washer, headbolt	cad	'36-'47	0.75 ✖
"	<b>R15-36C</b>	Washer, headbolt	chrome	'36-'47	1.06 ✖

### Headbolt Kits

Headbolt kits include 10 bolts with washers.

	<b>C9725-20</b>	Stock bolt kit	park	'36-'39	75.00 ✖
	<b>C7713-20</b>	Stock bolt kit	cad	'36-'39	76.25 ✖
	<b>C8219-20</b>	Stock bolt kit	chrome	'36-'39	88.75 ✖
	<b>C7152-20</b>	Acorn bolt kit	chrome	'36-'39	78.75 ✖
	<b>C8456-20</b>	Cap bolt kit	chrome	'36-'39	71.25 ✖



	<b>C3127-20</b>	Stock bolt kit, plain	park	'40-'47	102.50 ✖
	<b>C9726-20</b>	Stock bolt kit, CP	park	'40-'47	75.00 ✖
	<b>C7714-20</b>	Stock bolt kit	cad	'40-'47	76.25 ✖
	<b>C8220-20</b>	Stock bolt kit	chrome	'40-'47	88.75 ✖
	<b>C7157-20</b>	Acorn bolt kit	chrome	'40-'47	78.75 ✖
	<b>C8460-20</b>	Cap bolt kit	chrome	'40-'47	71.25 ✖

	<b>C9704-10</b>	Set washers only	park	7.50 ✖
	<b>C8170-10</b>	Set washers only	cad	7.50 ✖
	<b>C8488-10</b>	Set washers only	chrome	10.63 ✖

### Heli-Coil® thread repair

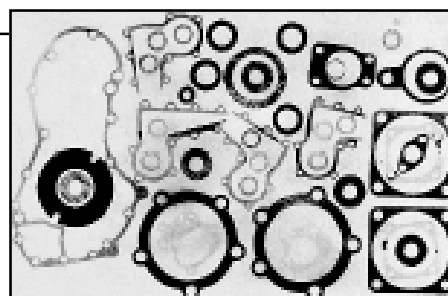
Heli-Coil thread repair kit comes complete with 6 inserts, tap, installation tool and instructions. Order drill separately. Special 7/16"-16 thread for cylinder head repair.



	<b>H5540-7</b>	Heli-Coil repair kit	7/16"-16	n.a. ✖
	<b>HR389-7-2</b>	Set inserts only (6)		24.00 ✖
	<b>M6129D</b>	Drill 29/64"		n.a. ✖

	<b>R51-36</b>	Complete engine gasket set		85.00 ✖
--	---------------	----------------------------	--	---------

	<b>R55-38</b>	Top overhaul gasket set		52.00 ✖
--	---------------	-------------------------	--	---------



## Cylinder Base

A.	<b>R46-21</b>	Gasket, cylinder base		2.50	⊗
"	<b>R46-21-X</b>	Gasket, cylinder base	rubber metal base	21.00	⊗
B.	<b>R29-30</b>	Stud, cylinder base		4.81	⊗
"	<b>C8856-8</b>	Set cylinder base studs	(8)	37.50	⊗
C.	<b>0134</b>	Nut, cylinder base	stock park	2.00	⊗
"	<b>R0134P</b>	Nut, cylinder base	stock park	1.69	⊗
"	<b>R0134</b>	Nut, cylinder base	stock cad	1.81	⊗
"	<b>R0134C</b>	Nut, cylinder base	stock chrome	3.13	⊗
D.	<b>R0265P</b>	Lockwasher, base nut	park	0.69	⊗
"	<b>R0265</b>	Lockwasher, base nut	zinc	0.75	⊗
"	<b>R0265C</b>	Lockwasher, base nut	chrome	0.94	⊗



Stock



Acorn

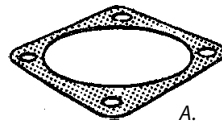


Cap

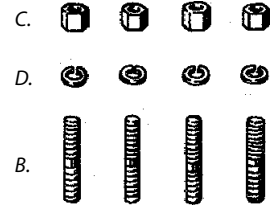
## Cylinder Base Nut Kits

Kits include 8 nuts with lockwashers

<b>C9623-16</b>	Nut kit	stock nuts	park	17.50	⊗
<b>C8105-16</b>	Nut kit	stock nuts	cad	17.50	⊗
<b>C8104-16</b>	Nut kit	stock nuts	chrome	25.00	⊗
<b>C7017-16</b>	Nut kit	acorn nuts	chrome	25.00	⊗
<b>C8437-16</b>	Nut kit	cap nuts	chrome	26.25	⊗
<b>C9716-8</b>	Lockwashers		park	5.38	⊗
<b>C8171-8</b>	Lockwashers		cad	5.63	⊗
<b>C9715-8</b>	Lockwashers		chrome	6.63	⊗



A.



C.

D.

B.

## Spark plugs

<b>R37-09D14</b>	Champion	standard	#3 heat range	4.50
<b>R37-09A-7</b>	NGK	A-7 colder	#4 heat range	3.50
<b>40-08</b>	Gasket, spark plug			1.50

**R11929-40** Spark plug wrench park n.a.

(This wrench is for use with original style spark plugs, 1-1/8" wrench size, does not fit NGK plugs)



## Heli-Coil® thread repair

To repair stripped spark plug hole threads 18mm -1.25 thread  
Kit includes piloted tap, installation tool and 24 inserts.

<b>H5523-18</b>	Thread repair kit	n.a.	⊗
<b>HR514-6</b>	Set insert only (6)	24.00	⊗



## Complete Hardware Kits


Complete engine, primary and transmission hardware kits, available in stock, acorn or cap style.

Stock hardware kits are available cad plated or chrome plated.

Acorn head and cap head kits are available chrome plated.

Each kit contains all the engine and transmission bolts, nuts, washers, screws. Kits include head bolts, washers, cylinder base nuts, tappet guide screws, oil pump mounting nuts and bolts, gear cover screws, timing plugs, drain plugs, crankcase studs and nuts, generator screws, transmission top cover screws, filler plugs, side cover nuts, large rocker shaft nuts.


<b>C8300PARK</b>	Stock	'36-'39	park	312.50	⊗
<b>C8300CAD</b>	Stock	'36-'39	cad	318.75	⊗
<b>C8300CHR</b>	Stock	'36-'39	chrome	368.75	⊗
<b>C7905</b>	Acorn	'36-'39	chrome	393.75	⊗
<b>C8301PARK</b>	Stock	'40-'47	park	293.75	⊗
<b>C8301CAD</b>	Stock	'40-'47	cad	300.00	⊗
<b>C8301CHR</b>	Stock	'40-'47	chrome	368.75	⊗
<b>C7906-G</b>	Acorn	'40-'47	gold	325.00	⊗



# Knucklehead Engine Parts

## Rocker Box Mounting Bolts and Kits

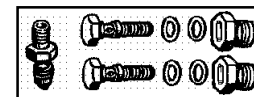
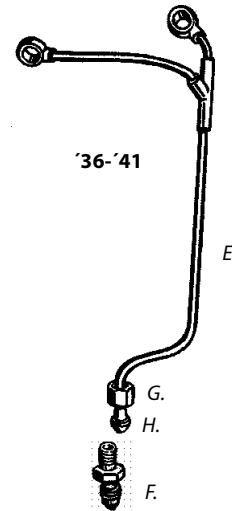
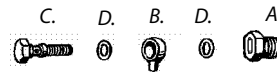
<b>R071P</b>	Bolt, short		park	3.75	✳
<b>R071</b>	Bolt, short		cad	3.75	✳
<b>R071C</b>	Bolt, short		chrome	4.69	✳
<b>R073P</b>	Bolt, long		park	3.75	✳
<b>R073</b>	Bolt, long		cad	3.75	✳
<b>R073C</b>	Bolt, long		chrome	4.69	✳
<b>C3286-12</b>	Stock kit	"1035 CP"	park	26.25	✳
<b>C9699-12</b>	Stock kit	plain heads	park	21.25	✳
<b>C8779-12</b>	Stock kit		cad	21.25	✳
<b>C8778-12</b>	Stock kit		chrome	27.50	✳
<b>C7102-12</b>	Acorn kit		chrome	31.25	✳
<b>C8440-12</b>	Cap kit		chrome	33.13	✳



<b>M1434T</b>	Tap	3/8"-16		n.a.	✳
<b>H5521-6</b>	Heli-coil thread repair kit	3/8"-16		44.00	✳
<b>HR1185-6</b>	Set inserts only	(12)		26.00	✳
<b>M6125D</b>	Drill	25/64"	(use with kit)	n.a.	✳

## Rocker Box Feed Line '36-'41

A.	<b>R95-36</b>	Nipple	cad	6.25	✳
"	<b>R95-36C</b>	Nipple	chrome	7.50	✳
B.	<b>3572-36A</b>	Banjo	cad	4.50	✳
C.	<b>3572-36B</b>	Bolt, banjo	park	7.00	✳
"	<b>R3572-36B</b>	Bolt, banjo	cad	6.56	✳
"	<b>R3572-36BC</b>	Bolt, banjo	chrome	8.75	✳
D.	<b>3572-36C</b>	Washer, bolt	park	0.60	✳
"	<b>R3572-36C</b>	Washer, bolt	brass	0.50	✳
E.	<b>R3573-36</b>	Feed line		n.a.	✳
"	<b>R3573-36C</b>	Feed line	chrome	n.a.	✳
F.	<b>R3615-36P</b>	Nipple	park	9.38	✳
"	<b>3615-36</b>	Nipple	cad	12.00	✳
"	<b>R3615-36</b>	Nipple	cad	9.38	✳
"	<b>R3615-36C</b>	Nipple	chrome	10.94	✳
	<b>C9848-9</b>	Nipple and bolt kit	cad	35.63	✳
	<b>C9847-9</b>	Nipple and bolt kit	chrome	45.00	✳
G.	<b>R0140</b>	Nut	cad	3.75	✳
H.	<b>R3615-15</b>	Nipple	cad	5.50	✳



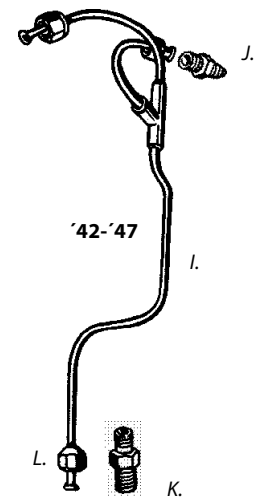
C9848-9

## Rocker Box Feed Line '42-'47

I.	<b>R3573-42</b>	Feed line		n.a.	✳
"	<b>R3573-42C</b>	Feed line	chrome	n.a.	✳
J.	<b>R95-42</b>	Nipple	cad	6.88	✳
"	<b>R95-42C</b>	Nipple	chrome	7.50	✳
K.	<b>R95-42A</b>	Nipple	cad	7.50	✳
"	<b>R95-42AC</b>	Nipple	chrome	8.13	✳
L.	<b>R3574-42</b>	Nut	cad	4.00	✳
	<b>C3046-3</b>	Set of 3 nipples	park	21.25	✳
	<b>C8941-3</b>	Set of 3 nipples	cad	21.25	✳
	<b>C7349-3</b>	Set of 3 nipples	chrome	23.75	✳



C7349-3




## Rocker Arm Shafts

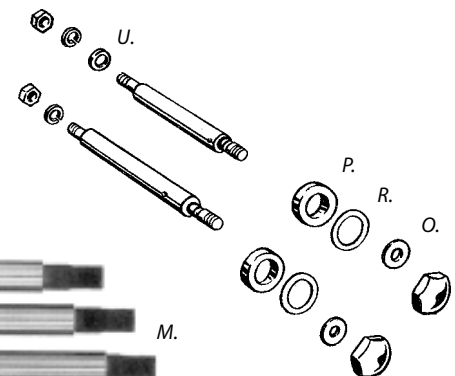
	<b>R105-39</b>	Rocker shaft, front intake	'39-'47	40.00	✳
	<b>R106-39</b>	Rocker shaft, rear intake	'39-'47	40.00	✳
	<b>R107-39</b>	Rocker shaft, front exhaust	'39-'47	40.00	✳
	<b>R108-39</b>	Rocker shaft, rear exhaust	'39-'47	40.00	✳
M.	<b>R109-39</b>	Set of 4 shafts	'39-'47	135.00	✳
	<b>R114-36P</b>	Knuckle nut, with seal	park	n.a.	✳
	<b>R114-36</b>	Knuckle nut, with seal	cad	15.00	✳
	<b>R114-36C</b>	Knuckle nut, with seal	chrome	13.75	✳
	<b>C7110-8</b>	Knuckle nut set, with seals	chrome	55.00	✳
	<b>C3191-4</b>	Set of original type nuts	park	87.50	✳
	<b>C3190-4</b>	Set of original type nuts	cad	87.50	✳
	<b>C3189-4</b>	Set of original type nuts	chrome	87.50	✳
	<b>C2319-1</b>	Wrench socket for Knuckle nuts		51.56	✳




N.



M.



N.	<b>R94-38</b>	Nipple, drain tube	park	'38-'47	5.63	✳
O.	<b>R119-36</b>	Thrust washer		'36-'47	3.44	✳
P.	<b>R120-38</b>	Oil seal, lip		'38-'47	5.00	✳
"	<b>R120-38R</b>	Oil seal	rubber	'38-'47	2.50	✳
	<b>120-38A</b>	Oil seal, rear exhaust rocker		'38-'40	5.00	✳
	<b>120-38B</b>	Oil seal, rear exhaust rocker		'38-'40	n.a.	✳
R.	<b>R123-36</b>	Washer		'36-'47	2.31	✳
	<b>C9842-8</b>	Rocker shaft end nut kit	park		6.88	✳
	<b>C9841-8</b>	Rocker shaft end nut kit	cad		6.88	✳
	<b>C9840-8</b>	Rocker shaft end nut kit	chrome		10.00	✳
U.	<b>R0229P</b>	Washer	park		0.63	✳



C7110-8



C9842-8

## Pushrod Kits

These lightweight pushrods are manufactured from the best materials obtainable. Aircraft grade aluminum tubing and heat treated steel ends provide maximum durability and long life expectancy.

<b>C7518-4</b>	Push rod set	1000cc	'36-'47	61.25 ☼
<b>C7505-4</b>	Push rod set	1200cc	'41-'47	60.00 ☼

## Pushrod Cover Kits

Lower pushrod cover kit contains 4 chromed covers with 8 seals.

<b>C7133-8</b>	Cover kit	lower	'36-'39	70.00 ☼
<b>C7824-12</b>	Cover kit	lower	'40-'47	60.00 ☼



Upper pushrod cover kit contains 4 retaining clips, 4 cups, 4 springs, 4 washers and seals.

<b>C7509-20</b>	Cover kit, upper	chrome	'36-'39	57.50 ☼
<b>C7508-20</b>	Cover kit, upper	chrome	'40-'47	57.50 ☼
<b>C8602-20</b>	Cover kit, stroker length	chrome		58.75 ☼

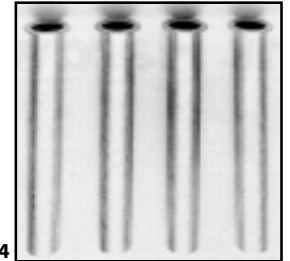
<b>C7808-4</b>	Cover kit, upper inner		'36-'47	36.25 ☼
<b>R145-36</b>	Seal, push rod cover	cork		0.50 ☼
<b>R145-36.10pack</b>	10 Cork seals			4.00 ☼
<b>C8729-12</b>	Pushrod cover seal set	rubberized cork		10.63 ☼
<b>C3171-12</b>	Pushrod cover seal set	rubber		8.13 ☼
<b>R140-36</b>	Spring, push rod cover			1.20 ☼
<b>R146-36</b>	Washer, push rod cover	steel		0.70 ☼




<b>R136-36P</b>	Complete set covers '40-'47 park			156.25 ☼
<b>R136-36</b>	Complete set covers '40-'47 cad			156.25 ☼




**C7508-20**



**C7808-4**



**C7518-4**



**R136-36P**

**C7824-12**

## Valves and Parts

A.	<b>R163-36</b>	Valve, inlet		'36-'47	15.00
"	<b>R163-36os</b>	Valve, inlet	1/8" oversize	'36-'47	16.00
"	<b>R163-36Nos</b>	Valve, inlet	1/8" oversize	'36-'47	18.00 (black)
B.	<b>R165-36</b>	Valve, exhaust		'36-'47	16.00
"	<b>R165-36os</b>	Valve, exhaust	1/8" oversize	'36-'47	17.00
"	<b>R165-36Nos</b>	Valve, exhaust	1/8" oversize	'36-'47	19.00 (black)
C.	<b>R167-36</b>	Guide, exhaust	O.D. 0.643"	'36-'47	14.00
"	<b>R167-36.1</b>	Guide, exhaust	O.S. +.001"	'36-'47	15.00
"	<b>R167-36.2</b>	Guide, exhaust	O.S. +.002"	'36-'47	15.00
"	<b>R167-36.4</b>	Guide, exhaust	O.S. +.004"	'36-'47	15.00
D.	<b>R167-40</b>	Guide, intake	O.D. 0.643"	'40-'47	14.00
"	<b>R167-40.1</b>	Guide, intake	O.S. +.001"	'40-'47	15.00
"	<b>R167-40.2</b>	Guide, intake	O.S. +.002"	'40-'47	15.00
"	<b>R167-40.4</b>	Guide, intake	O.S. +.004"	'40-'47	15.00
"	<b>R167-40.6</b>	Guide, intake	O.S. +.006"	'40-'47	16.00


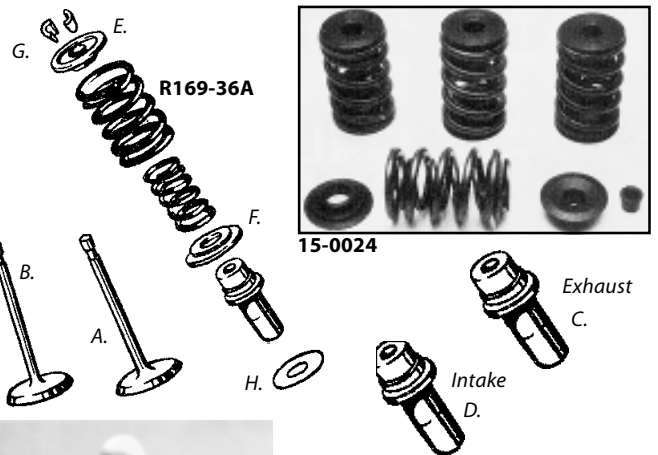
	<b>R169-36A</b>	Valve spring set	(8)		55.00 ☼
E.	<b>R170-36</b>	Collar, upper			6.50 ☼
"	<b>R170-36.4pack</b>	4 Upper collars			22.00 ☼
F.	<b>R171-36A</b>	Collar, lower			6.50 ☼
G.	<b>R172-36</b>	Keys, valve collar	(2)		3.00 ☼
H.	<b>R176-37</b>	Gasket, valve spring cover			0.90 ☼
	<b>15-0024</b>	Spring and collar set		'36-'47	75.00 ☼

Valve guide drivers, use for guide removal and installation.

	<b>R1001-1</b>	Driver	.370"	3/8"	35.00 ☼
	<b>R1001-2</b>	Driver	.338"	11/32"	35.00 ☼
	<b>R1001-3</b>	Driver	.307"	5/16"	35.00 ☼
	<b>R1001</b>	3 sizes in one set			65.00 ☼

- 3/8" driver can be used for 1200cc Flathead, Knuckle, Pan, Shovel, etc.  
- Set also includes drivers for 750cc and Sportster.

<b>R96600-36B</b>	Valve spring compressor OHV models			275.00 ☼
-------------------	------------------------------------	--	--	----------



# Knucklehead Engine Parts

## Rocker arm covers '38-'47

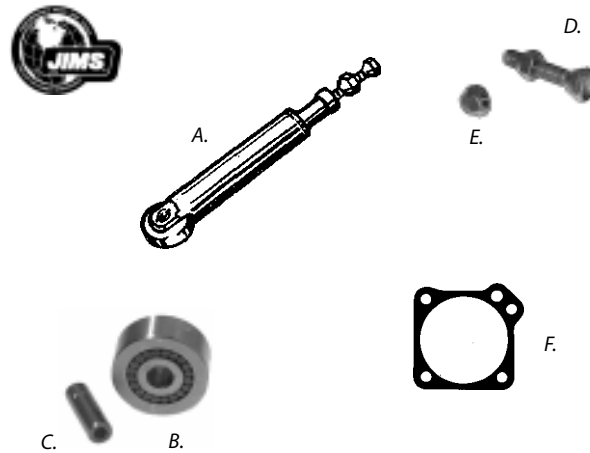
<b>R174-38AB</b>	Set of covers	black	n.a.
<b>R174-38ABC</b>	Set of covers	chrome	n.a.
<b>C7517-8</b>	Rocker arm cover strip kit		67.50 ✪
	Kit includes strips, screws and gaskets.		
<b>R179-38P</b>	Screw, rocker cover	park 1938	1.88 ✪
<b>R179-39P</b>	Screw, rocker cover	park '39-'47	0.63 ✪
<b>R179-39</b>	Screw, rocker cover	cad '39-'47	0.63 ✪
<b>R179-39C</b>	Screw, rockercover	chrome '39-'47	0.75 ✪
<b>C2955-34</b>	Set of screws (34)	park 1938	60.00 ✪
<b>C3025-34</b>	Set of screws (34)	park '39-'47	16.25 ✪
<b>C3024-34</b>	Set of screws (34)	cad '39-'47	16.25 ✪
<b>C3023-34</b>	Set of screws (34)	chrome '39-'47	20.00 ✪
<b>R175-38</b>	Gasket	Front intake\ rear exhaust	2.00 ✪
<b>R175-38A</b>	Gasket	Rear intake	1.00 ✪
<b>R175-38B</b>	Gasket	Front exhaust	1.00 ✪
<b>R175-38kit</b>	Gaskets (4)		6.00 ✪
<b>R173-38E</b>	Set of 4 rocker cover oil lines with nuts		n.a. ✪
<b>C3307-4</b>	Set of 4 nuts only	'38-'47	28.75 ✪



## Tappets

Tappets do not include screws.


A.	<b>R200-36jims</b>	Tappet, inlet	Std.	0.730"	134.50 ✪
"	<b>R200-36Cjims</b>	Tappet, inlet		+ .005"	125.00 ✪
"	<b>R200-36Ejims</b>	Tappet, inlet		+ .010"	125.00 ✪
"	<b>R201-36jims</b>	Tappet, exhaust	Std.	0.730"	134.50 ✪
"	<b>R201-36Cjims</b>	Tappet, exhaust		+ .005"	125.00 ✪
"	<b>R201-36Ejims</b>	Tappet, exhaust		+ .010"	125.00 ✪
B.	<b>R208-29</b>	Tappet roller kit, with pin			10.00 ✪
"	<b>R208-29set</b>	Set tappet roller kits (4)			34.00 ✪
C.	<b>R214-29</b>	Pin, tappet roller			0.60 ✪
D.	<b>R221-36A</b>	Screw, tappet, with nut			4.50
E.	<b>223-38</b>	Nut, tappet screw			3.50 ✪
"	<b>R223-38</b>	Nut, tappet screw			1.50 ✪
F.	<b>R237-36</b>	Gasket, tappet guide			0.80 ✪
"	<b>R237-36.10pack</b>	10 Gaskets			6.50 ✪



## Tappet Guide Screws

1/4"-24 thread


<b>R057P</b>	Screw, slotted head	park	1.56 ✪
<b>R057</b>	Screw, slotted head	cad	1.56 ✪
<b>R057C</b>	Screw, slotted head	chrome	2.19 ✪
<b>R0365P</b>	Lockwasher	park	0.38 ✪
<b>R0365</b>	Lockwasher	zinc	0.25 ✪



## Tappet Guide Screw Kits

One kit includes 8 screws with lockwashers

<b>C9622-16</b>	Kit, slotted head screws	park	14.38 ✪
<b>C8103-16</b>	Kit, slotted head screws	cad	15.00 ✪
<b>C8102-16</b>	Kit, slotted head screws	chrome	18.75 ✪
<b>C7131-8</b>	Kit, acorn head screws	chrome	30.00 ✪
<b>C8447-8</b>	Kit, cap head screws	chrome	30.63 ✪
<b>C8760-16</b>	Kit, Allen head screws	chrome	19.38 ✪



**M1421T** Tap 1/4"-24 for tappet guide screws 7.00

## Special Size Screw Kits

Above tappet guide screws have 1/4"-24 thread, if you are using aftermarket crankcases, you may need 1/4"-20 screws.

<b>C9816-16</b>	Kit, slotted head screws	1/4"-20 park	14.38 ✪
<b>C9815-16</b>	Kit, slotted head screws	1/4"-20 cad	14.38 ✪
<b>C9814-16</b>	Kit, slotted head screws	1/4"-20 chrome	16.25 ✪
<b>C9828-16</b>	Kit, Allen head screws	1/4"-20 chrome	19.38 ✪

## Heli-Coil® thread repair

Thread repair kit includes 12 inserts, tap and installation tool, order drill separately.

<b>H5540-4</b>	Heli-coil thread repair kit	1/4"-24	125.00 ✪
<b>HR389-4</b>	Set Heli-coil inserts only (12)		25.00 ✪
<b>M6117D</b>	Drill 17/64", use with kit		n.a. ✪



## 1000cc Pistons

Pistons are sold each, without rings:  
- piston pin with split ring type keepers ( **280-32** )  
(install with tool **R96780-32A**)



<b>R256-36</b>	Piston, without rings	Std.	n.a.
<b>R256-36D</b>	Piston, without rings	+0.010"	n.a.
<b>R256-36E</b>	Piston, without rings	+0.020"	40.00
<b>R256-36F</b>	Piston, without rings	+0.030"	40.00
<b>R256-36G</b>	Piston, without rings	+0.040"	40.00
<b>R256-36H</b>	Piston, without rings	+0.050"	40.00
<b>R256-36JA</b>	Piston, without rings	+0.060"	40.00
<b>R256-36KA</b>	Piston, without rings	+0.070"	40.00
<b>R256-36MA</b>	Piston, without rings	+0.080"	40.00
<b>R256-36Q</b>	Piston, without rings	+0.090"	40.00
<b>R256-36R</b>	Piston, without rings	+0.100"	40.00

## 1200cc Pistons

Pistons are sold each and include:  
- 1/16" compression rings, 3/16" 3-piece oil ring  
- piston pin with late style keepers (**R22588-78**)



<b>22101-53TC</b>	Piston	Standard	3.437"	n.a.
<b>22103-53C</b>	Piston	O.S.	+0.010"	80.00 ☼
<b>22103-53TD</b>	Piston	O.S.	+0.010"	75.00 ☼
<b>22104-53D</b>	Piston	O.S.	+0.020"	80.00 ☼
<b>22104-53TD</b>	Piston	O.S.	+0.020"	75.00 ☼
<b>22105-53C</b>	Piston	O.S.	+0.030"	80.00 ☼
<b>22105-53TD</b>	Piston	O.S.	+0.030"	75.00 ☼
<b>22106-53D</b>	Piston	O.S.	+0.040"	80.00 ☼

## 1000cc Piston Rings

- Set is for two pistons - 3/32" compression rings, 3/16" oil rings

<b>PR11224R-000</b>	Ring set, 1-piece oil rings	Std.	28.50
<b>PRP11224R-000</b>	Ring set, 3-piece oil rings	Std.	26.50
<b>PRP11224R-010</b>	Ring set, 3-piece oil rings	+0.010"	26.50
<b>PR11224R-020</b>	Ring set, 1-piece oil rings	+0.020"	28.50
<b>PRP11224R-020</b>	Ring set, 3-piece oil rings	+0.020"	26.50
<b>PR11224R-040</b>	Ring set, 1-piece oil rings	+0.040"	28.50
<b>PRP11224R-040</b>	Ring set, 3-piece oil rings	+0.040"	26.50
<b>PR11224R-050</b>	Ring set, 1-piece oil rings	+0.050"	28.50
<b>PRP11224R-050</b>	Ring set, 3-piece oil rings	+0.050"	26.50
<b>PR11224R-060</b>	Ring set, 1-piece oil rings	+0.060"	28.50
<b>PRP11224R-060</b>	Ring set, 3-piece oil rings	+0.060"	26.50
<b>PR11224R-070</b>	Ring set, 1-piece oil rings	+0.070"	28.50
<b>PR11224R-080</b>	Ring set, 1-piece oil rings	+0.080"	28.50
<b>PRP11224R-080</b>	Ring set, 3-piece oil rings	+0.080"	26.50
<b>PR11224R-090</b>	Ring set, 1-piece oil rings	+0.090"	28.50

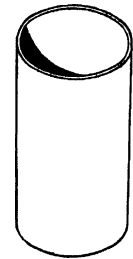

## 1200cc Piston Rings

Set is for two pistons (6 rings) - 1/16" compression rings, 3/16" oil rings

<b>R22325-55</b>	Ring set	standard		18.00
<b>R22327-55</b>	Ring set	oversize	+0.010"	18.00
<b>R22328-55</b>	Ring set	oversize	+0.020"	18.00
<b>R22329-55</b>	Ring set	oversize	+0.030"	18.00
<b>R22330-55</b>	Ring set	oversize	+0.040"	18.00
<b>R22331-55</b>	Ring set	oversize	+0.050"	18.00
<b>R22332-55B</b>	Ring set	oversize	+0.060"	17.00
<b>R22335-78A</b>	Ring set	oversize	+0.070"	17.00
<b>R22336-78A</b>	Ring set	oversize	+0.080"	17.00
<b>R22336-78AP090</b>	Ring set	oversize	+0.090"	17.00
<b>R22336-78AP100</b>	Ring set	oversize	+0.100"	17.00

<b>33125-SL</b>	Cylinder sleeve	1000cc	45.00
<b>34375-SL</b>	Cylinder sleeve	1200cc	45.00

<b>280-32</b>	Lock ring, piston pin split ring type type	5.00 ☼
<b>R280-32</b>	Lock ring, piston pin split ring type type	2.50
<b>R295-36</b>	Piston pin bushing Std. O.D. 0.896"	4.00
<b>R295-36B</b>	Piston pin bushing O.S. +0.005"	n.a.
<b>R295-36C</b>	Piston pin bushing O.S. +0.010"	3.50



**R96780-32A** Piston pin lock ring tool, for **280-32** 74.50 ☼

**R1010** Rod alignment tool 41.00 ☼  
Use to check rod straightness when rods are installed

**R95970-32C** Piston pin bushing tool 185.00 ☼  
Use to replace bushings without removing rods

**R1236** Piston ring compressor set 132.50 ☼  
Supplied with 6 bands ranging from 2-3/16" to 4-3/8" (does not fit 750cc models). Fine tooth ratcheting motion to compress bands in small increments for accurate compression. (will not break or damage rings)

**R1235** Piston ring expander tool 38.50 ☼  
Remove and install rings without fear of breakage. Smooth gripping edges firmly hold rings to eliminate possible ring damage. Expands rings gently to install in grooves.



R96780-32A



R1010



R95970-32C



R1236



R1235

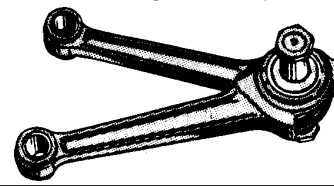
# Knucklehead Engine Parts

## Connecting Rod Bearing



<b>CRR-36A</b>	Set extra strong races	52100 bearing steel	97.50	✪	
<b>CRR-BT</b>	Set of connecting rod races (3)		25.00	✪	
<b>CRR-BT.001</b>	Set of connecting rod races (3)	+ .001"	28.00	✪	
<b>CRR-BT.002</b>	Set of connecting rod races (3)	+ .002"	28.00	✪	
<b>CRR-BT.005</b>	Set of connecting rod races (3)	+ .005"	28.00	✪	
<b>CRR-BT.010</b>	Set of connecting rod races (3)	+ .010"	28.00	✪	

**R24281-41A** Set connecting rods 1200cc 125.00  
Includes bearing and crank pin.



### '36-'39

Bearing has 14 long 1/4" rollers and 28 short 1/4" rollers.  
Use with crank pin **348-36**.

'40-'47 type bearing will fit '36-'39 models if crank pin **348-40** is also used.

**301-36** Retainer, crank pin roller 25.00 ✪



**R348-36**

Roller, short 0.360"			Roller, long 0.726"		
<b>R304-15</b>	Std. 0.2498"	n.a.	<b>R305-15</b>	Std. 0.2498"	0.60 ✪
<b>R304-15D</b>	+ .0002"	0.60	<b>R305-15D</b>	+ .0002"	0.60 ✪
<b>R304-15F</b>	+ .0004"	0.60	<b>R305-15F</b>	+ .0004"	0.60 ✪
<b>R304-15H</b>	+ .0006"	0.60	<b>R305-15H</b>	+ .0006"	0.60 ✪
<b>R304-15KA</b>	+ .0008"	0.60	<b>R305-15KA</b>	+ .0008"	0.60 ✪
<b>304-15MA</b>	+ .0010"	n.a.	<b>R305-15MA</b>	+ .0010"	0.60 ✪

**309-36**

<b>309-36</b>	Bearing, connecting rod	standard	n.a.
<b>309-36D</b>	Bearing, connecting rod	+ .0002"	120.00
<b>309-36F</b>	Bearing, connecting rod	+ .0004"	120.00
<b>309-36H</b>	Bearing, connecting rod	+ .0006"	120.00
<b>309-36KA</b>	Bearing, connecting rod	+ .0008"	120.00
<b>309-36MA</b>	Bearing, connecting rod	+ .0010"	n.a.

### '40-'47

Bearing has 18 long 3/16" rollers and 36 short 3/16" rollers.  
Use with crank pin **348-40**.

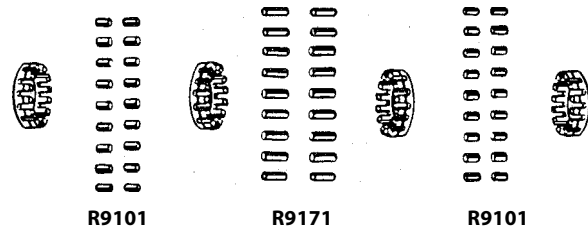
Will fit '37-'39 if used with crank pin **348-40**.

**R24366-51** Retainer, crank pin roller, steel (each) 62.50 ✪



**R24366-51**  
(sold each)

Roller, short 0.329"			Roller, long 0.662"		
<b>R9101</b>	Std. 0.1875"	0.40 ✪	<b>R9171</b>	Std. 0.1875"	0.40 ✪
<b>R9102</b>	+ .0002"	0.40 ✪	<b>R9172</b>	+ .0002"	0.40 ✪
<b>R9103</b>	+ .0004"	0.40 ✪	<b>R9173</b>	+ .0004"	0.40 ✪
<b>R9104</b>	+ .0006"	0.40 ✪	<b>R9174</b>	+ .0006"	0.40 ✪
<b>R9105</b>	+ .0008"	0.40 ✪	<b>R9175</b>	+ .0008"	0.40 ✪
<b>R9106</b>	+ .0010"	0.40 ✪	<b>R9176</b>	+ .0010"	0.40 ✪
<b>R9106+2</b>	+ .0020"	0.40 ✪	<b>R9176+2</b>	+ .0020"	0.40 ✪
<b>R9106+3</b>	+ .0030"	0.40 ✪	<b>R9176+3</b>	+ .0030"	0.40 ✪
<b>R9108</b>	- .0002"	0.40 ✪	<b>R9179A</b>	- .0002"	0.40 ✪



**R9101**

**R9171**

**R9101**

### Complete bearings

'51-'72 style with steel retainers.

<b>R24385-40A</b>	Bearing, connecting rod	standard	235.00 ✪
<b>R24386-40A</b>	Bearing, connecting rod	+ .0002"	235.00 ✪
<b>R24387-40A</b>	Bearing, connecting rod	+ .0004"	235.00 ✪
<b>R24388-40A</b>	Bearing, connecting rod	+ .0006"	235.00 ✪
<b>R24389-40A</b>	Bearing, connecting rod	+ .0008"	235.00 ✪
<b>R24390-40A</b>	Bearing, connecting rod	+ .0010"	235.00 ✪

'73-later style with aluminum retainers.

<b>R24385-40B</b>	Bearing, connecting rod	standard	45.00 ✪
<b>R24386-40B</b>	Bearing, connecting rod	+ .0002"	45.00 ✪
<b>R24387-40B</b>	Bearing, connecting rod	+ .0004"	45.00 ✪
<b>R24388-40B</b>	Bearing, connecting rod	+ .0006"	45.00 ✪
<b>R24389-40B</b>	Bearing, connecting rod	+ .0008"	45.00 ✪
<b>R24390-40B</b>	Bearing, connecting rod	+ .0010"	45.00 ✪
<b>R24391-40B</b>	Bearing, connecting rod	- .0002"	45.00 ✪



**24385-40A**



**R348-40**

### Rod Bearing Tools

**R1003** Rod race removal & installation tool 285.00 ✪  
Complete kit, includes collars for use on all Big Twin, 750cc and Sportsters.



**R1003**

**R11944-36** Connecting rod lapping arbor 357.50 ✪  
**R96740-36-5** Lap head only, 1-5/8" 180.00 ✪

**R96740-36** Connecting rod lapping set 537.50 ✪  
Includes 1-1/2" and 1-5/8" lap heads.



**R11944-36**


**R96740-36-5**

## Shafts and Parts

	<b>R348-36</b>	Crank pin	1000cc '36-'39	1.124"	95.00	⊕
	<b>R348-36C</b>	Crank pin	(2 hole) '36-'39	1.124"	100.00	⊕
<b>JIMS</b>	<b>A. R348-40</b>	Crank pin	1000cc '40-'47	1.249"	149.50	⊕
	<b>B. R348-41</b>	Crank pin	1200cc 1 hole	1.249"	44.00	
<b>JIMS</b>	<b>" R348-41.OH1</b>	Crank pin	1200cc 1 hole	1.249"	134.50	⊕
<b>JIMS</b>	<b>" R348-41.OH2</b>	Crank pin	1200cc 2 hole	1.249"	134.50	⊕
<b>JIMS</b>	<b>" R348-41.OH3</b>	Crank pin	1200cc 3 hole	1.249"	134.50	⊕
<b>JIMS</b>	<b>" R348-41S</b>	Crank pin	1200cc 3 hole, 180° design		138.50	⊕
<b>JIMS</b>	<b>C. R352-30</b>	Sprocket shaft			100.00	⊕
<b>JIMS</b>	<b>D. R356-39</b>	Gear shaft	'39-'47		175.00	⊕
	<b>1650-18</b>	Key, crank pin			2.00	⊕
	<b>R1650-18</b>	Key, crank pin			0.40	
	<b>R361-12</b>	Key, sprocket and gear shaft			2.75	⊕
<b>G.</b>	<b>C2906-2</b>	Nuts, crank pin (2)	1000cc '36-'40		28.13	⊕
<b>"</b>	<b>C7109-2</b>	Nuts, crank pin (2)	1000cc '41-'47		17.50	⊕
<b>"</b>	<b>C2411-2</b>	Nuts, crank pin (2)	1200cc '41-'47		28.75	⊕
<b>H.</b>	<b>C2901-4</b>	Lockwashers, crank pin nut (2)	'36-'40		7.50	⊕
<b>H.</b>	<b>R370-36</b>	Lockwasher, crank pin nut	1000cc '41-'47		1.00	
<b>"</b>	<b>R369-41</b>	Lockwasher, crank pin nut	1200cc '41-'47		0.80	
<b>I.</b>	<b>364-36</b>	Nut, sprocket and gear shaft			11.00	⊕
<b>"</b>	<b>R364-36</b>	Nut, sprocket and gear shaft			8.50	⊕
<b>"</b>	<b>R364-36JIMS</b>	Nut, sprocket and gear shaft			23.00	⊕
<b>J.</b>	<b>370-36</b>	Lockwasher, shaft nut			3.00	⊕
<b>"</b>	<b>R370-36</b>	Lockwasher, shaft nut			0.70	
<b>K.</b>	<b>R030Z</b>	Screw, fits all nut locks	zinc		0.30	⊕
<b>L.</b>	<b>R358-17A</b>	Set of flywheel thrust washers (11)	(.060" to .110" except .094")		21.50	
<b>M.</b>	<b>R372-36</b>	Flywheel washer	1000cc .055"	steel	8.50	⊕
<b>"</b>	<b>R372-36B</b>	Flywheel washer	1000cc .060"	steel	9.00	⊕
<b>"</b>	<b>R372-41</b>	Flywheel washer	1200cc .055"	steel	6.50	⊕
<b>"</b>	<b>R372-41S</b>	Flywheel washer	1200cc .060"	steel	7.00	⊕
<b>"</b>	<b>R372-41B</b>	Flywheel washer	1200cc .060"	bronze	7.00	⊕



A.



B.



C.



D.

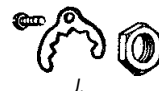


G.

H.

K.

K.



J.

I.



L.

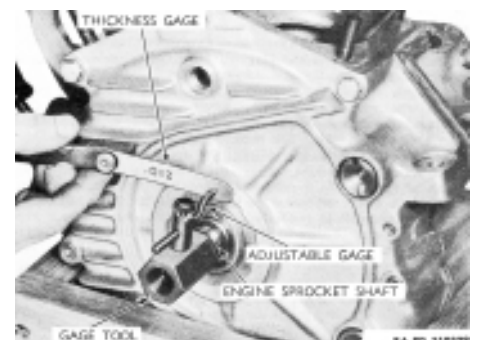



M.

## Sockets, shaft nuts

These sockets are just long enough to give 100% nut to socket contact and 100% drive end contact. Machined flat at the nut receiving end to eliminate rounding off the nut and greatly reducing the risk of bodily injury. Machined from solid steel 4130 chromium-molybdenum and heat treated to give a lifetime of service.

- R1029.TS** 1-5/16" fits **R366-41** / **R23966-54** 1/2" drive 114.50 ⊕  
**R1037.TS** 1-5/16" fits **R366-41** / **R23966-54** 3/4" drive 114.50 ⊕

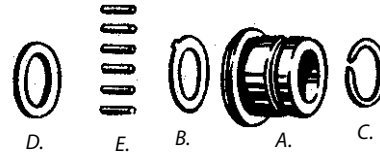


- R11967-38** End play gage 45.00 ⊕  
 Fits on sprocket shaft to measure crankshaft end play.  
 All models '30-'54

# Knucklehead Engine Parts

## Right Side Bearing

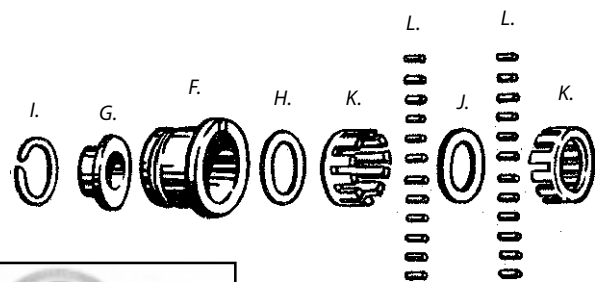
	<b>R413-36</b>	Bearing race	O.D. 2.002"	'36-'39	43.00	✪
	<b>R413-36B</b>	Bearing race	+0.002"	'36-'39	44.00	✪
	<b>R413-36C</b>	Bearing race	+0.005"	'36-'39	45.00	✪
	<b>R413-36D</b>	Bearing race	+0.010"	'36-'39	45.00	✪
	<b>R413-36E</b>	Bearing race	+0.015"	'36-'39	45.00	✪
<b>JIMS</b>	<b>A. R413-40A</b>	Bearing race	O.D. 2.002"	'40-'47	145.00	✪
"	<b>R413-40AB</b>	Bearing race	+0.002"	'40-'47	65.00	✪
"	<b>R413-40AC</b>	Bearing race	+0.005"	'40-'47	65.00	✪
<b>JIMS</b>	<b>R413-40ACji</b>	Bearing race	+0.005"	'40-'47	165.00	✪
"	<b>R413-40AD</b>	Bearing race	+0.010"	'40-'47	67.00	✪
<b>B.</b>	<b>R414-40</b>	Washer, bearing		'40-'47	3.50	✪
<b>C.</b>	<b>R423-40</b>	Ring, spring		'40-'47	1.10	✪
<b>D.</b>	<b>R425-40</b>	Spacer		'40-'47	4.00	✪



<b>E.</b>	<b>R306-26</b>	Roller, standard	0.2498" x .600"	0.60	✪
"	<b>R306-26D</b>	Roller, oversize	+0.0002"	0.60	✪
"	<b>R306-26F</b>	Roller, oversize	+0.0004"	0.60	✪
"	<b>R306-26H</b>	Roller, oversize	+0.0006"	0.60	✪
"	<b>R306-26KA</b>	Roller, oversize	+0.0008"	0.60	✪
"	<b>R306-26MA</b>	Roller, oversize	+0.0010"	0.60	✪
"	<b>R306-26MA15</b>	Roller, oversize	+0.0015"	0.60	✪
"	<b>R306-26MA20</b>	Roller, oversize	+0.0020"	0.60	✪

## Left Side Bearing



	<b>R416-36</b>	Bearing race	O.D. 2.002"	'37-'39	70.00	✪
	<b>R416-36B</b>	Bearing race	+0.002"	'37-'39	71.00	✪
	<b>R416-36C</b>	Bearing race	+0.005"	'37-'39	72.00	✪
<b>JIMS</b>	<b>F. R416-40</b>	Bearing race	O.D. 2.002"	'40-'48	145.00	✪
"	<b>R416-40B</b>	Bearing race	+0.002"	'40-'48	65.00	✪
"	<b>R416-40C</b>	Bearing race	+0.005"	'40-'48	66.00	✪
<b>JIMS</b>	<b>R416-40E</b>	Bearing race	+0.032"	'40-'48	165.00	✪
<b>G.</b>	<b>R421-40</b>	End, left bearing		'40-'48	16.00	✪
"	<b>C7411-2</b>	Oil seal (replaces steel ring 421-40)		'40-'48	27.50	✪
<b>H.</b>	<b>R422-40</b>	Washer, left bearing		'40-'48	3.50	✪
<b>I.</b>	<b>R423-40</b>	Ring, bearing spring		'40-'48	1.10	✪
<b>J.</b>	<b>R358-36</b>	Left bearing spacer		'37-'48	4.25	✪
<b>K.</b>	<b>417-30</b>	Retainer, left bearing roller			n.a.	
<b>L.</b>	<b>R2289-25</b>	Roller, standard	0.2498" x .490"		0.50	✪
"	<b>R9219</b>	Roller, oversize	+0.0001"		0.50	✪
"	<b>R2289-25D</b>	Roller, oversize	+0.0002"		0.50	✪
"	<b>R9218</b>	Roller, oversize	+0.0003"		0.50	✪
"	<b>R2289-25F</b>	Roller, oversize	+0.0004"		0.50	✪
"	<b>R9217</b>	Roller, oversize	+0.0005"		0.50	✪
"	<b>R2289-25H</b>	Roller, oversize	+0.0006"		0.50	✪
"	<b>R2289-25KA</b>	Roller, oversize	+0.0008"		0.50	✪
"	<b>R2289-25MA</b>	Roller, oversize	+0.0010"		0.50	✪
"	<b>R2289-25MA20</b>	Roller, oversize	+0.0020"		0.50	✪



C7411-2

(Bearing rollers are also available as 100-packs)

	<b>R11955-40</b>	Bearing race lapping tool	'40-'54	475.00	✪
	<b>R96710-40</b>	Bearing race lapping tool kit		645.00	✪
Complete set, use on 40-up Big Twins, Sportster, 750cc.					
	<b>R96717-40</b>	Lap head only	'40-'54 Big Twins	95.00	✪



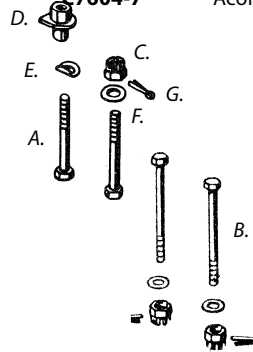
## Motor Mounting

A.	<b>R437-36PS</b>	Bolt, front	plain head	park	6.25	⊕
"	<b>R437-36P</b>	Bolt, front	"1038cp"	park	6.25	⊕
"	<b>R437-36</b>	Bolt, front	"1038cp"	cad	6.25	⊕
"	<b>R437-36C</b>	Bolt, front		chrome	7.25	⊕
B.	<b>R438-36PS</b>	Bolt, rear	plain head	park	7.50	⊕
"	<b>R438-36P</b>	Bolt, rear	"1038cp"	park	7.50	⊕
"	<b>R438-36</b>	Bolt, rear	"1038cp"	cad	7.50	⊕
"	<b>R438-36C</b>	Bolt, rear		chrome	8.75	⊕
C.	<b>R0128P</b>	Nut		park	2.00	⊕
"	<b>R0128</b>	Nut		cad	2.13	⊕
"	<b>R0128C</b>	Nut		chrome	2.31	⊕
D.	<b>R439-36</b>	Nut, front right		park	12.50	⊕
E.	<b>R439-36AP</b>	Lockwasher		park	3.75	⊕
"	<b>R439-36A</b>	Lockwasher		cad	3.75	⊕
F.	<b>R0224P</b>	Washer		park	0.63	⊕
"	<b>R0224</b>	Washer		cad	0.63	⊕
"	<b>R0224C</b>	Washer		chrome	0.88	⊕
G.	<b>R0291P</b>	Cotter pin		park	0.19	⊕
"	<b>R0291</b>	Cotter pin		zinc	0.15	⊕

## Motor Mount Kits

Kits include lower and upper bolts, nuts, washers and shims.

<b>C9627-19</b>	Stock kit "1038 cp"	park	66.25	⊕
<b>C3678-16</b>	Lower kit only		49.25	⊕
<b>C2313-19</b>	Stock kit plain heads	park	62.50	⊕
<b>C3690-16</b>	Lower kit only		49.25	⊕
<b>C8165-19</b>	Stock kit "1038 cp"	cad	66.25	⊕
<b>C3680-16</b>	Lower kit only		49.25	⊕
<b>C8164-19</b>	Stock kit	chrome	73.75	⊕
<b>C3679-16</b>	Lower kit only		53.50	⊕
<b>C7603-4</b>	Acorn head kit, lower	chrome	38.75	⊕
<b>C7604-7</b>	Acorn head kit, upper	chrome	23.75	⊕



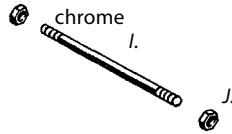
C8164-19

## Crankcase bolts and studs

H.	<b>R444-30P</b>	Bolt		park	4.38	⊕
"	<b>R444-30</b>	Bolt		cad	4.38	⊕
"	<b>R444-30C</b>	Bolt		chrome	5.31	⊕
I.	<b>446-30</b>	Stud	5"		12.00	⊕
"	<b>R446-30</b>	Stud	5"		7.50	⊕
"	<b>447-30</b>	Stud	6"		12.00	⊕
"	<b>R447-30</b>	Stud	6"		7.50	⊕
"	<b>R447-36</b>	Stud	5-7/16"		7.50	⊕
"	<b>24815-40</b>	Stud, press fit	5-7/8"		11.00	⊕
"	<b>R447-48</b>	Stud, press fit	5-7/8"		11.25	⊕
J.	<b>R0117P</b>	Nut		park	1.19	⊕
"	<b>R0117M</b>	Nut		cad	1.25	⊕
"	<b>R0117C</b>	Nut		chrome	0.94	⊕




R543-36



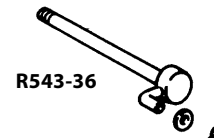
R543-36 Crankcase breather pipe/stud park 36.25 ⊕

## Crankcase Kits

<b>C3012-34</b>	Crankcase kit, stock	'36-'39	park	61.25	⊕
<b>C8129-34</b>	Crankcase kit, stock	'36-'39	cad	61.25	⊕
<b>C8128-34</b>	Crankcase kit, stock	'36-'39	chrome	72.50	⊕
<b>C8127-34</b>	Crankcase kit, acorn	'36-'39	chrome	75.00	⊕
<b>C3013-34</b>	Crankcase kit, stock	'40-'47	park	61.25	⊕
<b>C8132-34</b>	Crankcase kit, stock	'40-'47	cad	61.25	⊕
<b>C8131-34</b>	Crankcase kit, stock	'40-'47	chrome	72.50	⊕
<b>C8130-34</b>	Crankcase kit, acorn	'40-'47	chrome	75.00	⊕



C8131-34



R543-36

## Timing Hole Plugs

### Standard size plugs

<b>2326-26</b>	Stock	5/8"-18	park	'36-'37	17.00	⊕
<b>R2326-26P</b>	Stock	5/8"-18	park	'36-'37	10.00	⊕
<b>R2326-26</b>	Stock	5/8"-18	cad	'36-'37	10.63	⊕
<b>R2326-26C</b>	Stock	5/8"-18	chrome	'36-'37	12.50	⊕

Note: Above plug also fits '38-'47 models

<b>R2326-38P</b>	Stock	5/8"-18	park	'38-'47	7.50	⊕
<b>R2326-38</b>	Stock	5/8"-18	cad	'38-'47	7.50	⊕
<b>R2326-38C</b>	Stock	5/8"-18	chrome	'38-'47	10.63	⊕

<b>C7106-1</b>	Acorn	5/8"-18	chrome	'36-'47	11.25	⊕
<b>C8441-1</b>	Cap	5/8"-18	chrome	'36-'47	10.00	⊕
<b>C9403-1</b>	Allen	5/8"-18	cad	'36-'47	8.13	⊕
<b>C9402-1</b>	Allen	5/8"-18	chrome	'36-'47	10.63	⊕

<b>453-11</b>	Drain plug, crankcase		park		6.00	⊕
<b>R453-11P</b>	Drain plug, crankcase		park		4.38	⊕
<b>R453-11</b>	Drain plug, crankcase		cad		4.38	⊕
<b>R453-11C</b>	Drain plug, crankcase		chrome		6.25	⊕
<b>R453-11SP</b>	Drain plug, oversized 7/16-20		park		6.25	⊕
<b>R453-11S</b>	Drain plug, oversized 7/16-20		cad		6.25	⊕
<b>R453-11SC</b>	Drain plug, oversized 7/16-20		chrome		6.88	⊕

## Oversize plugs

<b>C2589-1</b>	Stock	11/16"-16	park	'36-'47	7.50	⊕
<b>C2588-1</b>	Stock	11/16"-16	cad	'36-'47	7.50	⊕
<b>C9304-1</b>	Stock	11/16"-16	chrome	'36-'47	9.38	⊕
<b>C9960-1</b>	Allen	11/16"-16	chrome	'36-'47	10.31	⊕
<b>C7501-1</b>	Acorn	11/16"-16	chrome	'36-'47	10.63	⊕
<b>C7500-2</b>	Acorn plug and tap	chrome	'36-'47		53.75	⊕
<b>C9407-1</b>	Tap only	11/16"-16	'36-'47		45.00	⊕
<b>C2282-1</b>	Special tap can be used on assemb. cases				45.00	⊕



R2326-26



Stock



Acorn



Cap



Allen



C9407-1

# Knucklehead Engine Parts

## Gear Cover Screws

<b>056</b>	Screw, gear cover	1/4"-24	park	1.95	✳
<b>R056P</b>	Screw, gear cover	1/4"-24	park	1.88	✳
<b>R056</b>	Screw, gear cover	1/4"-24	cad	1.88	✳
<b>R056C</b>	Screw, gear cover	1/4"-24	chrome	2.31	✳
<b>2341HW</b>	Screw, gear cover	1/4"-24	zinc	2.00	✳



## Gear Cover Screw Sets

<b>C9621-12</b>	Stock (slotted) heads kit (12)	park	22.50	✳
<b>C8150-12</b>	Stock (slotted) heads kit (12)	cad	22.50	✳
<b>C8149-12</b>	Stock (slotted) heads kit (12)	chrome	27.50	✳
<b>C8755-12</b>	Allen heads screw kit (12)	chrome	29.38	✳
<b>C7129-12</b>	Acorn heads screw kit (12)	chrome	42.50	✳
<b>C8445-12</b>	Cap heads screw kit (12)	chrome	41.25	✳
<b>C2102-12</b>	Phillips head screw kit (12)	cad	26.25	✳
<b>C2101-12</b>	Phillips head screw kit (12)	chrome	30.00	✳

## Heli-Coil® thread repair

<b>H5540-4</b>	Heli-coil repair kit 1/4"-24 screws	125.00	✳
(includes 12 inserts, tap and installation tool, order drill separately)			
<b>HR389-4</b>	Set Heli-coil inserts only (12)	25.00	✳
<b>M6117D</b>	Drill, use with repair kit 17/64"	n.a.	✳



## Special Size Screw Kits

Above screws have 1/4"-24" thread, if you are using aftermarket crank-cases you may need 1/4"-20 screws.

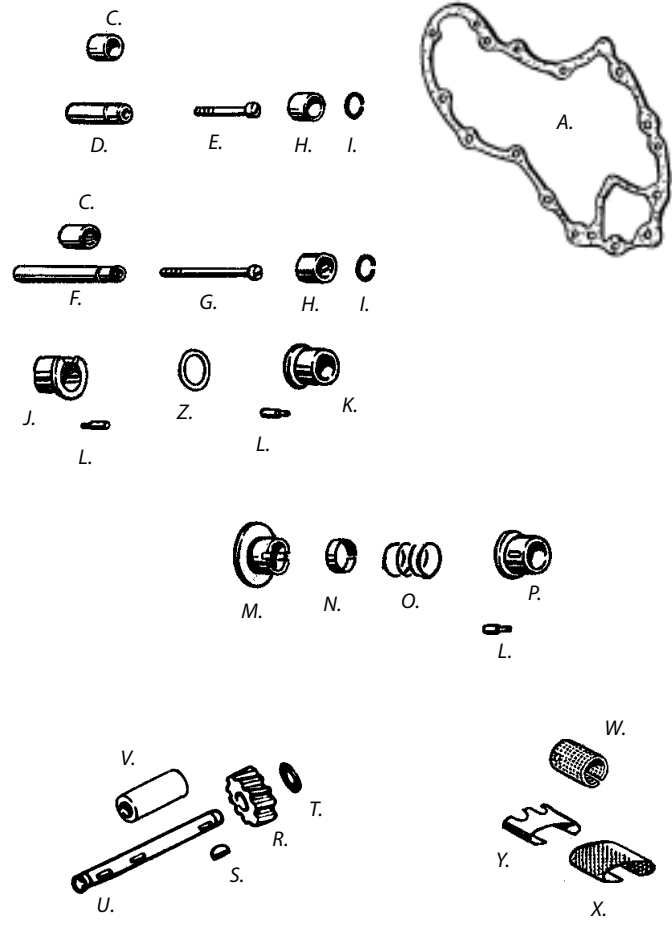
<b>C9796-12</b>	Stock head screw kit 1/4"-20 park	18.75	✳
<b>C9795-12</b>	Stock head screw kit 1/4"-20 cad	19.38	✳
<b>C9794-12</b>	Stock head screw kit 1/4"-20 chrome	24.38	✳
<b>C9827-12</b>	Allen head screw kit 1/4"-20 chrome	29.38	✳

A. <b>R598-36A</b>	Gasket, gear cover	'36-'47	4.00	✳
--------------------	--------------------	---------	------	---

C. <b>R620-30</b>	Bushing		22.50	✳
D. <b>R636-36</b>	Stud, idling gear		42.50	✳
E. <b>R636-36A</b>	Screw, idler gear stud		5.00	✳
F. <b>R637-36</b>	Stud, drive gear		11.00	✳
" <b>R637-36ji</b>	Stud, drive gear		32.50	✳
G. <b>R637-36A</b>	Screw, circuit breaker stud		5.50	✳
H. <b>R637-36B</b>	Spacers (set of 2)		12.00	✳
I. <b>R658-15</b>	Spring ring, stud		0.60	✳
J. <b>R660-36</b>	Bushing, cam gear		20.00	✳
K. <b>661-36</b>	Bushing, cam gear		17.00	✳
" <b>R661-36</b>	Bushing, cam gear		17.00	✳
" <b>R661-36.005</b>	Bushing, cam gear	+ .005" oversize	19.00	✳
L. <b>661-31</b>	Pin, bushing		0.80	✳
" <b>R661-31</b>	Pin, bushing		0.30	✳

M. <b>R356-40A</b>	Seal ring	'40-'47	18.00	✳
N. <b>R355-40</b>	Spacer, gear	'40-'47	3.25	✳
O. <b>R355-37B</b>	Spring, seal ring	'39-'47	1.50	✳
P. <b>R661-36A</b>	Bushing, gear shaft		17.00	✳
" <b>R661-36A.005</b>	Bushing, gear shaft	+ .005" oversize	19.00	✳

R. <b>R623-39</b>	Gear, oil pump drive	25T '39-'48	n.a.	
S. <b>R634-15</b>	Key, oil pump gear		0.80	✳
T. <b>R695-36</b>	Spring ring, drive shaft		0.60	
U. <b>R638-36</b>	Drive shaft, oil pump		46.50	✳
" <b>R638-36OS</b>	Drive shaft, oil pump, oversize	+ .005"	75.00	✳
V. <b>R412-36</b>	Bushing, oil pump shaft		25.00	✳
" <b>412-36us</b>	Bushing, oil pump shaft	undersize I.D.	9.00	✳
W. <b>504-36A</b>	Screen, breather valve		5.00	✳
X. <b>R585-36</b>	Screen, breather		3.50	
Y. <b>R585-36A</b>	Separator, breather screen		3.75	✳



## Thrustwasher, cam gear

<b>R664-36Set</b>	Set thrustwashers (10)	.050"- .095"	24.00	✳
Z. <b>R664-36MA</b>	Thrustwasher, cam gear	.045"	2.50	✳
" <b>R664-36</b>	Thrustwasher, cam gear	.050"	2.50	✳
" <b>R664-36A</b>	Thrustwasher, cam gear	.055"	2.50	✳
" <b>R664-36B</b>	Thrustwasher, cam gear	.060"	2.50	✳
" <b>R664-36C</b>	Thrustwasher, cam gear	.065"	2.50	✳
" <b>R664-36D</b>	Thrustwasher, cam gear	.070"	2.50	✳

" <b>R664-36E</b>	Thrustwasher, cam gear	.075"	2.50	✳
" <b>R664-36F</b>	Thrustwasher, cam gear	.080"	2.50	✳
" <b>R664-36G</b>	Thrustwasher, cam gear	.085"	2.50	✳
" <b>R664-36H</b>	Thrustwasher, cam gear	.090"	2.50	✳
" <b>R664-36JA</b>	Thrustwasher, cam gear	.095"	2.50	✳
" <b>R664-36KA</b>	Thrustwasher, cam gear	.100"	2.50	✳
" <b>R664-36MA105</b>	Thrustwasher, cam gear	.105"	4.50	
" <b>R664-36MA110</b>	Thrustwasher, cam gear	.110"	4.50	

**R2281** Cam bushing puller OHV '36-'69 250.00 ☺  
To easily remove cam bushing from cover



### Bushing installing and drilling tools

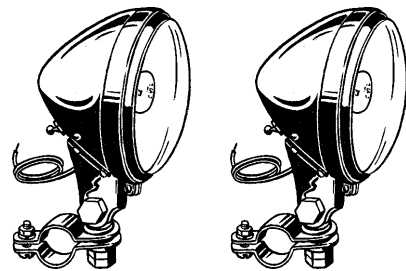
Use to press in bushing and drill through guide hole at factory location.

**R1011.36TB** Cam bushings 661-36 & 660-36 71.50 ☺  
**R1018.37TB** Gear shaft bushing 661-36A 71.50 ☺  
**R1097** Replacement drill only #31 12.50 ☺



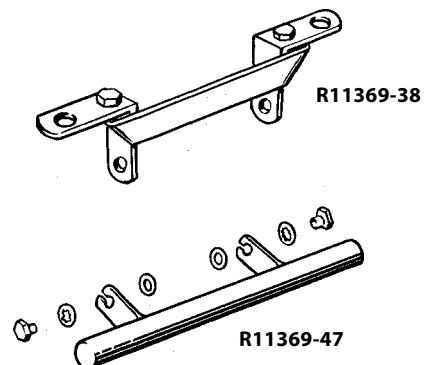
### Spotlights '38-'61

**R11366-38C** Set spotlights 6 Volt chrome 120.00  
**R11366-38C12V** Set spotlights 12 Volt chrome 115.00  
**R4925-206V** Replacement bulb 6 Volt 7.00  
**R4925-2012V** Replacement bulb 12 Volt 7.00



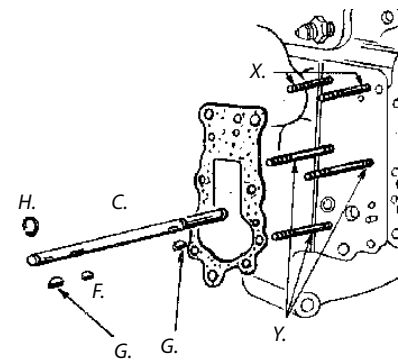
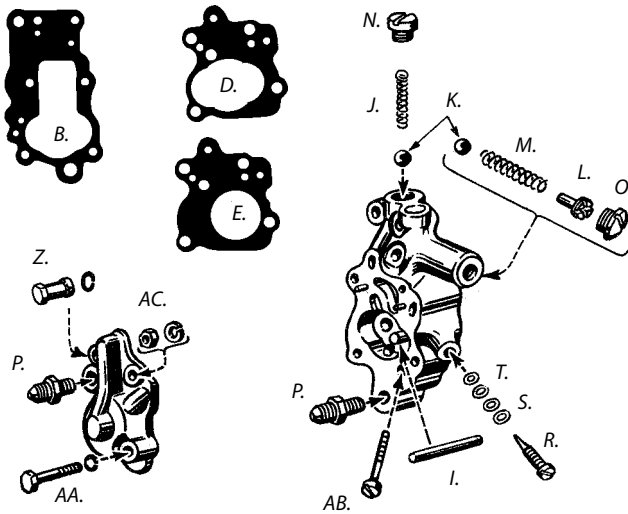
**R11369-38** Bracket black n.a. ☺  
**R11369-38C** Bracket chrome n.a. ☺  
Fits Springer forks with ride control or shock absorber.

**R11369-47** Spotlight bar chrome 42.50  
Fits Springer forks with ride control or shock absorber.  
**R3475-46A** Special nut cad 6.25 ☺  
**R3475-46AC** Special nut chrome 7.50 ☺  
**R0390** Lockwasher zinc 0.25 ☺  
**R13457-40P** Washer park 1.25 ☺  
**R13457-40cad** Washer cad 1.38 ☺  
**R13457-40C** Washer chrome 3.13 ☺  
(This washer is already in place when using ride-control)



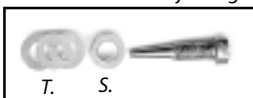
**C2568-24** Spotlight rebuild kit cad 49.38 ☺

# Knucklehead Oil Pump



## Oil Pump

<b>R412-36</b>	Bushing, oil pump shaft	'36-'47	25.00	✪
<b>412-36us</b>	Bushing, oil pump shaft	undersize I.D.	9.00	✪
<b>B. R589-41</b>	Gasket, oil pump body	'41-'47	1.00	✪
<b>C. R638-36</b>	Drive shaft	'36-'47	46.50	✪
<b>" R638-36OS</b>	Drive shaft, oversize +.005"		75.00	✪
<b>D. R684-41</b>	Gasket, pump cover plate	'41-'47	2.00	✪
<b>E. R685-41</b>	Gasket, oil pump cover	'41-'47	2.00	✪
<b>F. 693-36</b>	Key, oil pump gear	'36-'47	2.50	✪
<b>" R693-36</b>	Key, oil pump gear	'36-'47	1.35	✪
<b>G. R634-15</b>	Key, oil pump gear	'36-'47	0.80	✪
<b>H. R695-36</b>	Spring ring, drive shaft	'36-'47	0.60	✪
<b>I. R697-41</b>	Shaft, idler gear	'41-'47	11.00	✪
<b>J. 703-36</b>	Spring, check valve	'36-'47	2.50	✪
<b>" R703-36</b>	Spring, check valve	'36-'47	1.50	✪
<b>K. R704-36</b>	Ball, valve bearing steel	'36-'47	0.40	✪
<b>L. 711-36</b>	Screw, by-pass valve adj.	'36-'47	5.00	✪
<b>M. R713-42</b>	Spring, oil pump by-pass	'42-'47	1.40	✪
<b>N. R701-36P</b>	Plug, check valve	park	10.00	✪
<b>" R701-36</b>	Plug, check valve	cad	10.00	✪
<b>" R701-36C</b>	Plug, check valve	chrome	12.50	✪
<b>O. R707-36P</b>	Plug, relief valve	park	10.63	✪
<b>" R707-36</b>	Plug, relief valve	cad	10.63	✪
<b>" R707-36C</b>	Plug, relief valve	chrome	12.50	✪
<b>P. R3577-15P</b>	Nipple, oil line	park	5.00	✪
<b>" R3577-15</b>	Nipple, oil line	cad	5.00	✪
<b>" R3577-15C</b>	Nipple, oil line	chrome	6.25	✪
<b>" 63533-15</b>	Nipple, oil line	zinc	9.00	✪
<b>R. R672-32</b>	Adjusting screw kit, chain oiler		14.38	✪
<b>S. R0202</b>	Washer, adjusting screw		0.75	✪
<b>T. R674-32.10pack</b>	Shims, adjusting .002"		7.19	✪
<b>V. R26383-32</b>	Adjusting screw, oiler, with nut/washer		3.50	✪
<b>W. R0201A</b>	Washer	brass	0.50	✪
<b>R0105AZ</b>	Nut		0.50	✪
<b>R672-32hex</b>	Adjusting screw, chain oiler (hex head)		5.00	✪




## Oil Pump Mounting

<b>X. 591-36</b>	Stud, oil pump mounting	'36-'47	3.00	✪
<b>" R591-36</b>	Stud, oil pump mounting	'36-'47	3.25	✪
<b>Y. R591-36A</b>	Stud, oil pump mounting	'36-'47	3.44	✪
<b>Z. 591-41A</b>	Nut, long	park '41-'47	8.00	✪
<b>" R591-41AP</b>	Nut, long	park '41-'47	5.63	✪
<b>" R591-41A</b>	Nut, long	cad '41-'47	5.63	✪
<b>" R591-41AC</b>	Nut, long	chrome '41-'47	7.50	✪
<b>AA. R692-41P</b>	Bolt, cover	park '41-'47	1.88	✪
<b>" R692-41</b>	Bolt, cover	cad '41-'47	1.88	✪
<b>" R692-41C</b>	Bolt, cover	chrome '41-'47	2.50	✪
<b>AB. R692-41A</b>	Screw	park '41-'47	3.50	✪
<b>AC. 0108</b>	Nut	park '36-'47	1.50	✪
<b>" R0108P</b>	Nut	park '36-'47	1.13	✪
<b>" R0108M</b>	Nut	cad '36-'47	1.19	✪
<b>" R0108C</b>	Nut	chrome '36-'47	0.88	✪

## Oil Pump Mounting Kits

Kits include studs, nuts, bolts and lockwashers in stock, Allen, acorn or cap style. Acorn and cap kits are nuts only, allen kit includes Allen screws to replace studs and nuts.

<b>C9694-19</b>	Stock style	park '41-'47	32.50	✪
<b>C8741-19</b>	Stock style	cad '41-'47	33.75	✪
<b>C8740-19</b>	Stock style	chrome '41-'47	41.25	✪
<b>C8745-13</b>	Allen style	chrome '41-'47	24.38	✪
<b>C7100-13</b>	Acorn (nuts only)	chrome '41-'47	22.50	✪
<b>C8439-13</b>	Cap (nuts only)	chrome '41-'47	23.13	✪



**C8740-19**

Oil nipple caps, use on nipples when oil lines are disconnected.

<b>R3583-15</b>	Cap, oil line nipple	cad	2.19	✪
<b>C9808-6</b>	6-Pack	cad	12.50	✪

## Heli-Coil® thread repair

<b>H5540-4</b>	Heli-coil repair kit for cover screws 1/4"-24	125.00	✪
Includes 12 inserts, tap and installation tool, order drill separately.			
<b>HR389-4</b>	Set Heli-coil inserts only (12)	25.00	✪
<b>M6117D</b>	Drill, use with repair kit 17/64"	n.a.	✪

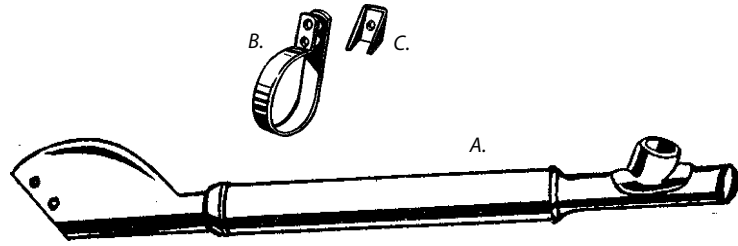


<b>M1421T</b>	Tap	1/4"-24	7.00	✪
<b>die160-005</b>	Die	1/4"-24	n.a.	✪



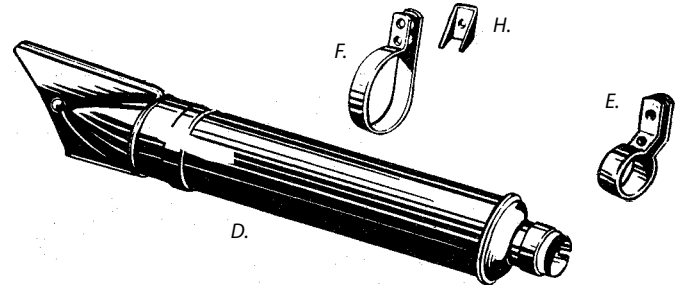
## Muffler '36-'40

A.	<b>R1034-36-SP</b>	Muffler, spotwelded	'36-'40	330.00 ☼
"	<b>R1034-36C</b>	Muffler chrome	'36-'40	195.00 ☼
B.	<b>R1064-32</b>	Muffler clamp park	'36-'40	14.00 ☼
"	<b>R1064-32C</b>	Muffler clamp chrome	'36-'40	17.00 ☼
C.	<b>R1065-36</b>	Reinforcement park	'36-'40	11.50 ☼
"	<b>R1065-36C</b>	Reinforcement chrome	'36-'40	13.50 ☼



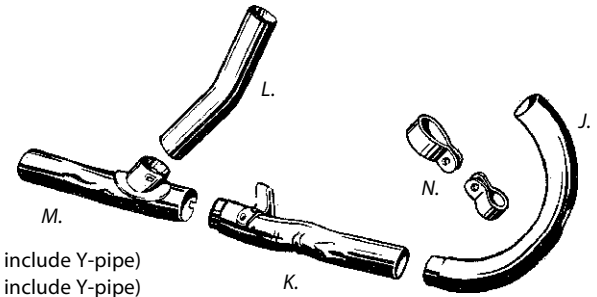
## Muffler '41-'48

D.	<b>R1034-41</b>	Muffler bare	'41-'48	180.00 ☼
"	<b>R1034-41-SP</b>	Muffler, spotwelded bare	'41-'48	240.00 ☼
"	<b>R1034-41C</b>	Muffler chrome	'41-'48	195.00 ☼
"	<b>R1034-41C-SP</b>	Muffler, spotwelded chrome	'41-'48	260.00 ☼
E.	<b>R1064-41</b>	Clamp, front park	'41-'48	13.00 ☼
"	<b>R1064-41C</b>	Clamp, front chrome	'41-'48	16.00 ☼
F.	<b>R1064-41A</b>	Clamp, rear park	'41-'48	13.00 ☼
"	<b>R1064-41AC</b>	Clamp, rear chrome	'41-'48	16.00 ☼
H.	<b>R1065-41</b>	Reinforcement park	'41-'46	11.50 ☼
"	<b>R1065-41C</b>	Reinforcement chrome	'41-'46	13.50 ☼



## Pipes Flathead

J.	<b>R1004-37</b>	Front pipe bare	'37-'48	70.00 ☼
"	<b>R1004-37C</b>	Front pipe chrome	'37-'48	85.00 ☼
K.	<b>R1004-37A</b>	Center pipe bare	'37-'48	70.00 ☼
"	<b>R1004-37AC</b>	Center pipe chrome	'37-'48	85.00 ☼
	<b>C2503-4</b>	Bolt and spacer for center pipe/switch		8.75 ☼
L.	<b>R1007-37</b>	Rear pipe bare	'37-'48	70.00 ☼
"	<b>R1007-37C</b>	Rear pipe chrome	'37-'48	85.00 ☼
	<b>R1008-37SET</b>	Pipe set, (3 pcs) bare	'37-'48	195.00 ☼
	<b>R1008-37CSET</b>	Pipe set, (3 pcs) chrome	'37-'48	225.00 ☼
M.	<b>R1007-41A</b>	Y-pipe bare	'41-'48	73.50 ☼
"	<b>R1007-41AC</b>	Y-pipe chrome	'41-'48	85.50 ☼



(does not include Y-pipe)  
(does not include Y-pipe)

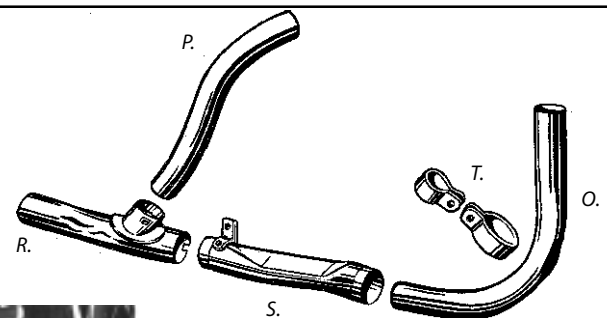
Note: '37-'40 models do not use Y-pipe (attached to muffler).

For '41-'48 models order pipe set and Y-pipe.

N.	<b>ULFront</b>	Front clamps (2) park	'37-'48	24.50 ☼
"	<b>ULCFront</b>	Front clamps (2) chrome	'37-'48	28.50 ☼

## Pipes Knucklehead

O.	<b>R1004-36</b>	Front pipe bare	'36-'47	65.00 ☼
"	<b>R1004-36C</b>	Front pipe chrome	'36-'47	80.00 ☼
P.	<b>R1007-36</b>	Rear pipe bare	'36-'47	65.00 ☼
"	<b>R1007-36C</b>	Rear pipe chrome	'36-'47	80.00 ☼
R.	<b>R1007-41A</b>	Y-pipe bare	'41-'47	73.50 ☼
"	<b>R1007-41AC</b>	Y-pipe chrome	'41-'47	85.50 ☼
S.	<b>R1036-36</b>	S-pipe bare	'36-'47	75.00 ☼
"	<b>R1036-36C</b>	S-pipe chrome	'36-'47	90.00 ☼
	<b>C2503-4</b>	Bolt and spacer for center pipe/switch		8.75 ☼
T.	<b>FLFront</b>	Front clamps (2) park	'36-'47	24.50 ☼
"	<b>FLCFront</b>	Front clamps (2) chrome	'36-'47	28.50 ☼
	<b>C2577-1</b>	Heat shield for rear pipe chrome		143.75 ☼
	<b>C2943-1</b>	Heat shield for rear pipe park		118.75 ☼



## Exhaust Mounting Hardware

Parkerized			Chrome			Zinc		
<b>R064P</b>	Bolt, 5/16"-24 x 3/4"	1.81 ☼	<b>R064C</b>	Bolt, 5/16-24 x 3/4"	2.13 ☼	<b>R064Z</b>	Bolt, 5/16-24 x 3/4"	0.60 ☼
<b>R066P</b>	Bolt, 5/16"-24 x 1"	2.19 ☼	<b>R066C</b>	Bolt, 5/16-24 x 1"	1.30 ☼	<b>R066Z</b>	Bolt, 5/16-24 x 1"	0.75 ☼
<b>068</b>	Bolt, 5/16"-24 x 1-13/16"	2.63 ☼	<b>R068C</b>	Bolt, 5/16-24 x 1-13/16"	1.50 ☼	<b>R068Z</b>	Bolt, 5/16-24 x 1-13/16"	2.81 ☼
<b>R0117P</b>	Nut, 5/16"-24	1.19 ☼	<b>R0117C</b>	Nut, 5/16-24	0.94 ☼	<b>R0117Z</b>	Nut, 5/16-24	0.30 ☼
<b>R0259P</b>	Lockwasher 5/16"	0.25 ☼	<b>R0259C</b>	Lockwasher 5/16"	0.38 ☼	<b>R0259Z</b>	Lockwasher 5/16"	0.25 ☼

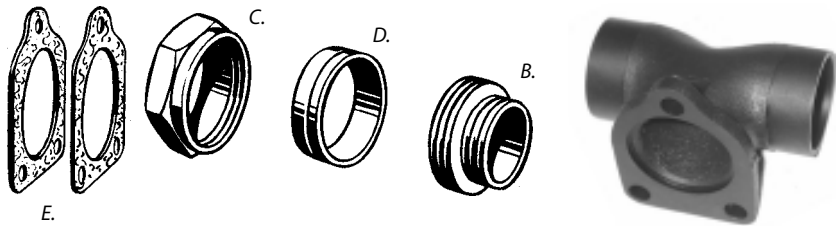
## Carburetor

### '37-'48 Flathead, '36-'39 Knucklehead


	<b>R1108-36P</b>	Manifold	Knucklehead	park		165.00	✳
	<b>R1108-36</b>	Manifold	Knucklehead	cad		n.a.	✳
B.	<b>R1112-36</b>	Nipple	Knucklehead	'36-'39		26.25	✳
"	<b>R1112-37</b>	Nipple	Flathead	'37-'48		26.25	✳
	<b>C2636-10</b>	Rivet, inlet nipple		(10-pack)		13.13	✳
	<b>R1112-32A</b>	Rivet, inlet nipple		oversize 1/4"		1.25	✳
C.	<b>R1115-30P</b>	Nut		park '36-'48		17.50	✳
"	<b>R1115-30</b>	Nut		cad '36-'48		17.50	✳
"	<b>R1115-30C</b>	Nut		chrome '36-'48		21.25	✳
D.	<b>R1118-30</b>	Bushing		brass '36-'48		10.63	✳

	<b>1121-21</b>	Gasket, paper		'36-'38, '39 Knuckle		0.50	✳
E.	<b>R1121-39</b>	Gasket, thick (use 2)		'39-'48 Flathead		2.50	✳

Note: Thick gaskets will also fit earlier models if longer screws (1123-39) and different support bracket are also used.

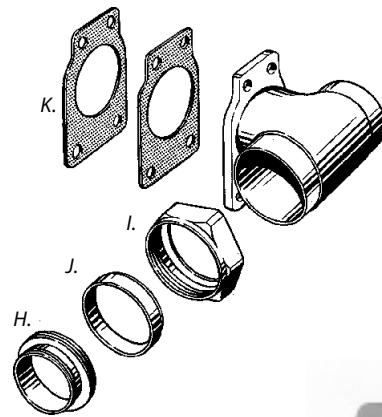


R1108-36P



### '40-'47 Knucklehead

G.	<b>R1108-41</b>	Manifold		cad '41-'47		n.a.	
H.	<b>R1112-40</b>	Nipple		'40-'47		26.25	✳
"	<b>R1112-40S</b>	Nipple, oversize threads		'40-'47		26.25	✳
	<b>C2636-10</b>	Rivet, inlet nipple		(10-pack)		13.13	✳
	<b>R1112-32A</b>	Rivet, inlet nipple		oversize 1/4"		1.25	✳
I.	<b>R1115-40P</b>	Nut		park '40-'47		18.13	✳
"	<b>R1115-40</b>	Nut		cad '40-'47		18.75	✳
"	<b>R1115-40C</b>	Nut		chrome '40-'47		21.25	✳
J.	<b>R1118-40</b>	Bushing		brass '40-'47		10.00	✳
	<b>R1118-40US</b>	Undersize bushing		brass '40-'47		10.31	✳
K.	<b>R1121-40</b>	Gasket (use 2)		'40-'47		1.50	✳
	<b>C2763-5</b>	Nipple installation tool		'40-'47		115.63	✳



G.

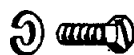
### Conversion Kit

to convert '40-'54 OHV "plumber" type manifolds to rubber band type.

<b>C7314-9</b>	Complete kit	Knuckle '40-'47	123.75	✳
One kit contains ;				
	1 manifold			
	2 conversion nipples			
	2 manifold seals			
	2 nipple seals			
	2 rivets and 4 screws			
<b>C7315-3</b>	Manifold only		81.25	✳
<b>C8004-4</b>	2 conversion nipples	'36-'39	48.75	✳
<b>C7344-6</b>	2 conversion nipples	'40-'47	47.50	✳
<b>C7627-4</b>	2 weld-in nipples		43.75	✳



### Mounting Screws



<b>1123-30</b>	Screw, short	park	'36-'38, '39 Knuckle	2.50	✳
----------------	--------------	------	----------------------	------	---

Note: Above screw is only used with paper manifold gasket 1121-21.

<b>R1123-39P</b>	Screw	park	'39 Flathead, '40-'48	2.50	✳
<b>R1123-39</b>	Screw	cad	'39 Flathead, '40-'48	2.50	✳
<b>R1123-39C</b>	Screw	chrome	'39 Flathead, '40-'48	3.75	✳
<b>R0259P</b>	Lockwasher		park	0.25	✳
<b>R0259</b>	Lockwasher		zinc	0.25	✳
<b>R0259C</b>	Lockwasher		chrome	0.38	✳

### Mounting Screw Kits

Each kit contains 4 screws with lockwashers


<b>C9672-8</b>	Screw kit	park	'40-'47 Knuckle	10.63	✳
<b>C8159-8</b>	Screw kit	cad	'40-'47 Knuckle	10.63	✳
<b>C8158-8</b>	Screw kit	chrome	'40-'47 Knuckle	16.25	✳



**High Speed Needle Valve**

**1-1/4" Carburetors**

- A. **R1254-27** High speed needle valve 1-1/4" carbs 33.75 ☼
  - B. **R1254-27S** High speed needle valve, special n.a.
- This needle has extra long threads to be used when first part of thread in carburetor is damaged. Clean up with 1/4"-40 tap first.

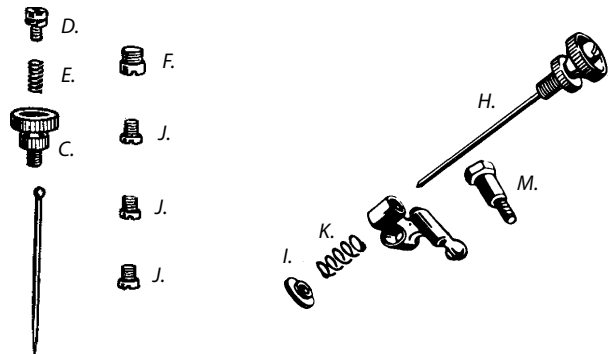


<b>tap160-002</b>	Tap	1/4"-40	n.a.
-------------------	-----	---------	------

**Low Speed Needle Valve**

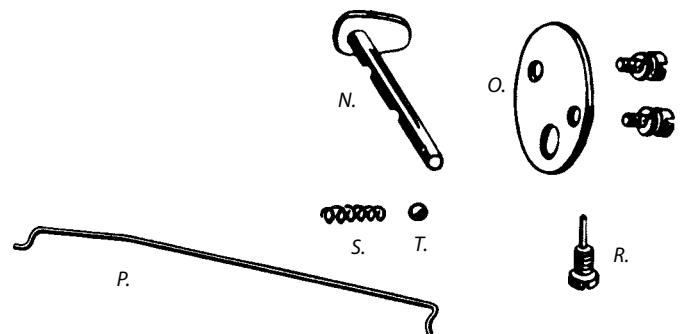
**Flathead and Knucklehead**

- C. **R1152-11** Screw, needle valve adjusting zinc 8.50
- " **R1152-11cad** Screw, needle valve adjusting cad 12.50 ☼
- D. **R1153-11** Lockscrew, needle valve 0.40 ☼
- E. **R1154-11** Lockspring, needle valve 2.00
- F. **1251-33** Plug, idle passage 7.00 ☼
- " **R1251-33** Plug, idle passage n.a.
- H. **R1261-27A** Low speed needle valve complete 28.75 ☼
- I. **R1262-27** Collar, spring 3.00
- J. **1263-24** Idle passage plug screw 3.00 ☼
- " **R1263-24** Idle passage plug screw 2.20 ☼
- K. **R1264-27** Spring, needle valve 0.80 ☼
- M. **1293-27** Screw, needle valve lever 6.00 ☼
- " **R1293-27** Screw, needle valve lever 3.00 ☼



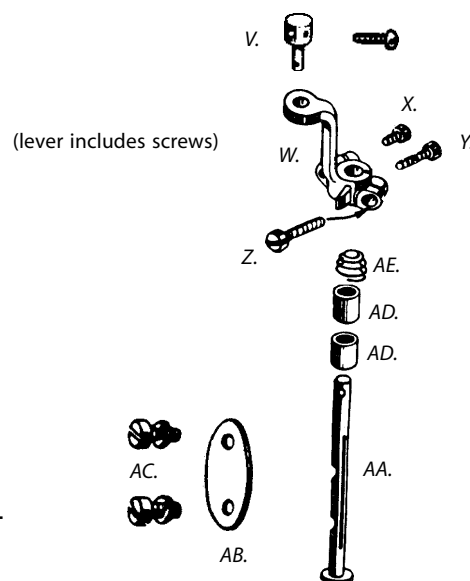
**Choke**

- N. **1231-33** Shaft, air intake Flathead n.a.
- O. **1232-24** Disc, air intake n.a.
- P. **R1233-40** Choke rod park Knuckle '40-'47 30.00 ☼
- R1233-36** Choke lever with stud Knuckle '36-'37 55.00 ☼
- R1233-36Ni** Choke lever with stud Knuckle '36-'37 55.00 ☼
- R1233-38** Choke lever with stud Knuckle 47.50 ☼
- R. **R1234-24** Screw, intake lever Flathead 4.20
- S. **R1296-26** Spring, friction 0.80 ☼
- T. **R1297-26** Ball, friction 0.35
- U. **R010Z** Screw 0.30 ☼
- R0251** Lockwasher 0.20 ☼



**Throttle**

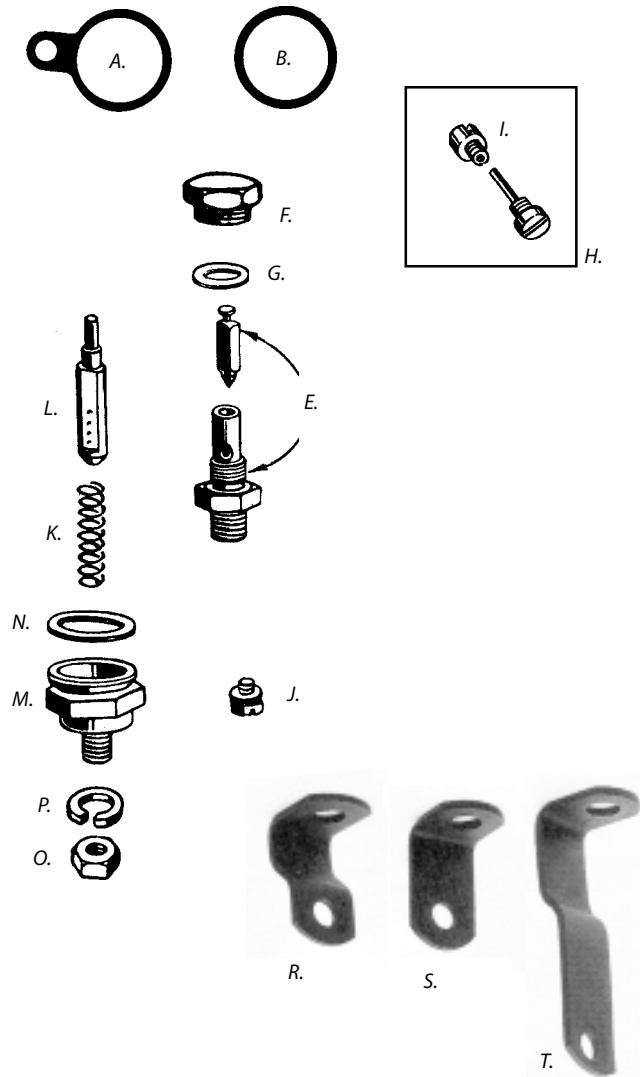
- V. **R3370-36** Connection, with screw, washer 14.38 ☼
- " **R3370-36S** Connection, oversize for worn levers 15.00 ☼
- R021** Screw, connection cad 0.63 ☼
- W. **1238-37** Throttle lever Flathead black n.a. ☼ (lever includes screws)
- X. **R011Z** Screw zinc 0.30 ☼
- Y. **R024P** Screw park 0.63 ☼
- " **R024Z** Screw zinc 0.30 ☼
- Z. **R032P** Screw park 0.63 ☼
- " **R032** Screw cad 0.69 ☼
- " **R032C** Screw chrome 0.81 ☼
- AA. **R1243-24** Throttle shaft 1-1/4" carbs. 10.00
- " **R1243-40** Throttle shaft 1-1/2" carbs. 12.50 ☼
- AB. **1244-24** Throttle disc 1-1/4" carbs. 13.00 ☼
- AC. **R010Z** Screw 0.30 ☼
- R0251** Lockwasher 0.20 ☼
- AD. **R1245-24** Bushing, throttle shaft 3.00 ☼
- AE. **R1247-32** Spring, throttle shaft 1.00 ☼
- R1265-30A** Venturi 1-1/16" for 1-1/4" carburetor 48.44 ☼
- C2822-1** +.025" oversize 48.44 ☼
- R1265-30B** Venturi 1-1/8" for 1-1/4" carburetor 50.00 ☼
- C3164-1** +.025" oversize 50.00 ☼
- R1265-40** Venturi 1-1/8" for 1-1/2" carburetor 50.00 ☼
- C2710-1** +.025" oversize 50.00 ☼
- R1265-41** Venturi 1-5/16" for 1-1/2" carburetor 51.25 ☼
- C2818-1** +.025" oversize 51.25 ☼



# Carburetor

## Bowl

A.	<b>R1276-36</b>	Gasket, bowl	Knucklehead	1.00	✳
B.	<b>R27376-52</b>	Gasket, float bowl	K-model '52-'56 (will fit all Flathead models)	2.00	✳
C.	<b>R1271-33</b>	Float	"Rubber Ducky"	44.00	✳
D.	<b>R1272-33</b>	Lever, float		12.50	
	<b>R1272-33A</b>	Stud and screw, float mount		4.25	
E.	<b>R1273-33A</b>	Float valve & seat		29.06	✳
F.	<b>R1275-33</b>	Cap, bowl	brass Flathead	6.88	✳
"	<b>R1275-33cad</b>	Cap, bowl	cad Flathead	6.88	✳
G.	<b>R1285-33</b>	Washer, inlet nipple		1.80	✳
H.	<b>R1196-11kit</b>	Pin and screw kit, float lever		12.94	✳
I.	<b>1197-16</b>	Screw only, float lever pin		5.00	✳
"	<b>R1197-16</b>	Screw only, float lever pin		4.38	✳
J.	<b>R1269-39</b>	Bowl drain screw, with washer	'39-'48	9.38	✳
K.	<b>R1257-33</b>	Spring, nozzle retainer		1.20	
L.	<b>R1258-33</b>	Main nozzle	Flathead	17.50	
M.	<b>1268-29</b>	Nut, bowl	cad	15.00	✳
"	<b>R1268-29</b>	Nut, bowl	cad	13.75	✳
"	<b>R1268-29C</b>	Nut, bowl	chrome	16.25	✳
"	<b>R1268-29B</b>	Nut, bowl	brass	17.50	✳
"	<b>C3121-6</b>	Nut, with drain hole	cad	21.88	✳
N.	<b>R1269-28</b>	Gasket, bowl lock nut		2.06	✳
O.	<b>R0127P</b>	Nut	park	1.50	✳
"	<b>R0127</b>	Nut	cad	1.63	✳
"	<b>R0127C</b>	Nut	chrome	1.06	✳
P.	<b>R0261P</b>	Lockwasher	park	0.25	✳
"	<b>R0261</b>	Lockwasher	zinc	0.25	✳
"	<b>R0261C</b>	Lockwasher	chrome	0.38	✳



## Carburetor support brackets.

R.	<b>R1110-33</b>	Bracket	park Flathead	'37-'38	11.25	✳
S.	<b>R1110-39</b>	Bracket	park Flathead	'39-'48	10.00	✳
	<b>C2931-5</b>	Bracket	park Knuckle	'36-'40	14.38	✳
T.	<b>C3199-5</b>	Bracket	park Knuckle	'41-'47	15.00	✳

## Special Carburetor Taps and Dies

<b>tap160-002</b>	Tap	1/4"-40	n.a.
High speed needle valve, low speed needle valve lever			
<b>tap160-003</b>	Tap	1/4"-32	n.a.
Float lever pin and screw (1196-16, 1197-16), bowl drain screw (1269-39)			
<b>die160-008</b>	Die	3/4"-20	n.a.
Bowl nut 1268-29 (to repair thread on housing)			

## Air Cleaner

<b>R1408-36</b>	Lock ring		'37-'48	9.38	✳
<b>R1409-36P</b>	Bolt	park	'37-'48	2.50	✳
<b>R1409-36</b>	Bolt	cad	'37-'48	2.50	✳
<b>C9682-5</b>	Mounting kit	park	'37-'48	19.38	✳
<b>C9017-5</b>	Mounting kit	cad	'37-'48	19.38	✳
<b>R1402-41</b>	Back plate		'41-'48	42.00	
<b>C2666-5</b>	J-slot rivets and tool			16.25	✳
<b>R1402-40R</b>	Rivet only			2.50	✳
<b>R1404-41</b>	Filter element		'41-'48	17.00	
<b>R1404-35</b>	Mesh only			9.00	
<b>R1405-41</b>	Spring, filter element		'41-'48	16.00	✳



**R1135-36** Carburetor overhaul kit 1-1/4" carbs. 117.50

Includes following items:

- 3 x R1121-39
- 1 x R1196-11
- 1 x R1243-24
- 1 x R1244-24
- 2 x R010Z
- 2 x R1245-24
- 1 x R1247-32
- 1 x R1257-33
- 1 x R1269-28
- 1 x R1271-33
- 1 x R1273-33A
- 1 x R1276-36
- 1 x R27376-52
- 1 x R1285-33
- 1 x R1296-26
- 1 x R1297-26

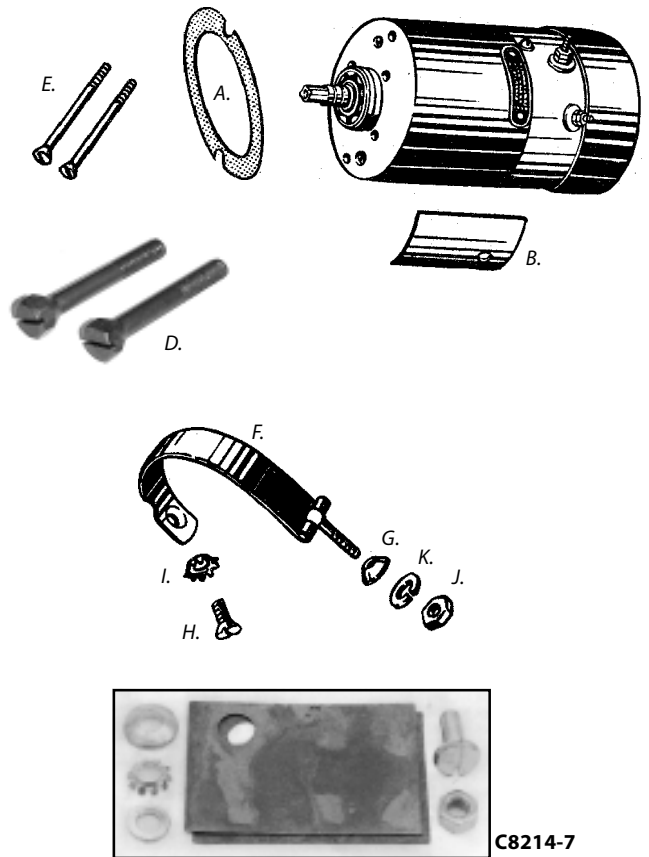


**Generator**

<b>1501-32</b>	Generator, "32E" three brush, rebuild Complete except for drive gear and mounting screws.	n.a.
<b>1501-32E</b>	Generator, as above in exchange (in omruil/ im Austausch)	n.a.

**Generator Mounting Parts**

A.	<b>R1527-30</b>	Gasket, generator '30-'57	0.70 ☉
"	<b>R1527-30.10pack</b>	10 Gaskets, generator	5.00 ☉
B.	<b>R30144-32</b>	Shim, paper, use 1, or more if necessary	1.88 ☉
	<b>R1510-45</b>	Steel shim, optional on some OHV models (use with larger O.D. gears, always check gear lash)	7.50 ☉
D.	<b>R1523-30P</b>	Screw park Flathead	5.63 ☉
"	<b>R1523-30</b>	Screw cad Flathead	5.63 ☉
"	<b>R1523-30C</b>	Screw chrome Flathead	8.13 ☉
E.	<b>R1523-36P</b>	Screw park Knucklehead	4.06 ☉
"	<b>R1523-36</b>	Screw cad Knucklehead	4.06 ☉
"	<b>R1523-36C</b>	Screw chrome Knucklehead	5.63 ☉
"	<b>C7114-2</b>	Acorn screws (2) Knucklehead	15.00 ☉
"	<b>C8444-2</b>	Cap screws (2) Knucklehead	15.00 ☉
"	<b>C8753-2</b>	Allen screws (2) Knucklehead	12.50 ☉
F.	<b>1528-30</b>	Strap Flathead black	n.a.
"	<b>R1528-30C</b>	Strap Flathead chrome	n.a.
"	<b>R1528-36C</b>	Strap Knucklehead chrome	n.a.
G.	<b>R1529-30P</b>	Washer,strap park	2.06 ☉
"	<b>R1529-30</b>	Washer,strap cad	2.06 ☉
H.	<b>058</b>	Screw, strap	3.00 ☉
I.	<b>R0370P</b>	Lockwasher park	0.50 ☉
"	<b>R0370</b>	Lockwasher zinc	0.30 ☉
J.	<b>R0117P</b>	Nut, strap park	1.19 ☉
"	<b>R0117M</b>	Nut, strap cad	1.25 ☉
"	<b>R0117C</b>	Nut, strap chrome	0.94 ☉
K.	<b>R0259P</b>	Lockwasher park	0.25 ☉
"	<b>R0259</b>	Lockwasher zinc	0.25 ☉
"	<b>R0259C</b>	Lockwasher chrome	0.38 ☉
	<b>C8214-7</b>	Kit, generator mounting cad	21.25 ☉
	<b>C9681-7</b>	Kit, generator mounting park	21.25 ☉

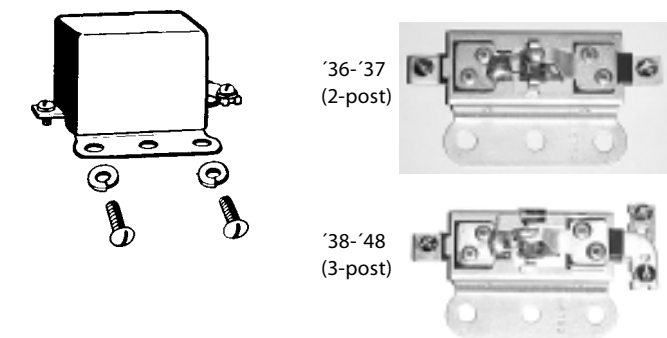
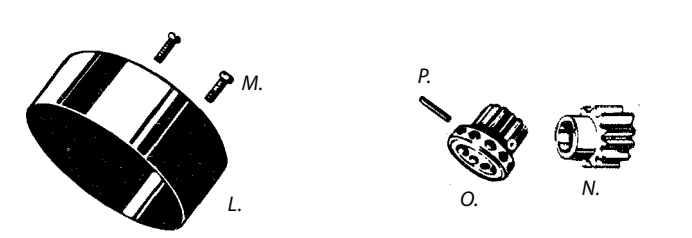


<b>M1421T</b>	Tap	1/4"-24 (mounting screws)	7.00
---------------	-----	---------------------------	------

**Heli-Coil® thread repair**

<b>H5540-4</b>	Heli-Coil thread repair kit	1/4"-24	125.00 ☉
Thread repair kit includes tap, 12 inserts and installation tool.			
<b>HR389-4</b>	Set Heli-Coil inserts (12)		25.00 ☉
<b>M6117D</b>	Drill, 17/64"		n.a. ☉

L.	<b>1696-32</b>	Cover, commutator black	n.a.
"	<b>R1696-32C</b>	Cover, commutator chrome	n.a.
M.	<b>R037P</b>	Screw park	0.50 ☉
"	<b>R037</b>	Screw cad	0.55 ☉
"	<b>R037C</b>	Screw chrome	0.90 ☉
N.	<b>R632-30</b>	Gear Knucklehead	n.a.
O.	<b>R632-37</b>	Gear Flathead	n.a.
P.	<b>R634-32</b>	Pin, generator gear	n.a.



**Relay**

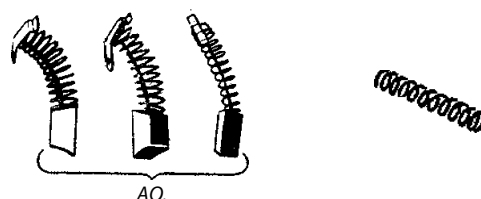
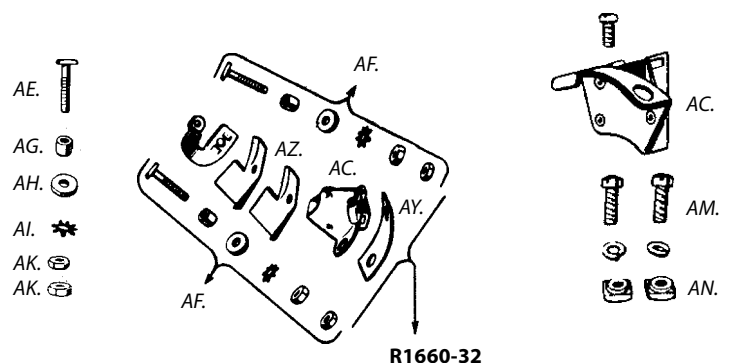
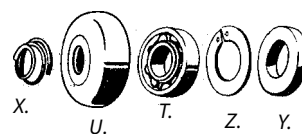
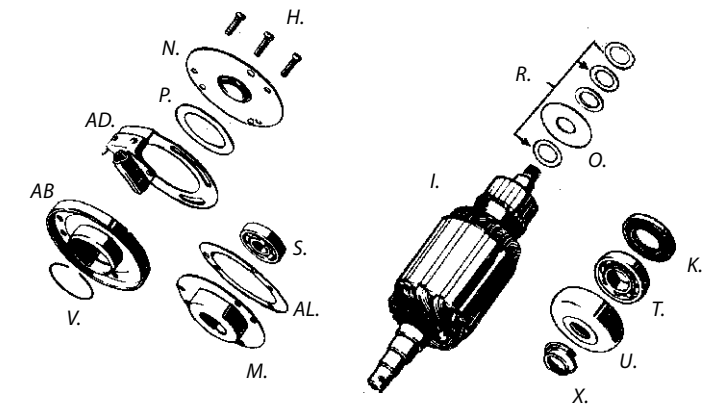
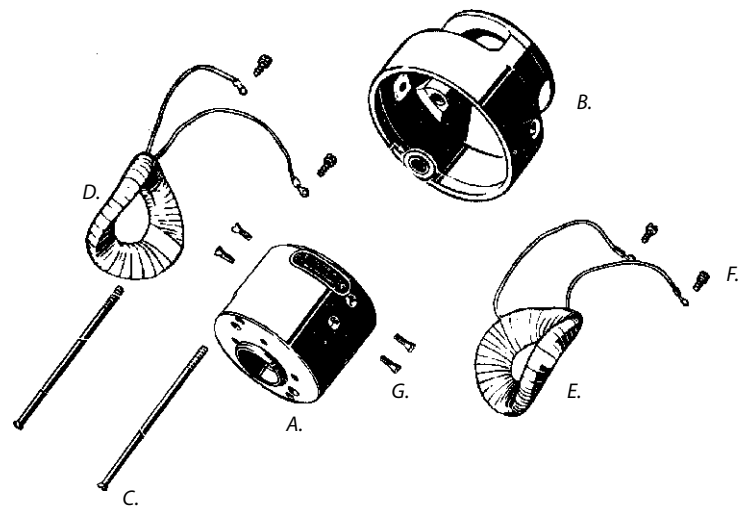
Use with 32E three-brush generator. Electronic. "V-Tronic"

<b>R4785-26</b>	Relay, without cover	'36-'37	47.00
<b>R4786-26DR</b>	Cover black	'36-'37	23.50
<b>R4786-26DRC</b>	Cover chrome	'36-'37	25.00
<b>R4785-38</b>	Relay, without cover	'38-'48	45.00
<b>R4786-38DR</b>	Cover black	'38-'48	20.00
<b>R4786-38DRC</b>	Cover chrome	'38-'48	21.00
<b>R051P</b>	Mounting screw park	'36-'48	1.44 ☉
<b>R051</b>	Mounting screw cad	'36-'48	1.50 ☉
<b>R051C</b>	Mounting screw chrome	'36-'48	2.69 ☉

# Generator

## 32E Generator Parts

A.	<b>1504-32M</b>	Frame, includes field coils	n.a.
B.	<b>1505-32</b>	End, frame	n.a.
C.	<b>R1506-32</b>	Screw, frame 12-24	8.13 *
	<b>H5521-1</b>	Heli-Coil repair kit 12-24 thread	57.00 *
	<b>M6115D</b>	Drill, use with kit 15/64"	n.a. *
D.	<b>R1507-32</b>	Field coil, shunt, white dot	32.00
E.	<b>R1508-32</b>	Field coil, regulating orange dot	32.00
	<b>R1509-64</b>	Field coil set 12 Volt	63.00
(for use with 12 Volt armature in 32E housing)			
F.	<b>R010Z</b>	Screw	0.30
G.	<b>1512-18</b>	Screw, pole shoe	3.00 *
"	<b>R1512-18</b>	Screw, pole shoe	2.06 *
H.	<b>R037</b>	Screw, retainer cad	0.69 *
I.	<b>R1636-32</b>	Armature, 6V	n.a.
	<b>0129</b>	Nut, armature park	1.50 *
	<b>R0129P</b>	Nut, armature park	1.44 *
K.	<b>1637-46</b>	Oil seal, armature metal O.D.	7.00 *
"	<b>R1637-46</b>	Oil seal, armature	2.20 *
M.	<b>1641-30A</b>	Oil retainer, inner	7.00 *
N.	<b>1641-33</b>	Oil retainer, outer	7.00 *
O.	<b>R1642-29</b>	Armature end washer, fibre	3.75 *
P.	<b>R1642-30</b>	Gasket, bearing housing	1.30 *
R.	<b>R1643-29</b>	Washer (.033")	0.80 *
"	<b>R1643-29S</b>	Washer (.070")	0.80 *
"	<b>1643-30</b>	Washer (.072")	2.00 *
S.	<b>R1644-18</b>	Bearing, small	10.00
T.	<b>R1644-30</b>	Bearing, large	11.00
U.	<b>R1646-31</b>	Oil deflector	9.00 *
V.	<b>1647-29A</b>	Spring ring, bearing plate	2.00 *
	<b>1647-31A</b>	Rivet, bearing housing	0.50 *
X.	<b>1647-31B</b>	Spring, drive end	4.00 *
"	<b>R1647-31B</b>	Spring, drive end	1.00 *
Y.	<b>1647-31C</b>	Washer, drive end, felt	1.50 *
Z.	<b>1647-31D</b>	Ring, drive end spring	3.00 *
	<b>1647-31E</b>	Plate, drive end felt washer	5.00 *
AB.	<b>1647-32</b>	Housing, drive end bearing	17.00 *
	<b>R1660-32</b>	Positive brush holder assembly	n.a.
AC.	<b>1661-32</b>	Holder, main brush	12.00 *
AD.	<b>1662-32</b>	Holder, third brush	n.a. *
F.	<b>R010Z</b>	Screw	0.30 *
AY.	<b>R1663-32</b>	Insulation, positive brush holder	0.85
AZ.	<b>R1663-32A</b>	Insulation, field coil terminal	0.60
AE.	<b>1664-32</b>	Screw, positive terminal	7.00 *
"	<b>R1664-32</b>	Screw, positive terminal	6.25 *
AF.	<b>R1664-32A</b>	Terminal screw with fittings	10.21 *
AG.	<b>R1665-32</b>	Bushing	1.88
AH.	<b>R1666-32</b>	Washer, insulating	1.75
AI.	<b>R0354</b>	Lockwasher	0.20
AK.	<b>0105cop</b>	Nut, terminals 10-32 copper	0.70
"	<b>0105copM</b>	Nut, terminals 10-32 "machined"	1.30 *
	<b>M6131DI</b>	Die, 10-32 thread	n.a. *
AL.	<b>1697-30</b>	Gasket	1.00 *
AM.	<b>R036</b>	Screw, terminal cad	0.69 *
AN.	<b>1667-32</b>	Nut, brush holder	1.50 *
AO.	<b>1669-32A</b>	Brushes, set (3)	20.00 *
"	<b>R1669-32A</b>	Brushes, set (3)	10.00
	<b>R1674-26</b>	Spring only, third brush	1.00
	<b>R1674-32</b>	Spring only, main brush	1.00



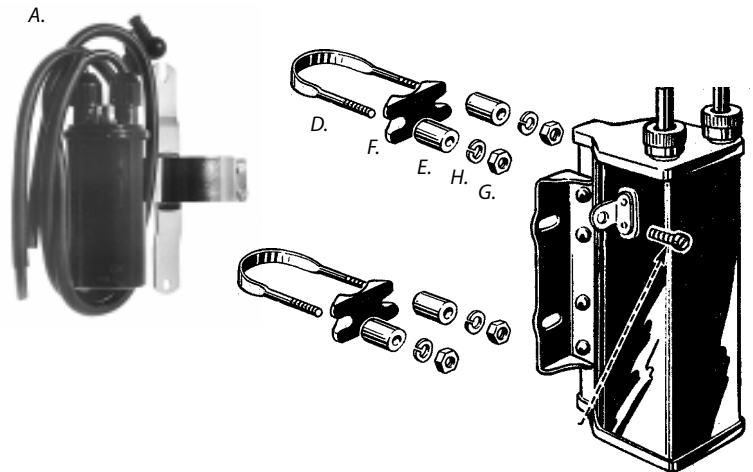


# Spark Coil

## Spark Coils

**Round model**, includes '48-up bracket, custom fit on earlier models.

A.	<b>R1722-29K6</b>	Coil with cables	6 Volt black	34.00
"	<b>R1722-29K6.5pack</b>	5 Coils with cables		145.00
"	<b>R1722-29K6.10pack</b>	10 Coils with cables		255.00




## Spark Coil Mounting

D.	<b>R1723-36</b>	U-bolt, with nuts	park '36-'47	14.38 ✖
E.	<b>R1723-36AP</b>	Spacer, U-bolt	park '36-'47	2.81 ✖
F.	<b>R1724-29</b>	Strap, for U-bolt	park '36-'47	13.75 ✖
G.	<b>R0107P</b>	Nut	park '36-'47	1.13 ✖
"	<b>R0107</b>	Nut	cad '36-'47	1.19 ✖
"	<b>R0107C</b>	Nut	chrome '36-'47	1.13 ✖
H.	<b>R0256P</b>	Lockwasher	park '36-'47	0.25 ✖
"	<b>R0256</b>	Lockwasher	zinc '36-'47	0.25 ✖
"	<b>R0256C</b>	Lockwasher	chrome '36-'47	0.38 ✖

	<b>C2281-18</b>	Mounting kit	park '36-'47	56.25 ✖
--	-----------------	--------------	--------------	---------

I.	<b>4592-48</b>	Stud, coil mounting	cad '48	6.00 ✖
	<b>C8823-10</b>	Coil mounting stud kit	'48	14.38 ✖
	<b>C8005-12</b>	Terminal box assembly	'48	66.25 ✖

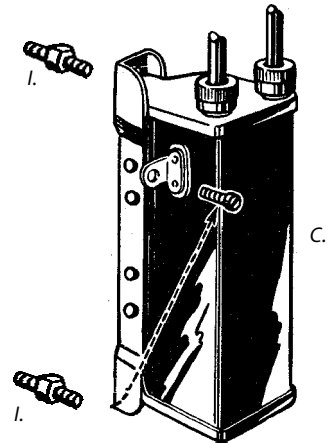
(with coil mounting studs and nuts)




C8005-12




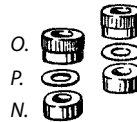
C8823-10



## Spark Plug Cables

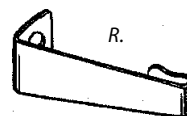


L.	<b>R1596-32</b>	Kit, spark plug cable (hooked ends)		n.a.
	<b>R1596-30</b>	Spark plug cable, rubber	per meter	6.00
N.	<b>R1599-27</b>	Cable packing washer (seal) rubber		2.50 ✖
O.	<b>R1599-27A</b>	Cable packing nut	cad	8.75 ✖
P.	<b>R0211P</b>	Washer		0.63 ✖
	<b>C7804-6</b>	Set packing nuts & washers	cad	22.50 ✖



C7804-6

R.	<b>R1602-37</b>	Bracket, plug cable	park Flathead	13.75 ✖
(fits on top motor mount)				
S.	<b>C2960-1</b>	Clip, plug cable	park Knuckle '36-'40	6.25 ✖
"	<b>C2996-1</b>	Clip, plug cable	cad Knuckle '36-'40	6.25 ✖
"	<b>R4726-36</b>	Clip, plug cable	cad Knuckle '41-'47	6.25 ✖
(fits on top motor mount)				

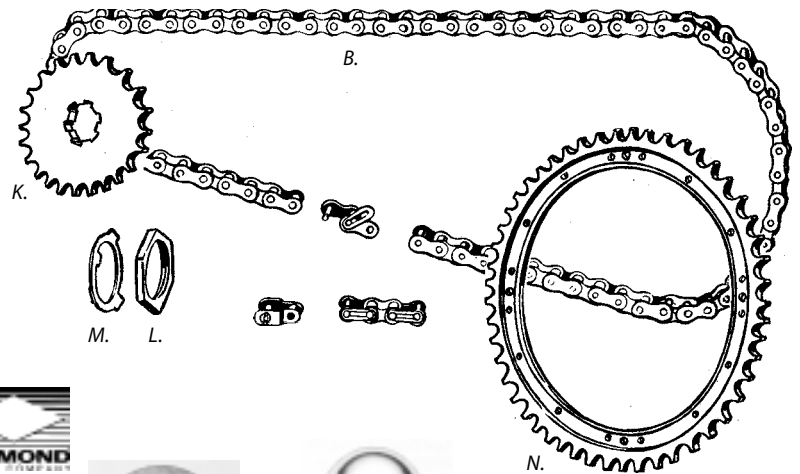
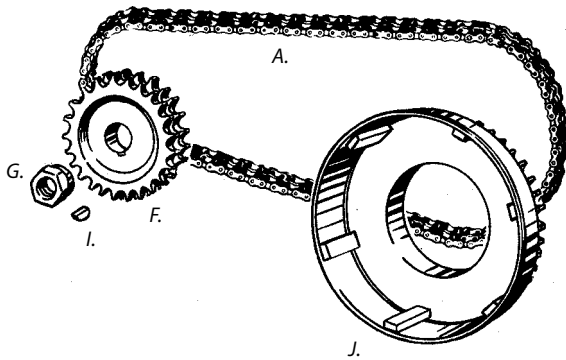


## Spark plugs

<b>R37-09D14</b>	Champion standard	#3 heat range	4.50
<b>R37-09A-7</b>	NGK A-7 colder	#4 heat range	3.50
<b>40-08</b>	Gasket, spark plug		1.50 ✖







## Chains

made in U.S.A. by **Diamond**

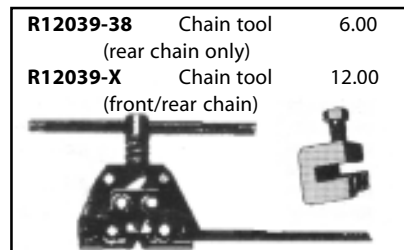


A.	<b>R2001-36A</b>	Front chain double row	82 links	73.00 €
"	<b>R2001-36A.3pack</b>	3 Front chains	82 links	175.00 €
"	<b>R2001-36AD</b>	Front chain, shorter	80 links	70.00 €
"	<b>R2001-36AN</b>	Front chain, longer	84 links	75.00 €
B.	<b>R2003-102</b>	Rear chain	102 links	65.00 €
"	<b>R2003-102.2pack</b>	2 Rear chain	102 links	110.00 €
"	<b>R2003-102.4pack</b>	4 Rear chain	102 links	180.00 €
"	<b>R2003-106</b>	Rear chain	106 links	50.00 €
	<b>2006-15</b>	Link, connecting	"Diamond" rear	3.00 €
	<b>2012-15</b>	Link, offset repair	"Diamond" rear	n.a. €
	<b>2015-15</b>	Link, double repair	"Duckworth" rear	5.00 €
	<b>2007-39</b>	Link, connecting	"Duckworth" front	8.00 €
	<b>2015-39</b>	Link, double repair	"Duckworth" front	10.00 €



G.

**C7107-1**



**R12039-38** Chain tool 6.00  
(rear chain only)

**R12039-X** Chain tool 12.00  
(front/rear chain)

## Front Chain Sprockets

F.	<b>R2028-30</b>	Motor sprocket	21 T	n.a.
"	<b>R2028-30B</b>	Motor sprocket	22 T	23.00
"	<b>R2030-30</b>	Motor sprocket	23 T	29.00
"	<b>R2030-30B</b>	Motor sprocket	24 T	23.00
"	<b>R2031-30</b>	Motor sprocket	25 T	23.00
G.	<b>R2050-30</b>	Nut, motor sprocket	11/16"-18	13.75 €
	<b>C7107-1</b>	Nut, motor sprocket, acorn	chrome	12.50 €
I.	<b>R361-12</b>	Key, motor sprocket		2.75 €
J.	<b>R2039-41</b>	Clutch sprocket	37 T '41-'48	n.a.

## Rear Chain Sprockets

K.	<b>R2035-36</b>	Mainshaft sprocket	22 T (standard size)	13.00
"	<b>R35212-41</b>	Mainshaft sprocket	23 T	15.00
"	<b>R35213-41</b>	Mainshaft sprocket	24 T	15.00
"	<b>R35214-41</b>	Mainshaft sprocket	25 T	16.00
"	<b>R35215-41</b>	Mainshaft sprocket	26 T	16.00
L.	<b>R2335-36</b>	Nut, mainshaft sprocket		15.63 €
M.	<b>R2337-36</b>	Lockwasher		1.50
N.	<b>R2049-30A</b>	Rear sprocket 51T, with rivets	'37-'48	32.00
	<b>R2048-30</b>	Dowel pin		1.00
	<b>R2048-35kit</b>	Rivet & dowel pin kit	'37-'48	10.00 €
	<b>R4034-30</b>	Dust ring, brake drum		8.50

## Mainshaft sprocket nut wrench

**R94660-37A** Sprocket nut wrench 250.00 €  
Heavy-duty thick wall tube, inner collar will retain wrench to nut for safer service work. Has 1/2" drive end for use with universal drivers.



**R94660-37A**

## Primary locking tools

<b>R2316</b>	Locking bar, between sprockets	42.50 €
<b>R2234</b>	Locking tool black delrin fits between motor sprocket and primary chain	75.00 €



**R2316**



**R2234**

# Transmission

## Transmission Mounting Hardware

A.	<b>R2318-36</b>	Mounting stud	3/8"-16	standard	5.31	✳
"	<b>C9653-4</b>	Set of bottom studs	3/8"-16	standard	21.88	✳
"	<b>R2318-36B</b>	Mounting stud	7/16"-14	oversize	5.31	✳
"	<b>R2318-47</b>	Mounting stud	1/2"-13	oversize	5.63	✳
B.	<b>R2318-36AP</b>	Nut, mounting stud		park	1.63	✳
"	<b>R2318-36A</b>	Nut, mounting stud		cad	1.69	✳
"	<b>R2318-36AC</b>	Nut, mounting stud		chrome	1.88	✳
C.	<b>R0223AP</b>	Washer		park	1.13	✳
"	<b>R0223A</b>	Washer		cad	1.13	✳
"	<b>R0223AC</b>	Washer		chrome	1.38	✳
D.	<b>R0261P</b>	Lockwasher		park	0.25	✳
"	<b>R0261</b>	Lockwasher		zinc	0.25	✳
"	<b>R0261C</b>	Lockwasher		chrome	0.38	✳

E.	<b>R2263-36BP</b>	Bolt, mounting		park	2.19	✳
"	<b>R2263-36B</b>	Bolt, mounting		cad	1.85	✳
"	<b>R2263-36BC</b>	Bolt, mounting		chrome	2.25	✳

F.	<b>2328-36</b>	Screw, adjusting		park	20.00	✳
"	<b>R2328-36P</b>	Screw, adjusting		park	16.25	✳
"	<b>R2328-36</b>	Screw, adjusting		cad	16.56	✳
"	<b>R2328-36C</b>	Screw, adjusting		chrome	18.75	✳
G.	<b>R2265-36P</b>	Vent nipple		park	4.06	✳
"	<b>R2265-36</b>	Vent nipple		cad	4.06	✳
"	<b>R2265-36C</b>	Vent nipple		chrome	5.00	✳
H.	<b>375</b>	Gear box dowel pin			3.00	✳

I.	<b>R453-11P</b>	Drain plug	3/8"-24	park	4.38	✳
"	<b>R453-11</b>	Drain plug	3/8"-24	cad	4.38	✳
"	<b>R453-11C</b>	Drain plug	3/8"-24	chrome	6.25	✳

"	<b>C8495-1</b>	Drain plug and washer	1/2"-13	cad	6.00	✳
"	<b>R62702-52</b>	Washer, drain plug	(fits 1/2" plug)		1.50	✳

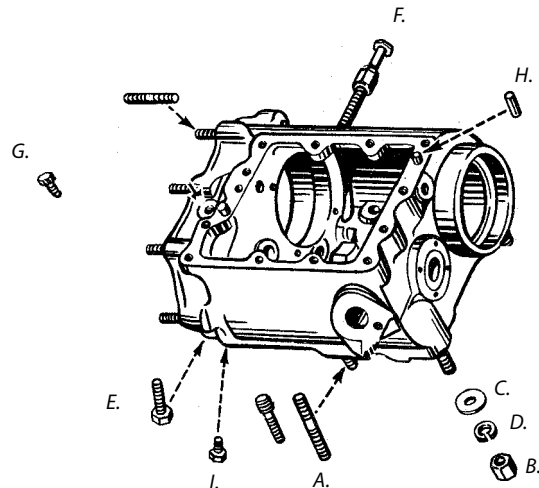
K.	<b>R2804-36AP</b>	Support, adjusting screw		park	12.00	
"	<b>R2804-36A</b>	Support, adjusting screw		cad	21.88	✳
"	<b>R2804-36AC</b>	Support, adjusting screw		chrome	26.25	✳

L.	<b>R064P</b>	Bolt	park	1.81	✳	P.	<b>R079P</b>	Bolt	park	4.06	✳
"	<b>R064</b>	Bolt	cad	1.88	✳	"	<b>R079</b>	Bolt	cad	4.19	✳
"	<b>R064C</b>	Bolt	chrome	2.13	✳	"	<b>R079C</b>	Bolt	chrome	4.81	✳

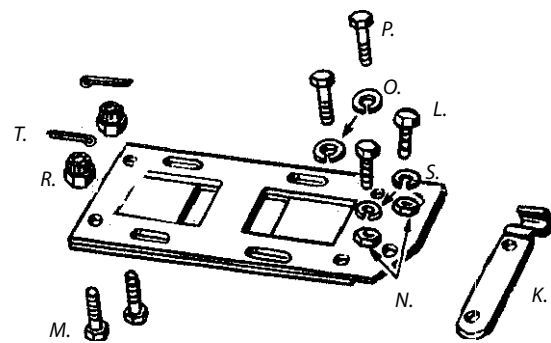
M.	<b>R075P</b>	Bolt	park	5.63	✳	R.	<b>0128</b>	Nut	park	n.a.	✳
"	<b>R075</b>	Bolt	cad	5.63	✳	"	<b>R0128P</b>	Nut	park	2.00	✳
"	<b>R075C</b>	Bolt	chrome	6.25	✳	"	<b>R0128</b>	Nut	cad	2.13	✳
						"	<b>R0128C</b>	Nut	chrome	2.31	✳

N.	<b>R0117P</b>	Nut	park	1.19	✳	S.	<b>R0259P</b>	Lock	park	0.25	✳
"	<b>R0117M</b>	Nut	cad	1.25	✳	"	<b>R0259</b>	Lock	zinc	0.25	✳
"	<b>R0117C</b>	Nut	chrome	0.94	✳	"	<b>R0259C</b>	Lock	chrome	0.38	✳

O.	<b>R0261P</b>	Lock	park	0.25	✳	T.	<b>R0291P</b>	Pin	park	0.19	✳
"	<b>R0261</b>	Lock	zinc	0.25	✳	"	<b>R0291</b>	Pin	zinc	0.15	✳
"	<b>R0261C</b>	Lock	chrome	0.38	✳						



<b>R453-11SP</b>	Drain plug, oversize 7/16-20	park	6.25	✳
<b>R453-11S</b>	Drain plug, oversize 7/16-20	cad	6.25	✳
<b>R453-11SC</b>	Drain plug, oversize 7/16-20	chrome	6.88	✳



## Transmission Mounting Kits

Kits include all nuts, bolts, washers to mount transmission to plate and plate to frame. Also includes adjusting screw.

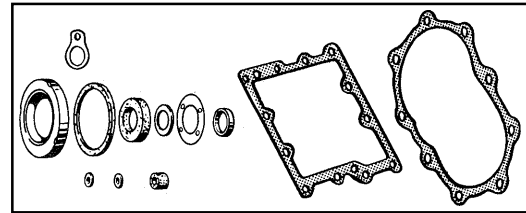
<b>C2314-36</b>	Stock kit	plain heads	park	59.06	✳
<b>C9695-26</b>	Stock kit	"1035 CP"	park	62.50	✳
<b>C8232-26</b>	Stock kit	"1035 CP"	cad	62.50	✳
<b>C8231-26</b>	Stock kit		chrome	65.00	✳
<b>C7602-11</b>	Transmission to plate kit	chrome	acorn	36.88	✳
<b>C7800-8</b>	Plate to frame kit	chrome	acorn	28.75	✳



C8231-26



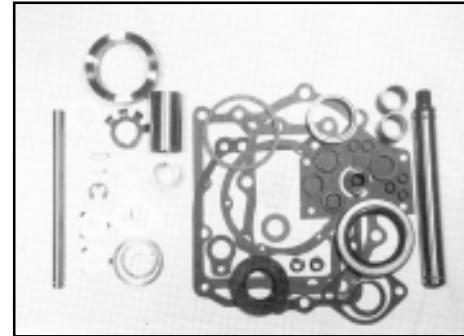
**R2200-36** Transmission gasket set 14.00



**Transmission Rebuild Kit**

**R33031-36KIT** Rebuild kit 420.00


- Kit includes:
- Countershaft
  - Main drive gear bearing race (standard size)
  - Main drive gear bushing
  - Shifter fork shaft
  - Gear bushings
  - All lockwashers etc.
  - Complete gasket and seal set



**Side Cover Studs and Nuts**




<b>R2134-36</b>	Stud, starter cover	park	1.88
<b>C9637-13</b>	Set studs (13)	park	19.38
<b>C3144-13</b>	Set studs (13)	cad	19.38
<b>R0117P</b>	Nut	park	1.19
<b>R0117M</b>	Nut	cad	1.25
<b>R0117C</b>	Nut	chrome	0.94
<b>R0214P</b>	Washer	park	0.50
<b>R0214</b>	Washer	cad	0.50
<b>R0214C</b>	Washer	chrome	0.65



**Side Cover Nut Kits**

Kits include 9 side cover nuts with washers and the clutch arm nut.

<b>C9671-20</b>	Stock nuts	park	10.94
<b>C8113-20</b>	Stock nuts	cad	11.25
<b>C8112-20</b>	Stock nuts	chrome	16.25
<b>C7112-19</b>	Acorn style	chrome	28.75
<b>C8442-19</b>	Cap style	chrome	30.00
<b>C8751-19</b>	Long acorn style	chrome	31.25
<b>C8752-19</b>	Long cap style	chrome	31.25
<b>C8820-9</b>	Allen screws	chrome	23.75
<b>C8820-9-P</b>	Allen screws, polished	chrome	25.00




**C9671-20**



**C7112-19**

**Transmission Filler Plugs**

<b>R2326-36P</b>	Stock plug	park	11.25
<b>R2326-36</b>	Stock plug	cad	11.88
<b>R2326-36C</b>	Stock plug	chrome	16.25
<b>C7351-2</b>	Custom style	chrome	17.50
<b>C8801-2</b>	Custom cap style	chrome	17.50



**R2326-36C**




**C7351-2**



**C8801-2**

**Self tapping oversize plugs, to repair stripped threads**

<b>C8407-1</b>	Stock plug	oversize	cad	13.75
<b>C8406-1</b>	Stock plug	oversize	chrome	18.75
<b>C7156-2</b>	Custom style	oversize	chrome	17.50



**C8406-1**



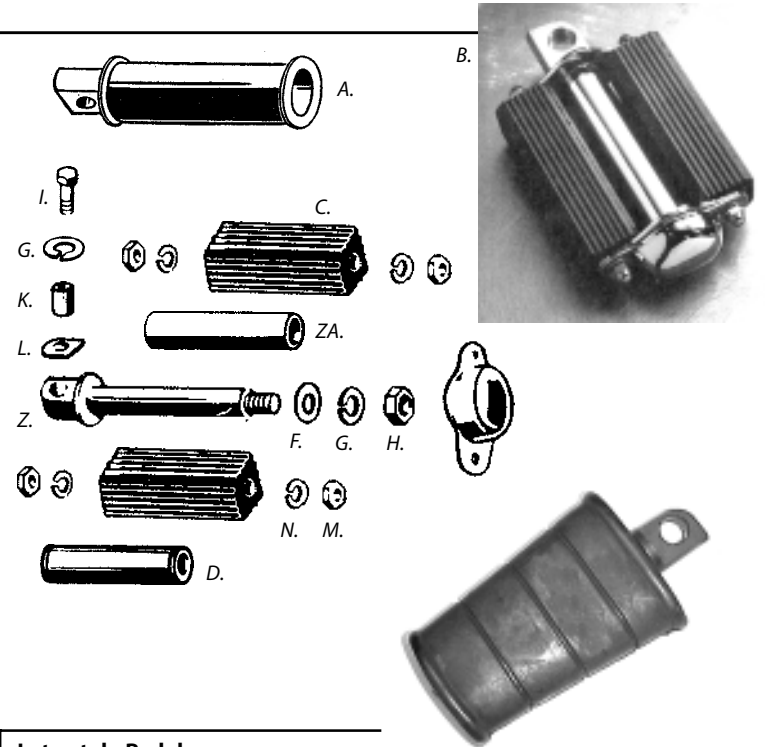
**C7156-2**



# Transmission

## Starter Pedal

A.	<b>2091-16</b>	Starter pedal	military type	n.a.
B.	<b>R2092-16C</b>	Starter pedal	chrome/black rubbers	n.a.
C.	<b>R2092-17</b>	Rubber, pedal	black	10.00 *
"	<b>R2092-17BL</b>	Rubber, pedal	blue	5.00
"	<b>R2092-17G</b>	Rubber, pedal	green	5.00
"	<b>R2092-17R</b>	Rubber, pedal	red	5.00
"	<b>R2092-17W</b>	Rubber, pedal	white	n.a.
D.	<b>2092-42</b>	Steel tube (WPB)	park	6.00 *
"	<b>R2092-42C</b>	Steel tube	chrome	7.00 *
(steel tubes replace rubbers on wartime models)				
	<b>R2093-17P</b>	Rod, pedal rubber	park	10.00 *
	<b>R2093-17</b>	Rod, pedal rubber	cad	10.00 *
Z.	<b>R2095-16</b>	Pedal axle	park	30.00 *
ZA.	<b>R2096-17P</b>	Pedal axle cover	park	8.13 *
"	<b>R2096-17P</b>	Pedal axle cover	park	8.13 *
F.	<b>R0224P</b>	Washer, pedal axle nut	park	0.63 *
G.	<b>R0261P</b>	Lockwasher, axle nut	park	0.25 *
H.	<b>0129</b>	Nut, pedal axle	park	1.50 *
	<b>R2099-29P</b>	End cover	park	12.50 *
	<b>R2099-29</b>	End cover	cad	12.50 *
I.	<b>2100-16</b>	Bolt, pedal dome head	park	8.00 *
"	<b>R2100-16C</b>	Bolt, pedal dome head	chrome	9.38 *
"	<b>R2100-41</b>	Bolt, pedal	zinc	1.00
"	<b>R2100-41C</b>	Bolt, pedal	chrome	1.50
K.	<b>R2101-31</b>	Bushing, pedal pin bolt		1.00 *
L.	<b>R2102-30</b>	Spring washer, pedal pin bolt		0.70 *
M.	<b>R0104P</b>	Nut	park 0.50 *	N. <b>R0254P</b> Lock park 0.25 *
"	<b>R0104</b>	Nut	cad 0.50 *	" <b>R0254</b> Lock zinc 0.20 *
"	<b>R0104C</b>	Nut	chrome 0.75 *	" <b>R0254C</b> Lock chrome 0.38 *



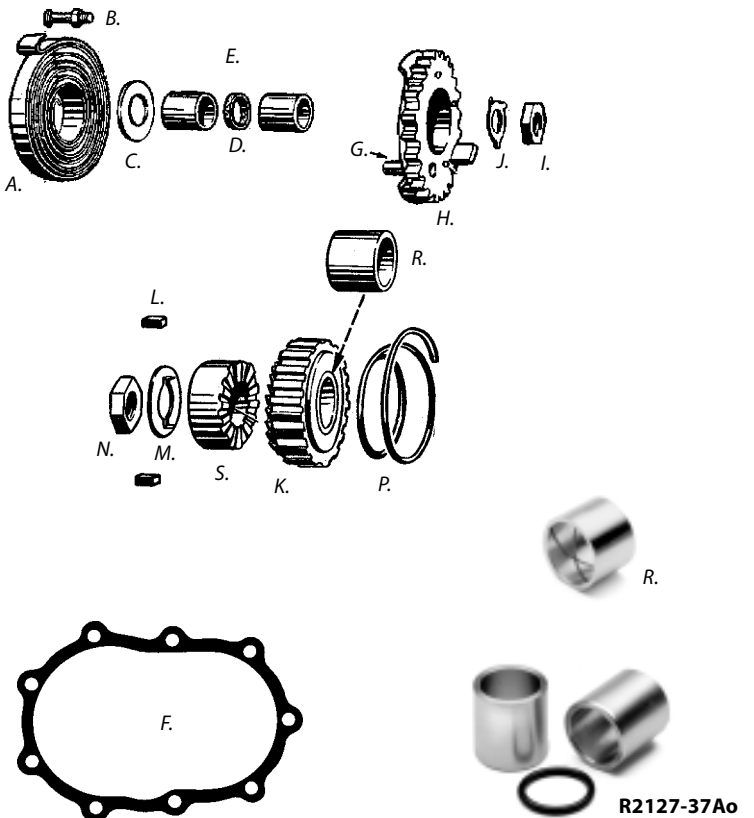
## Late-style Pedal

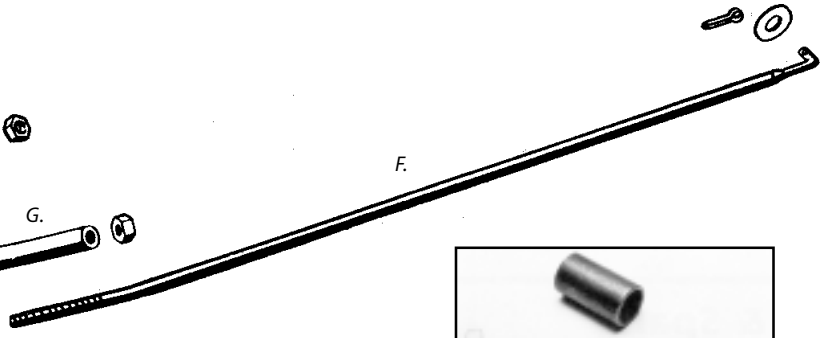
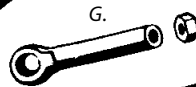
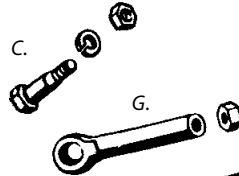
<b>R33175-16A</b>	Starter pedal (no logo)	black	15.00
<b>33182-63A</b>	Replacement rubber	black	32.00 *
	Inscription "Harley-Davidson"		
<b>33182-63TA</b>	Replacement rubber	black	n.a. *
	Inscription "Harley-Davidson"		
<b>R33182-63</b>	Replacement rubber (no logo)		6.00
<b>R33182-63.5pack</b>	5 Replacement rubbers (no logo)		24.00

<b>2095-45</b>	Pedal axle, for block pedal	park	18.00 *
<b>2096-45</b>	Pedal axle spring retainer	park	7.00 *



A.	<b>R2084-36</b>	Spring, starter crank	black	13.00
"	<b>R2084-36C</b>	Spring, starter crank	chrome	12.00
B.	<b>R2086-36P</b>	Stud, starter spring	park	5.63 *
"	<b>R2086-36</b>	Stud, starter spring	cad	5.63 *
"	<b>R2086-36C</b>	Stud, starter spring	chrome	7.50 *
C.	<b>2077-36</b>	Washer, starter crank		5.00 *
"	<b>R2077-36</b>	Washer, starter crank		3.00 *
D.	<b>R2078-37</b>	Oil seal, starter crank		0.80
E.	<b>R2127-37A</b>	Bushing set with seal		8.00 *
"	<b>R2127-37A0</b>	Bushing set with O-ring	O.D. 0.940"	35.00 *
"	<b>R2127-37A0s</b>	Bushing set with O-ring	+ .005"	38.00 *
F.	<b>R2132-36</b>	Gasket, side cover		1.50 *
"	<b>R2132-36.10pack</b>	10 Side cover gaskets		11.00 *
"	<b>R2132-36-X</b>	Gasket, side cover - silicone bead		4.50 *
G.	<b>2143-36A</b>	Pin, crank gear		2.00 *
H.	<b>R2144-36</b>	Gear, starter crank		25.00
"	<b>33350-36T</b>	Gear, starter crank		85.00
I.	<b>7911</b>	Nut, starter crank		5.00
J.	<b>R2080-16</b>	Lockwasher	zinc	1.15
K.	<b>R2155-50</b>	Gear, starter mainshaft	16T	20.00
"	<b>33430-50T</b>	Gear, starter mainshaft	16T	48.00
S.	<b>R2146-39</b>	Starter clutch		17.00
L.	<b>R2147-50</b>	Key, starter clutch		1.30
M.	<b>2149-39</b>	Lockwasher	'39-'48	5.00
"	<b>R2149-39</b>	Lockwasher	'39-'48	1.15
N.	<b>R2274-36</b>	Nut, starter clutch		3.25
O.	<b>R2151-39</b>	Oil deflector	'39-'48	9.00
P.	<b>R2152-36</b>	Spring, starter clutch		1.70 *
R.	<b>R2155-31A</b>	Bushing, starter gear	O.D. 0.924"	28.00 *
"	<b>R2155-31B</b>	Bushing, starter gear	O.D. 0.907"	23.50 *
<b>C3350-7</b>	Pair of clutch release stud bushings			33.75 *

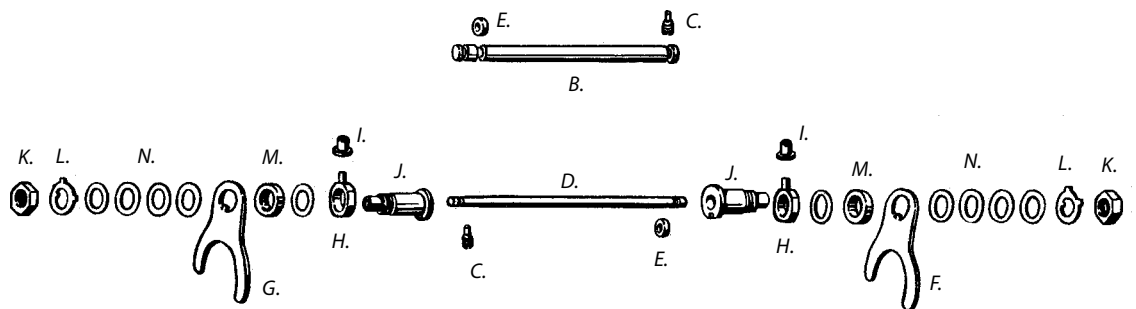
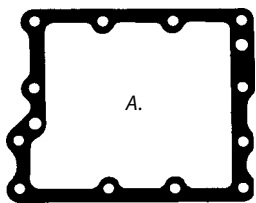
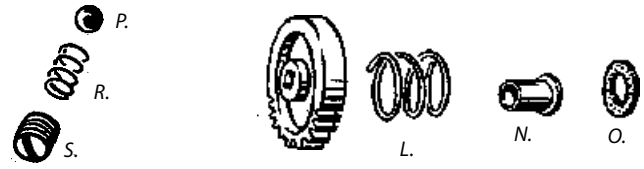




A.	<b>2205-31</b>	Ball, gear shifter	black	n.a.
"	<b>R2205-31B</b>	Ball, gear shifter	brass	n.a.
"	<b>R2205-31C</b>	Ball, gear shifter	chrome	n.a.
	<b>C2581-6</b>	Stud, shifter lever	cad	'37-'38 21.25 €
	<b>2206-37</b>	Stud, shifter lever	park	'37-'46 9.00 €
	<b>2206-37cad</b>	Stud, shifter lever	cad	'37-'46 11.00 €
B.	<b>33775-37</b>	Stud, with bushing	cad	'37-'48 19.00 €
"	<b>R2206-37P</b>	Stud with bushing kit	park	'37-'48 20.00 €
"	<b>R2206-37</b>	Stud with bushing kit	cad	'37-'48 20.00 €
"	<b>R2206-37C</b>	Stud with bushing kit	chrome	'37-'48 25.00 €
	<b>R2207-47</b>	Bushing, shifter lever stud		'47-'48 7.50 €
C.	<b>2225-36</b>	Bolt, shifter rod end	park	n.a. €
"	<b>R2225-36P</b>	Bolt, with nut	park	10.00 €
"	<b>R2225-36</b>	Bolt, with nut	cad	10.00 €
"	<b>R2225-36C</b>	Bolt, with nut	chrome	12.50 €
D.	<b>R2210-36P</b>	Screw, shifter guide	park	'36-'46 3.13 €
"	<b>R2210-36</b>	Screw, shifter guide	cad	'36-'46 3.13 €
"	<b>R2210-36C</b>	Screw, shifter guide	chrome	'36-'46 3.44 €
E.	<b>R054WZ</b>	Bolt, shifter guide	zinc	'47-'48 0.50 €
"	<b>R054WC</b>	Bolt, shifter guide	chrome	'47-'48 1.30 €

F.	<b>R2213-36P</b>	Shift rod	park	n.a. €
"	<b>R2213-36</b>	Shift rod	cad	n.a. €
"	<b>R2213-36C</b>	Shift rod	chrome	n.a. €
G.	<b>R2214-36P</b>	Shift rod end	park	n.a. €
"	<b>R2214-36</b>	Shift rod end	cad	n.a. €
"	<b>R33870-51C</b>	Shift rod end	chrome	17.00 €
"	<b>R2214-36i</b>	Shift rod end	black	6.00 €
	<b>R0117P</b>	Nut	park	1.19 €
	<b>R0117M</b>	Nut	cad	1.25 €
	<b>R0117C</b>	Nut	chrome	0.94 €
	<b>R0259P</b>	Lockwasher	park	0.25 €
	<b>R0259</b>	Lockwasher	zinc	0.25 €
	<b>R0259C</b>	Lockwasher	chrome	0.38 €
	<b>R0207P</b>	Washer	park	0.44 €
	<b>R0290P</b>	Cotter pin	park	0.19 €
	<b>R0290</b>	Cotter pin	zinc	0.15 €

L.	<b>2166-26</b>	Spring, gear shifter		2.20 €
"	<b>R2166-26</b>	Spring, gear shifter		n.a. €
N.	<b>R2242-36C</b>	Bushing, shifter shaft		16.00 €
O.	<b>2245-26</b>	Washer, leather		2.00 €
"	<b>R2245-26</b>	Washer, leather		1.00 €
P.	<b>R2251-36</b>	Ball, cam plunger		1.00 €
R.	<b>2251-36A</b>	Spring, plunger ball		1.50 €
S.	<b>R2251-36B</b>	Cam plunger cap screw	park	n.a. €
	<b>C9983-3</b>	Shifter cam plunger kit		25.62 €




A.	<b>R2261-36</b>	Gasket, shifter cover		1.50 €
"	<b>R2261-36.10pack</b>	10 Shifter cover gaskets		11.00 €
B.	<b>R2244-36</b>	Shaft, shifter cam		16.50 €
C.	<b>2244-36A</b>	Lock screw, shafts		8.00 €
"	<b>R2244-36A</b>	Lock screw, shafts		2.00 €
D.	<b>R2245-36</b>	Shaft, shifter fork		13.50 €
"	<b>R2245-36.5pack</b>	5 Shifter fork shafts		55.00 €
E.	<b>R2245-36A</b>	Oil seal, shafts		0.90 €
"	<b>R2245-36A.10pack</b>	10 Oil seals		7.00 €
F.	<b>R2246-36</b>	Shifting fork, mainshaft		7.00 €
G.	<b>R2247-36</b>	Shifting fork, countershaft		7.00 €
	<b>2247-39</b>	Shifting fork, countershaft, three+reverse		65.00 €
H.	<b>R2248-36</b>	Finger, shifting		13.50 €
I.	<b>2248-39</b>	Roller, shifter finger	'39-'48	n.a. €
"	<b>R2248-39</b>	Roller, shifter finger	'39-'48	1.50 €
J.	<b>R2249-36</b>	Bushing, shifting fork		12.50 €
K.	<b>2250-33</b>	Nut, shifter fork bushing		n.a. €
"	<b>R2250-33</b>	Nut, shifter fork bushing		3.00 €
L.	<b>2251-33</b>	Lockwasher		2.00 €
"	<b>R2251-33</b>	Lockwasher		1.15 €
M.	<b>2253-33</b>	Washer	.083"	2.00 €
"	<b>R2253-33</b>	Washer	.093"	1.25 €
N.	<b>R2253-33A</b>	Shim, spacer	.014"	0.80 €
"	<b>R2253-33B</b>	Shim, spacer	.007"	0.80 €

# Transmission

## Transmission Top Cover Screws

A.	<b>R2268-36P</b>	Screw, top cover	short	park	1.25 ☼
"	<b>R2268-36</b>	Screw, top cover	short	cad	1.44 ☼
"	<b>R2268-36C</b>	Screw, top cover	short	chrome	1.88 ☼
B.	<b>R1523-32P</b>	Screw, top cover	long	park	3.75 ☼
"	<b>1523-32CAD</b>	Screw, top cover	long	cad	3.50 ☼
"	<b>R1523-32</b>	Screw, top cover	long	cad	3.75 ☼
"	<b>R1523-32C</b>	Screw, top cover	long	chrome	5.00 ☼
C.	<b>R2265-36P</b>	Vent nipple		park	4.06 ☼
"	<b>R2265-36</b>	Vent nipple		cad	4.06 ☼
"	<b>R2265-36C</b>	Vent nipple		chrome	5.00 ☼



**M1421T** Tap 1/4"-24 for top cover screws 7.00 ☼

## Transmission Top Cover Screw Kits

Kits include 10 short screws, 2 long screws and 1 vent screw

<b>C9620-13</b>	Screw kit	park	20.00 ☼
<b>C9613-13</b>	Screw kit	cad	20.00 ☼
<b>C9612-13</b>	Screw kit	chrome	27.50 ☼

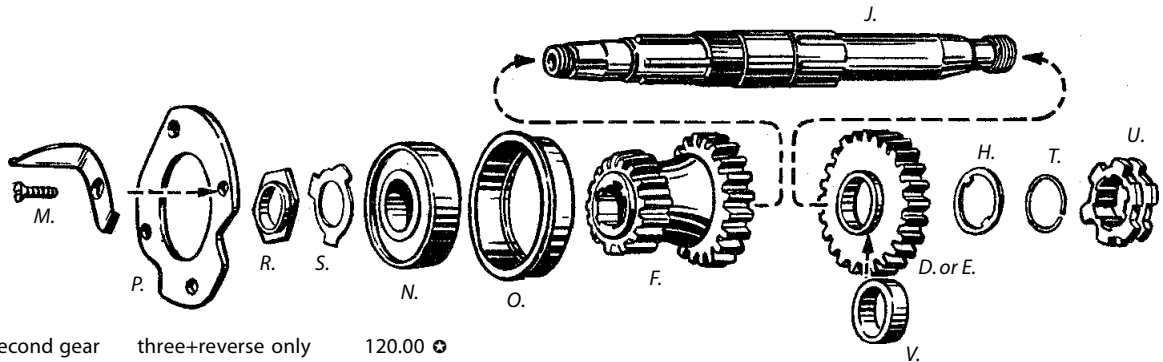


## Heli-Coil® thread repair, 1/4"-24 thread

<b>H5540-4</b>	Heli-coil repair kit for top cover screws	125.00 ☼
( includes 12 inserts, tap and installation tool, order drill separately )		
<b>HR389-4</b>	Set Heli-coil inserts only (12)	25.00 ☼
<b>M6117D</b>	Drill, use with repair kit 17/64"	n.a. ☼

**R96384-39** Shift fork tool '39-'78 175.00 ☼  
To set and align shifter forks.



**R1008-TS** Transmission stand 160.00 ☼  
To clamp transmission in vise during rebuild.



## Mainshaft

**D. 2295-36** Second gear three+reverse only 120.00 ☼

**E. 35306-59T** Third gear 24T 4-speed 95.00

" **R35306-59CR** Third gear 23T for close ratio 4-speed 31.00

**F. 35282-59** Low and second gear 4-speed 195.00 ☼

" **R35282-59** Low and second gear 4-speed n.a.

(these 2 gears are '59 and later style gears, both gears must be late style to fit)

**H. 2297-36A** Retaining washer standard .063" 9.50 ☼

" **R2297-36A** Retaining washer standard .063" 4.00 ☼

" **R2297-36A.048** Retaining washer undersize .048" 4.25 ☼

" **R2297-36A.053** Retaining washer undersize .053" 4.25 ☼

" **R2297-36A.058** Retaining washer undersize .058" 4.25 ☼

" **R2297-36A.068** Retaining washer oversize .068" 4.25 ☼

" **R2297-36A.073** Retaining washer oversize .073" 4.25 ☼

" **R2297-36A.078** Retaining washer oversize .078" 4.25 ☼

" **R2297-36A.083** Retaining washer oversize .083" 4.25 ☼

**J. R2272-50** Mainshaft '38-'48 n.a. ☼

**R37436-36** Bushing, mainshaft ends 1.75

**R37436-36.5pack** 5 Bushings 7.00

**M. R2268-36** Screw, plate 1.44 ☼

**N. R2280-36** Ball bearing 18.00

**O. R2161-36** Housing 37.00 ☼

**P. R2162-36A** Plate, retaining 14.50

**R. 2281-36A** Nut 16.00 ☼

" **R2281-36A** Nut 5.00

**S. 2281-40A** Lockwasher 4.00 ☼

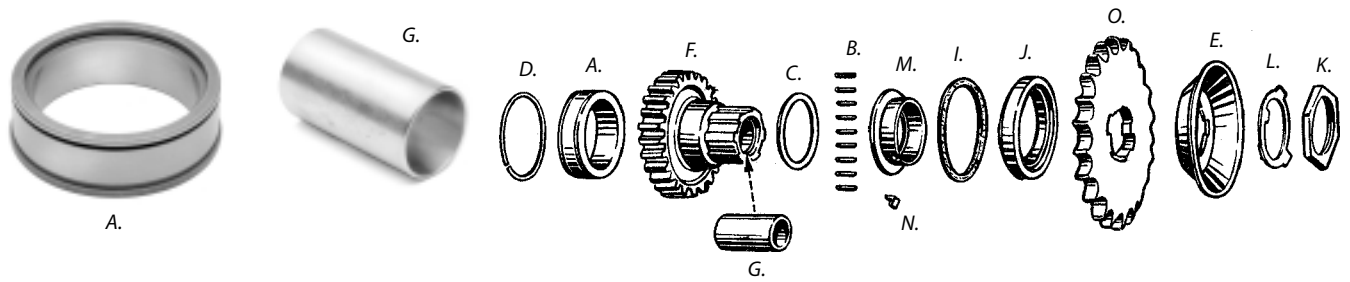
" **R2281-40A** Lockwasher 1.25

**T. R2297-36B** Lock ring 0.95 ☼

**U. 2298-38A** Shifter clutch '38-'48 85.00 ☼

" **R2298-38A** Shifter clutch '38-'48 18.00

**V. R2299-38** Bushing '38-'48 18.50 ☼



**Main Drive Gear**

**Transmission main bearing race**

- Standard race O.D. is 2.314"  
- Standard race I.D. is 1.8802"

A.	<b>R2284-37</b>	Bearing race	Standard	<b>Eastern Parts</b>	49.00 ☺
"	<b>R2284-37jims</b>	Bearing race	Standard		110.00 ☺
"	<b>R2284-37.002</b>	Bearing race	Oversize O.D. +.002		112.00 ☺
"	<b>R2284-37.005</b>	Bearing race	Oversize O.D. +.005		112.00 ☺
"	<b>R2284-37.010</b>	Bearing race	Oversize O.D. +.010		112.00 ☺




**Roller, main drive gear - also available in 100-packs**

B.	<b>R2289-36</b>	Standard	.125"x.615"		0.30 ☺
"	<b>R2289-36F</b>	O.S. +.0004"			0.30 ☺
"	<b>R2289-36KA</b>	O.S. +.0008"			0.30 ☺
"	<b>R2289-36MA</b>	O.S. +.0010"			0.30 ☺
"	<b>R2289-36MA2</b>	O.S. +.0020"			0.30 ☺



**R95660-42** Transmission oil seal tool 385.00 ☺

Use to install and remove main seal in all '36-'76 4-speed transmissions. This tool will push the seal in as flat and straight as possible to .050" below housing for a no leak fit.



**R96710-77** Transmission lapping tool 540.00 ☺

Use to lap main drive gear bearing race to size and in line with mainshaft roller bearing, also fits Sportsters.

**R96710-80** Combination kit 895.00 ☺

Same as above, but also includes motor case lapping tools for use on all Big Twins, Sportsters and 750cc models.

C.	<b>R2290-36H</b>	Thrustwasher	undersize	.040"	5.50 ☺
"	<b>R2290-36G</b>	Thrustwasher	undersize	.045"	5.50 ☺
"	<b>R2290-36E</b>	Thrustwasher	undersize	.050"	5.50 ☺
"	<b>R2290-36F</b>	Thrustwasher	undersize	.055"	5.50 ☺
"	<b>R2290-36</b>	Thrustwasher	standard	.060"	5.50 ☺
"	<b>R2290-36B</b>	Thrustwasher	oversize	.065"	5.50 ☺
"	<b>R2290-36C</b>	Thrustwasher	oversize	.070"	5.50 ☺
"	<b>R2290-36D</b>	Thrustwasher	oversize	.080"	5.50 ☺
"	<b>R2290-36set</b>	Thrustwasher	set of 4	.060" - .080"	18.00 ☺

D.	<b>2284-36A</b>	Retaining ring			9.50 ☺
"	<b>R2284-36A</b>	Retaining ring			1.50 ☺
E.	<b>R2290-39</b>	Oil deflector		'39-'48	12.00 ☺
F.	<b>R35065-65B</b>	Main drive gear			85.00
G.	<b>R35094-65</b>	Bushing	early style	<b>JIMS</b>	38.50 ☺
"	<b>R2297-31</b>	Bushing	early style		25.00 ☺
"	<b>R35094-65A</b>	Bushing	late style		9.00
"	<b>R12013A</b>	Oil seal, main drive gear			2.50 ☺

I.	<b>R2163-36B</b>	Cork washer, oil seal			1.50 ☺
J.	<b>R2163-36</b>	Oil seal, double lip			4.50 ☺

K.	<b>R2335-36</b>	Locknut, sprocket			15.63 ☺
L.	<b>R2337-36</b>	Washer, locknut			1.50
M.	<b>R2339-37</b>	Spacer, main gear		'37-'48	24.00 ☺
N.	<b>R2339-38</b>	Key, main gear spacer		'38-'48	1.50 ☺

O.	<b>R2035-36</b>	Mainshaft sprocket	22 T		13.00
"	<b>R35212-41</b>	Mainshaft sprocket	23 T		15.00
"	<b>R35213-41</b>	Mainshaft sprocket	24 T		15.00
"	<b>R35214-41</b>	Mainshaft sprocket	25 T		16.00
"	<b>R35215-41</b>	Mainshaft sprocket	26 T		16.00

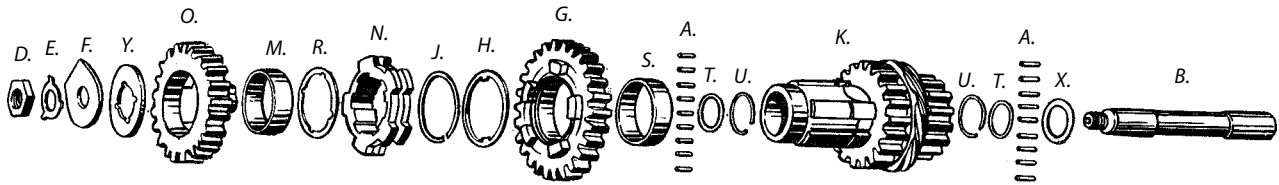


**R1005** Main drive gear tool 92.50 ☺

Use to install and remove the main drive gear bushing.

# Transmission

## Countershaft



### Bearing roller, countershaft - also available in 100-packs

A.	<b>R2289-36</b>	Standard	0.125" x .615"	0.30	⊕
"	<b>R2289-36F</b>		+0.0004"	0.30	⊕
"	<b>R2289-36KA</b>		+0.0008"	0.30	⊕
"	<b>R2289-36MA</b>		+0.0010"	0.30	⊕
"	<b>R2289-36MA2</b>		+0.0020"	0.30	⊕

B.	<b>35614-65</b>	Countershaft		65.00	⊕
"	<b>R35614-65</b>	Countershaft		27.00	⊕
"	<b>R35614-65jims</b>	Countershaft		45.00	⊕
	<b>R11115</b>	O-ring, countershaft		0.55	⊕
D.	<b>7911</b>	Nut		5.00	
E.	<b>R2080-16</b>	Lockwasher		1.15	
F.	<b>2300-36A</b>	Lockplate		3.50	⊕
"	<b>R2300-36A</b>	Lockplate		3.45	⊕
G.	<b>2301-36</b>	Countershaft second gear	21T	175.00	⊕
"	<b>35751-36T</b>	Countershaft second gear	21T	75.00	
H.	<b>2302-36A</b>	Washer, gear retaining		8.00	⊕
"	<b>R2302-36A</b>	Washer, gear retaining		4.50	⊕
J.	<b>2302-36B</b>	Spring lock ring		5.00	⊕
"	<b>R2302-36B</b>	Spring lock ring		1.20	⊕
K.	<b>35713-36T</b>	Countershaft gear, 4-speed	15T + 17T	225.00	
"	<b>R35713-36T</b>	Countershaft gear, 4-speed	15T + 17T	85.00	
"	<b>35703-69</b>	Countershaft gear, three speed+reverse		285.00	
		(This gear has 1969-up speedo drive gear, replace with correct year gear)			
L.	<b>R2301-36C</b>	Speedo drive gear	7T	n.a.	
M.	<b>R2297-36E</b>	Bushing, low or reverse gears		7.00	⊕
N.	<b>R2298-36B</b>	Shifter clutch, countershaft		19.00	
O.	<b>2304-36</b>	Countershaft low gear	26T	215.00	⊕
		(includes bushing)			

R.	<b>2304-36B</b>	Bearing washer		16.00	⊕
"	<b>R2304-36B</b>	Bearing washer		3.50	
S.	<b>2304-36D</b>	Bushing		n.a.	⊕
"	<b>R2304-36D</b>	Bushing		6.50	⊕
T.	<b>2307-36</b>	Retaining washer		9.00	⊕
"	<b>R2307-36</b>	Retaining washer		3.50	⊕
U.	<b>2307-36A</b>	Lockring, roller retaining washer		5.00	⊕
"	<b>R2307-36A</b>	Lockring, roller retaining washer		1.50	⊕
V.	<b>R2145-36</b>	Starter gear bumper plate		3.00	
W.	<b>1864B</b>	Screw, bumper plate		1.00	⊕

X.	<b>R2308-36A</b>	Thrustwasher	standard	.060"	3.60	⊕
"	<b>R2308-36A.050</b>	Thrustwasher	undersize	.050"	3.75	⊕
"	<b>R2308-36A.055</b>	Thrustwasher	undersize	.055"	3.75	⊕
"	<b>R2308-36A.065</b>	Thrustwasher	oversize	.065"	3.75	⊕
"	<b>R2308-36A.070</b>	Thrustwasher	oversize	.070"	3.75	⊕



Y.	<b>R2308-36H.050</b>	Gear end washer		.050"	4.50	⊕
"	<b>R2308-36H.055</b>	Gear end washer		.055"	4.50	⊕
"	<b>R2308-36H.060</b>	Gear end washer		.060"	4.50	⊕
"	<b>R2308-36H.065</b>	Gear end washer		.065"	4.50	⊕
"	<b>R2308-36H.070</b>	Gear end washer		.070"	4.50	⊕
"	<b>R2308-36H.074</b>	Gear end washer		.074"	4.50	⊕
"	<b>R2308-36H.078</b>	Gear end washer		.078"	4.50	⊕
"	<b>R2308-36H.082</b>	Gear end washer		.082"	4.50	⊕
"	<b>R2308-36H.085</b>	Gear end washer		.085"	4.50	⊕
"	<b>R2308-36H.090</b>	Gear end washer		.090"	4.50	⊕
"	<b>R2308-36H.095</b>	Gear end washer		.095"	4.50	⊕
"	<b>R2308-36H.100</b>	Gear end washer		.100"	4.50	⊕
"	<b>R2308-36H.105</b>	Gear end washer		.105"	4.50	⊕
"	<b>R2308-36H.110</b>	Gear end washer		.110"	4.50	⊕
"	<b>R2308-36H.115</b>	Gear end washer		.115"	4.50	⊕
"	<b>2308-36H</b>	Set gear end washers (7)		.074"- .100"	58.00	⊕
"	<b>R2308-36H</b>	Set gear end washers (7)		.074"- .100"	28.00	⊕

Z.	<b>2314-36</b>	Bushing, starter side			19.00	⊕
"	<b>R2314-36</b>	Bushing, starter side			11.50	⊕
"	<b>R2314-36os</b>	Bushing, starter side oversize+0.005"			12.00	⊕
AA.	<b>2314-36A</b>	Bushing, clutch side			19.00	⊕
"	<b>R2314-36A</b>	Bushing, clutch side			11.50	⊕
"	<b>R2314-36Aos</b>	Bushing, clutch side oversize+0.005"			12.00	⊕

AB.	<b>R2307-36D</b>	Gasket, end cap			1.10	
AC.	<b>R2307-36E</b>	End cap, countershaft			8.50	
	<b>R016Z</b>	Screw			0.30	⊕
	<b>R0351</b>	Lockwasher			0.20	⊕


<b>R1050</b>	Transmission stud installer tool	67.50	⊕
<b>R1700</b>	Mainshaft clutch gear puller	345.00	⊕

Pulls clutch gear from mainshaft without damage to shaft or gear.  
4-speed Big Twins with kick starter.

<b>R12733-41</b>	Socket, mainshaft nut (2281-36A)	36.00	
------------------	----------------------------------	-------	--



R1050




R1700



**Clutch Bracket Mounting Kit**

Includes bolts and nuts to mount bracket to frame and jiffy stand to bracket.

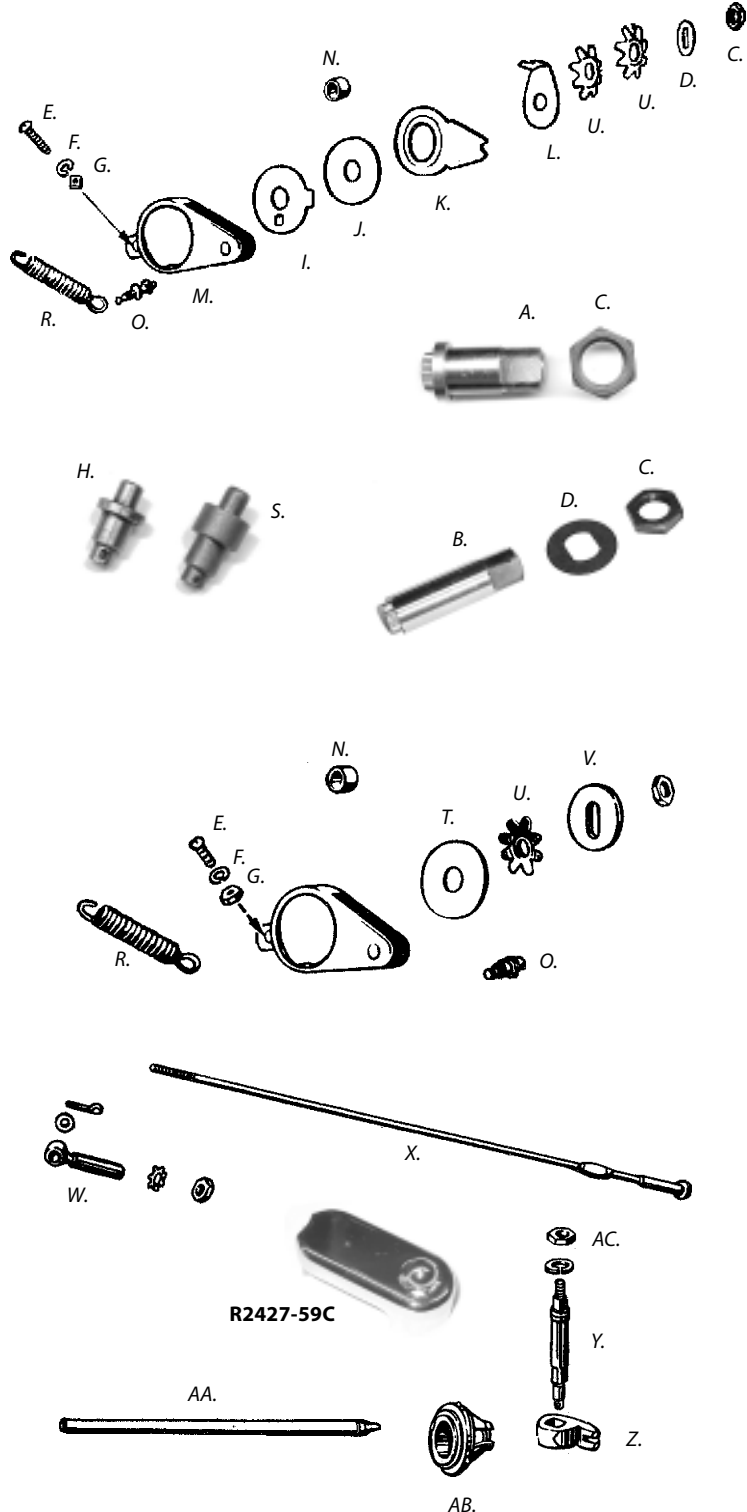
<b>C3043-18</b>	Mounting kit	plain heads	park	25.00 €
<b>C9619-18</b>	Mounting kit	"cp" heads	park	28.13 €
<b>C9618-18</b>	Mounting kit	"cp" heads	cad	28.13 €
<b>C9617-18</b>	Mounting kit		chrome	33.75 €



C9619-18

**Clutch Pedal Parts**

A.	<b>R2430-40</b>	Shaft, with nut		'36-'40	22.50 €
B.	<b>R2430-41</b>	Shaft, with nut		'41-'48	22.50 €
(to repair worn pedal, must be welded)					
C.	<b>0142</b>	Nut	park	'36-'48	3.00 €
D.	<b>R2419-36B</b>	Lockwasher		'36-'48	2.75 €
E.	<b>R051P</b>	Screw, cover	park		1.44 €
"	<b>R051</b>	Screw, cover	cad		1.50 €
"	<b>R051C</b>	Screw, cover	chrome		2.63 €
F.	<b>R0256P</b>	Lockwasher	park		0.25 €
"	<b>R0256</b>	Lockwasher	zinc		0.25 €
"	<b>R0256C</b>	Lockwasher	chrome		0.38 €
G.	<b>0108</b>	Nut	park		1.50 €
"	<b>R0108P</b>	Nut	park		1.13 €
"	<b>R0108M</b>	Nut	cad		1.19 €
"	<b>R0108C</b>	Nut	chrome		0.88 €
H.	<b>2413-38</b>	Stud, clutch pedal		'38-'40	3.00 €
I.	<b>2416-36</b>	Disc, steel friction	park	'36-'40	22.50 €
J.	<b>R2417-36</b>	Disc, friction, moulded		'36-'40	4.00 €
K.	<b>R2417-36B</b>	Disc, bracket		'36-'40	15.00 €
L.	<b>2419-36A</b>	Washer, flat, friction	park	'36-'40	19.50 €
M.	<b>R2409-36BC</b>	Cover, foot lever	chrome	'36-'48	n.a.
N.	<b>2410-36A</b>	Bushing ('41-'48 use 2)	oilite	'36-'48	11.00 €
"	<b>R2410-36A</b>	Bushing ('41-'48 use 2)		'36-'48	6.88 €
	<b>C2550-2</b>	Bushing installing tool			17.50 €
O.	<b>C2544-1</b>	Stud, bracket spring		'36-'39	10.63 €
"	<b>2411-40</b>	Stud, bracket spring		'40-'48	5.00 €
"	<b>R2411-40</b>	Stud, bracket spring		'40-'48	3.00 €
P.	<b>0129</b>	Nut, spring stud	park		1.50 €
"	<b>R0129P</b>	Nut, spring stud	park		1.44 €
"	<b>R0129</b>	Nut, spring stud	cad		1.56 €
"	<b>R0129C</b>	Nut, spring stud	chrome		1.75 €
R.	<b>2412-36</b>	Spring, clutch lever		'36-'48	14.50 €
S.	<b>R2413-41</b>	Stud, clutch lever		'41-'48	14.38 €
T.	<b>R2417-41</b>	Friction disc		'41-'48	4.00 €
U.	<b>R2419-36</b>	Washer, spring	zinc	'36-'48	3.50
"	<b>R2419-36.10pack</b>	10 Spring washers		'36-'48	25.50
V.	<b>R2419-41P</b>	Washer, lever shaft	park	'41-'48	10.00 €
W.	<b>R2422-36P</b>	End, release rod	park	'36-'48	n.a. €
"	<b>R2422-36</b>	End, release rod	cad	'36-'48	n.a. €
"	<b>R2422-36C</b>	End, release rod	chrome	'36-'48	n.a. €
X.	<b>R2425-36P</b>	Pull rod	park	'36-'48	n.a. €
"	<b>R2425-36</b>	Pull rod	cad	'36-'48	n.a. €
	<b>R0105AZ</b>	Nut, pull rod	zinc		0.50 €
	<b>R0354</b>	Lockwasher	zinc		0.20 €
Y.	<b>R2430-38</b>	Stud, release lever		'38-'48	19.00
	<b>C3350-7</b>	Pair of clutch release stud bushings			33.75 €
Z.	<b>R2436-39</b>	Finger, clutch release		'39-'48	n.a.
AA.	<b>R2446-38</b>	Pushrod		'39-'48	20.00
"	<b>37285-41</b>	Pushrod for '75-up style bearing		'38-'48	43.00
	<b>R37312-kit</b>	Bearing kit, '75-up type			13.00
	<b>R37228-75</b>	Oil slinger for '75-up style bearing			6.50
AB.	<b>R2448-39</b>	Bearing		'39-'48	28.00
	<b>R2427-59C</b>	Cover, clutch arm (accessory)	chrome		13.00
AC.	<b>R0133P</b>	Nut	park		1.63 €
"	<b>R0133</b>	Nut	cad		1.69 €
"	<b>R0133C</b>	Nut	chrome		1.88 €



# Clutch

## Clutch Hub

	<b>37550-41B</b>	Hub, clutch complete	'41-'48	345.00	✳
A.	<b>R2472-41i</b>	Hub, clutch, without bearing	'41-'48	50.00	
B.	<b>R2470-15</b>	Key, clutch hub	'36-'48	1.50	
"	<b>R2470-15.10pack</b>	10 Clutch hub keys	'36-'48	10.00	
C.	<b>R2472-41B</b>	Ball, hub bearing	'41-'48	0.20	
D.	<b>R2473-41</b>	Retainer & roller kit	'41-'48	17.50	✳
	<b>R9540A</b>	Set rollers only 0.219"	'41-'48	6.00	✳
	<b>R9541A</b>	Set rollers, oversize +.0001"	'41-'48	n.a.	
	<b>R9542A</b>	Set rollers, oversize +.0010"	'41-'48	6.00	✳
E.	<b>R2474-44</b>	Spring, bearing plate	'41-'48	0.50	✳
"	<b>R2474-44.10pack</b>	10 Springs	'41-'48	4.00	✳
F.	<b>R2475-41</b>	Plate, hub bearing	'41-'48	7.00	✳
"	<b>R2475-41.10pack</b>	10 Bearing plates	'41-'48	42.00	✳
G.	<b>R2477-41</b>	Stud, inner drive hub	'41-'48	7.00	
H.	<b>R2478-41</b>	Pin, inner drive hub	'41-'48	3.75	✳

I.	<b>2275-41</b>	Nut, clutch hub	early style	24.00	✳
"	<b>R2275-41E</b>	Nut, clutch hub	early style	9.00	
"	<b>37496-65</b>	Nut, clutch hub	late style	24.00	✳
"	<b>R2275-41L</b>	Nut, clutch hub	late style	8.00	

Late type nut must be used with **R12014** oil seal (not included)

K.	<b>R2471-41</b>	Lockwasher, hub nut	'41-'48	1.40	
"	<b>R2471-41.10pack</b>	10 Hub nut lockwashers		9.00	
L.	<b>R12014</b>	Oil seal, clutch hub nut	'41-'48	2.00	
M.	<b>R2459-41</b>	Spring, push rod seal	'41-'48	3.44	✳
N.	<b>R2461-36</b>	Oil seal, push rod	'36-'48	2.50	
ZA.	<b>R2481-41</b>	Disc, clutch friction	'41-'48	13.00	
ZB.	<b>R2481-41B</b>	Disc, sprung	'41-'48	n.a.	
O.	<b>2482-41</b>	Lining only, friction disc	'41-'48	7.00	✳
P.	<b>R2483-41</b>	Lining, hub, with rivets	'41-'48	9.00	✳
R.	<b>2484-41</b>	Set linings + rivets	'41-'48	45.00	✳
"	<b>R2484-41</b>	Set linings + rivets	'41-'48	44.00	✳
	<b>R2485-12</b>	Rivet, clutch disc	'41-'48	0.35	✳
	<b>R2485-41</b>	Rivet, hub lining	'41-'48	0.20	✳
	<b>2485-41A</b>	Rivet, sprung disc	'41-'48	0.20	✳

S.	<b>37975-81T</b>	Steel disc, without buffers	'41-'48	11.50	
"	<b>R2487-41</b>	Steel disc, with buffers	'41-'48	14.00	
T.	<b>R2488-41</b>	Buffers, steel disc (3)	'41-'48	7.00	

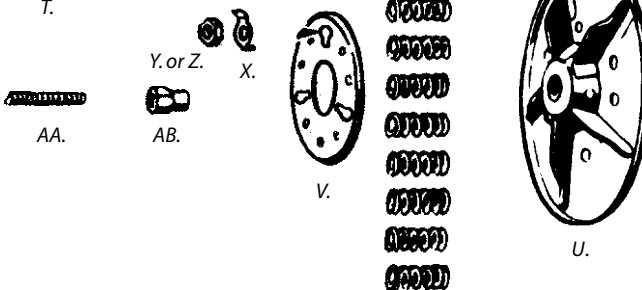
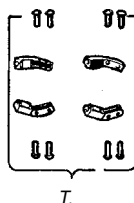
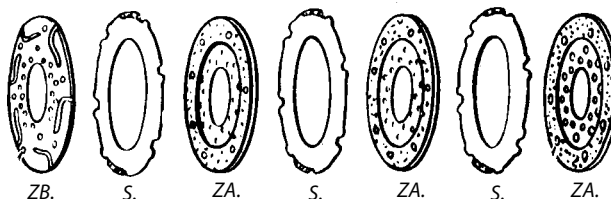
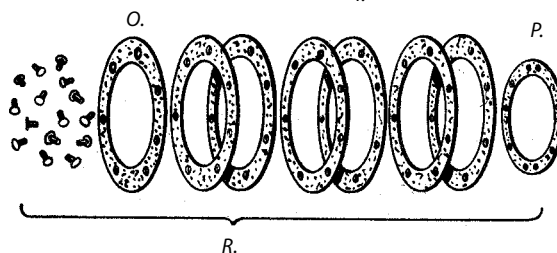
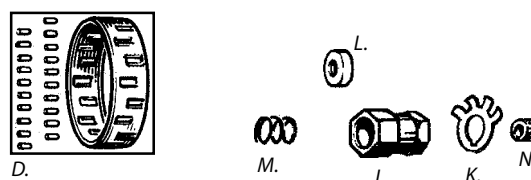
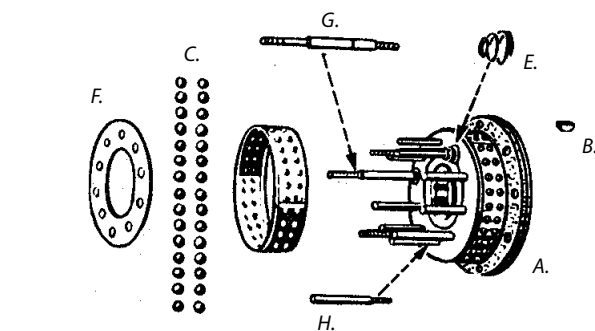
U.	<b>R2479-41</b>	Disc, clutch releasing	'41-'48	20.00	
V.	<b>2505-47</b>	Plate, clutch pressure	'41-'48	16.00	✳
"	<b>R2505-47</b>	Plate, clutch pressure	'41-'48	7.00	✳

Both are '47-up style, use with 2476-47 nuts (notched)

W.	<b>R2511-41</b>	Spring, clutch	'41-'48	1.50	
"	<b>R2511-41A</b>	Set of springs (10)	'41-'48	10.00	
X.	<b>R2512-41A</b>	Lockwasher	'41-'46	1.30	
Y.	<b>R0117A</b>	Nut, hub stud	'41-'46	1.44	✳
Z.	<b>37581-47</b>	Nut, hub stud	'47-'48	2.50	✳
"	<b>37581-47.10pack</b>	10 Nuts, hub stud	'47-'48	22.00	✳
"	<b>R2476-47</b>	Nut, hub stud	'47-'48	2.00	✳
AA.	<b>2463-41</b>	Screw, adjusting	'41-'48	8.00	✳
"	<b>R2463-41</b>	Screw, adjusting	'41-'48	3.70	✳
AB.	<b>2465-41</b>	Nut, adjusting screw	'41-'48	4.00	✳
"	<b>R2465-41</b>	Nut, adjusting screw	'41-'48	2.50	✳



<b>C2452-2</b>	Adjusting nut & lockwasher	'36-'40	37.50	✳
<b>C2741-2</b>	Adjusting nut & lockwasher, undersize threads		38.75	✳
<b>R2275-37</b>	Clutch hub nut, mainshaft	'36-'40	46.88	✳



## Clutch and brake pedal pads

Exact reproduction of original style pads. Bolt - on type.			
<b>R11791-45</b>	Set of 3 pedal pads	black	17.00
<b>R11791-45.5pack</b>	5 Sets	black	65.00

Clutch/brake pedal pad, slip over type, all models.			
<b>R36954-62</b>	Pedal pad	black	3.50
<b>R36954-62.10pack</b>	10 Pedal pads	black	28.00



**Clutch Tools**

- R1004A** Clutch hub puller 135.00 €  
 Also removes:  
 - 3, 5 and 10 stud clutch hubs  
 - 750cc model clutch hub  
 - Big Twin alternator cover  
 - Sportster transmission sprocket  
 - Big Twin motor sprocket  
 - Sportster clutch early and late  
 - and many more



- R95960-52C** Clutch hub puller '41-'90 132.50 €  
 Use to remove Big Twin dry and wet clutch, 4 bolts included.

- R2245** Clutch lock plate '41-'84 122.50 €  
 Use to lock clutch shell to clutch hub, for removing or installing clutch hub nut. Use with tool **R2316** to lock primary.



- R2316** Primary locking bar 42.50 €  
 (fits between sprockets)




- R2234** Locking tool black delrin 75.00 €  
 Fits between motor sprocket and primary chain.




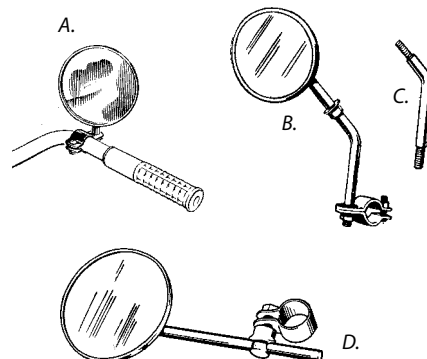
**Safety Guard Mounting**

- C9532-13** Rear safety guard mounting kit park 43.75 €  
**C9531-13** Rear safety guard mounting kit cad 43.75 €  
**C9530-13** Rear safety guard mounting kit chrome 51.25 €  
*E.* **R6036-37P** Lower bolt only park 19.38  
 " **R6036-37** Lower bolt only cad 20.00  
 " **R6036-37C** Lower bolt only chrome 20.63  
  
*F.* **R13051-36** U-bolt, front safety guard park 15.00 €  
 " **R13051-36C** U-bolt, front safety guard chrome 17.50 €  
  
**R13022-48** Spacer, front guard 1948 park 6.88 €

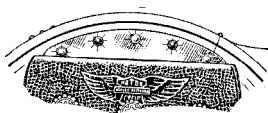


**Rear View Mirrors**

- A.* **R11350-34BL** Mirror, short model black n.a. €  
**R11350-34XL** Mirror, bent stem black n.a. €  
*B.* **R11350-41M** Mirror with extension black n.a. €  
*C.* **R11350-41MA** Extension only n.a. €  
**R11350-41MH** Replacement mirror head only n.a. €  
  
*D.* **R11350-42C** Mirror, with clamp chrome 10.00  
 " **91870-34T** Mirror, with clamp "Harley-Davidson" 65.00



- R11787-XC** Set of saddlebag plates '34-'57 n.a. €  
 To mount saddlebags directly to fender, 4 hole style chrome  
**C8205-8** Mounting kit, special studs and nuts 33.75 €



## Fork Parts

A.	<b>R2634-36</b>	Top nut	park	5.00	✪
"	<b>R2634-36C</b>	Top nut	chrome	5.63	✪
B.	<b>2634-30</b>	Retaining nut	park	14.00	✪
"	<b>R2634-30P</b>	Retaining nut	park	7.50	✪
"	<b>R2634-30</b>	Retaining nut	cad	7.81	✪
"	<b>R2634-30C</b>	Retaining nut	chrome	8.13	✪
	<b>C2815-2</b>	Set of 4 upper nuts	park/park	20.63	✪
	<b>C7613-2</b>	Set of 4 upper nuts	cad/chrome	25.00	✪
	<b>C2921-2</b>	Set of 4 upper nuts	chrome/chrome	27.50	✪
	<b>C2987-4</b>	Set of 4 - early style	park/park	22.50	✪
	<b>C2986-4</b>	Set of 4 - early style	cad/chrome	26.25	✪

### Fork Springs

C.	<b>R2618-30A</b>	Spring	upper outer	park	8.00
"	<b>R2618-30AB</b>	Spring	upper outer	black	9.00
"	<b>R2618-30AC</b>	Spring	upper outer	chrome	14.00
D.	<b>R2620-37</b>	Spring	lower outer	park	n.a.
"	<b>R2620-37B</b>	Spring	lower outer	black	n.a.
"	<b>R2620-37C</b>	Spring	lower outer	chrome	20.00
E.	<b>R2622-30</b>	Spring	upper inner	park	7.00
"	<b>R2622-30B</b>	Spring	upper inner	black	8.00
"	<b>R2622-30C</b>	Spring	upper inner	chrome	12.00
F.	<b>R2622-36</b>	Spring	lower inner	park	7.00
"	<b>R2622-36B</b>	Spring	lower inner	black	8.00
"	<b>R2622-36C</b>	Spring	lower inner	chrome	12.00

Note: Inner springs are C-arc'd (bent) as original to prevent rattling.

Lower inner springs are slightly taller than upper inner springs.

Extra long ( ± 14 cm ) lower inner spring, sidecar models.

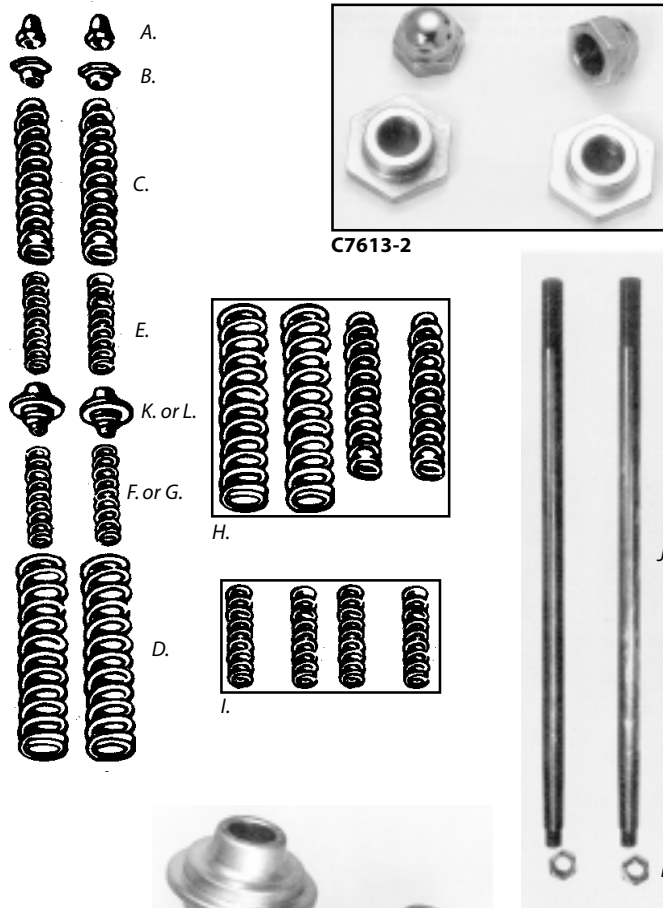
G.	<b>R2621-39C</b>	Spring	lower inner	chrome	n.a.
----	------------------	--------	-------------	--------	------

### Fork Spring Sets

H.	<b>R2617-37PAR</b>	Set outer fork springs (4) parkerized	n.a.
"	<b>R2617-37BL</b>	Set outer fork springs (4) black	n.a.
"	<b>R2617-37CHR</b>	Set outer fork springs (4) chrome	60.00

I.	<b>R2619-37PAR</b>	Set inner fork springs (4) parkerized	25.00
"	<b>R2619-37BL</b>	Set inner fork springs (4) black	30.00
"	<b>R2619-37CHR</b>	Set inner fork springs (4) chrome	45.00

J.	<b>R2631-36</b>	Rod, spring	park	'36-'48	26.25	✪
K.	<b>R2632-31P</b>	Bushing, spring rod	park	'36-'45	23.75	✪
"	<b>R2632-31</b>	Bushing, spring rod	cad	'36-'45	23.75	✪
L.	<b>R14007-45</b>	Pair of rod bushings (2)	black	'46-'48	50.00	✪
M.	<b>R14008-45</b>	Retainer plate	black	'46-'48	42.50	✪
N.	<b>2633-30A</b>	Nut, spring rod, bottom end		'36-'48	2.00	✪



<b>162A</b>	Cups, top springs (2)	chrome	44.00	✪
<b>162B</b>	Cups, bottom springs (2)	chrome	44.00	✪



**Fork Rocker Rebuild Kits**

Complete set of fork rocker studs, nuts, locks and bushings.

<b>R2638-36</b>	with short studs	cad	195.00 ☺
<b>R2638-36B</b>	with long studs (use w. front stand)	cad	145.00 ☺
<b>R2638-36BP</b>	with long studs (use w. front stand)	park	145.00 ☺


These sets are original parts combined with Colony parts, following set is a complete Colony made kit.

<b>C2939-26</b>	with short studs	<b>(Colony)</b>	park/park	218.75 ☺
<b>C7606-26</b>	with short studs	<b>(Colony)</b>	cad/park	218.75 ☺


**Rocker Stud Kits**

Rocker stud kits include 1 stud with bushing, locks and nuts


<b>C7607-7</b>	Front rocker stud assembly	cad	61.25 ☺
<b>C7608-6</b>	Rear rocker stud assembly (not for use with front stand)	cad	61.25 ☺
<b>C7609-6</b>	Set of rocker nut locks, 6 pieces	park	16.25 ☺



C7606-26



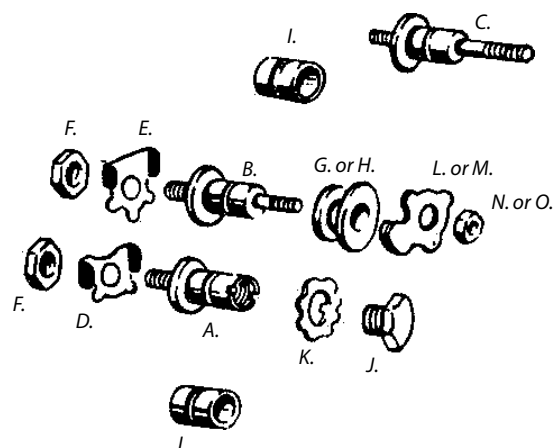
C7607-7



C7608-6

**Rocker Parts**

A.	<b>2639-31</b>	Front stud	park	18.00 ☺
"	<b>2639-31cad</b>	Front stud	cad	20.00 ☺
	<b>R3011-30</b>	Spacer, front stand	park	3.75 ☺
B.	<b>R2640-31</b>	Rear stud, short	cad	35.00 ☺
C.	<b>2640-31E</b>	Rear stud, long	park	10.00 ☺
"	<b>2640-31Ecad</b>	Rear stud, long (long stud is used with front stand)	cad	10.00 ☺
D.	<b>R2642-30</b>	Lockwasher	park	2.81 ☺
E.	<b>R2642-31A</b>	Lockwasher	park	2.81 ☺
F.	<b>R2643-31</b>	Nut, rocker plate stud	park	2.13 ☺
G.	<b>R2644-31P</b>	Spacer, rear stud '36-'40	park	6.25 ☺
"	<b>R2644-31</b>	Spacer, rear stud '36-'40	cad	6.25 ☺
H.	<b>R2644-41P</b>	Spacer, rear stud '41-'48	park	6.25 ☺
"	<b>R2644-41</b>	Spacer, rear stud '41-'48	cad	6.25 ☺
"	<b>R2644-41C</b>	Spacer, rear stud '41-'48	chrome	8.13 ☺
I.	<b>R2645-30</b>	Bushing, hardened and ground steel		14.38 ☺
"	<b>R2645-30S</b>	Bushing, oversize +.003"		16.25 ☺
J.	<b>2646-32</b>	Screw, front stud	park	10.00 ☺
"	<b>R2646-32cad</b>	Screw, front stud	cad	7.50 ☺
K.	<b>2647-32</b>	Lock, front stud screw	park	5.00 ☺
"	<b>R2647-32</b>	Lock, front stud screw	park	3.12 ☺
L.	<b>3732-34</b>	Brace clip lock, left	park	9.00 ☺
"	<b>R3732-34</b>	Brace clip lock, left	park	6.88 ☺
M.	<b>3732-34A</b>	Brace clip lock, right	park	9.00 ☺
"	<b>R3732-34A</b>	Brace clip lock, right	park	6.88 ☺
N.	<b>R0128P</b>	Castle nut, use with long stud	park	2.00 ☺
"	<b>R0128</b>	Castle nut, use with long stud	cad	2.13 ☺
"	<b>R0128C</b>	Castle nut, use with long stud	chrome	2.31 ☺
O.	<b>0129</b>	Nut, use with short stud	park	1.50 ☺
"	<b>R0129P</b>	Nut, use with short stud	park	1.44 ☺
"	<b>R0129</b>	Nut, use with short stud	cad	1.56 ☺
"	<b>R0129C</b>	Nut, use with short stud	chrome	1.75 ☺
	<b>R0340</b>	Alemite grease fitting '36-'37	Nickle	3.75 ☺
	<b>GG6</b>	Alemite grease gun adapter '36-'37		47.50
	<b>R0344P</b>	Grease nipple '38-'48	park	2.63 ☺
	<b>R0344</b>	Grease nipple '38-'48	zinc	2.63 ☺
	<b>R0344C</b>	Grease nipple '38-'48	chrome	2.75 ☺



**R0340**

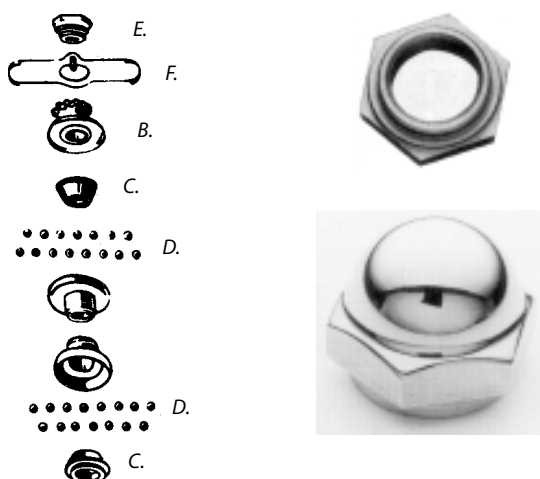


**C7611-2** Bushing tool 26.25 ☺  
This piloted mandrel and support sleeve simplifies bushing removal and installation. Prevents damage to rocker and bushing.

## Fork Parts

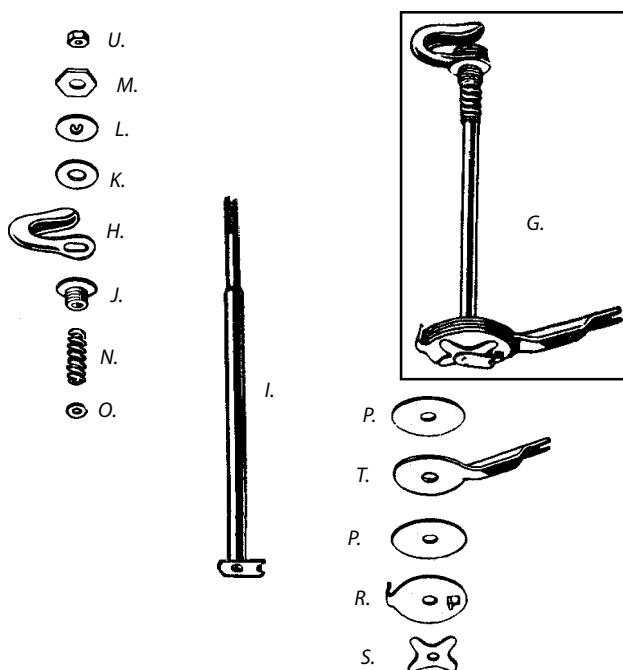
### Steering Head Bearing

B.	<b>C3236-1</b>	Fork stem nut	'36-'38 park	67.50	✳
"	<b>C3332-1</b>	Fork stem nut	'36-'38 chrome	74.50	✳
"	<b>C3563-1</b>	Fork stem nut	'36-'38 nickle	77.50	✳
<i>('36-'38 nuts includes upper cone, '39-'48 nuts are for use with separate cone)</i>					
"	<b>C3561-1</b>	Fork stem nut	'39-'48 park	62.50	✳
"	<b>C3562-1</b>	Fork stem nut	'39-'48 park	73.50	✳
C.	<b>R2755-38</b>	Cone, lower or upper		n.a.	
D.	<b>R0282</b>	5/16" bearing ball		0.30	
"	<b>R0282.34</b>	Set 5/16" bearing balls (34)		9.00	
E.	<b>R2759-36AP</b>	Nut, cone clamping	park	15.00	✳
"	<b>R2759-36A</b>	Nut, cone clamping	cad	15.63	✳
"	<b>R2759-36AC</b>	Nut, cone clamping	chrome	18.13	✳
"	<b>C7802-1</b>	Acorn nut, cone clamping	chrome	26.25	✳
F.	<b>R2759-36</b>	Plate, cone	'36-'45 black	15.00	
"	<b>R2759-36C</b>	Plate, cone	'36-'45 chrome	16.00	
"	<b>R2759-36ST</b>	Plate, cone	'36-'45 stainless	15.00	



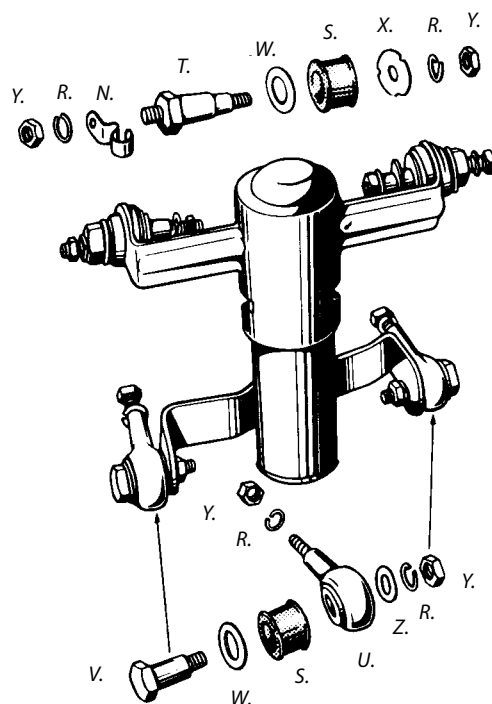
### Steering Damper

G.	<b>R2776-36</b>	Steering damper assembly	'36-'40	n.a.	
"	<b>R2776-41</b>	Steering damper assembly	'41-'45	118.50	
"	<b>R2776-46</b>	Steering damper assembly	'46-'48	118.50	
H.	<b>R2778-36</b>	Lever	park	31.25	✳
"	<b>R2778-36C</b>	Lever	chrome	35.00	✳
I.	<b>R2779-36</b>	Rod only	'36-'38 zinc	50.00	✳
"	<b>R2779-39</b>	Rod only	'39-'48 zinc	21.00	
J.	<b>R2781-36P</b>	Screw	park	14.38	✳
"	<b>R2781-36C</b>	Screw	chrome	18.75	✳
K.	<b>R2783-30</b>	Washer	bakelite	2.00	
L.	<b>R2784-30P</b>	Washer, adjusting	park	6.25	✳
"	<b>R2784-30</b>	Washer, adjusting	cad	6.25	✳
"	<b>R2784-30C</b>	Washer, adjusting	chrome	8.75	✳
M.	<b>R2785-30P</b>	Nut, adjusting	park	7.50	✳
"	<b>R2785-30</b>	Nut, adjusting	cad	7.50	✳
"	<b>R2785-30C</b>	Nut, adjusting	chrome	10.63	✳
N.	<b>R2787-30</b>	Release spring		4.00	
O.	<b>R2788-30</b>	Washer, release spring		1.00	
P.	<b>R2790-30</b>	Washer, fibre friction		4.00	
R.	<b>2791-30</b>	Disc, steel	park	14.00	✳
S.	<b>R6650-18</b>	Washer, spider		5.50	
T.	<b>R2792-36</b>	Bracket, frame head	zinc '36-'40	n.a.	
"	<b>R2792-41</b>	Bracket, frame head	zinc '41-'45	18.00	✳
"	<b>R2792-46</b>	Bracket, frame head	zinc '46-'48	18.00	✳
U.	<b>0129</b>	Hex nut	park	1.50	✳
"	<b>R0129P</b>	Hex nut	park	1.44	✳
"	<b>R0129</b>	Hex nut	cad	1.56	✳
"	<b>R0129C</b>	Hex nut	chrome	1.75	✳

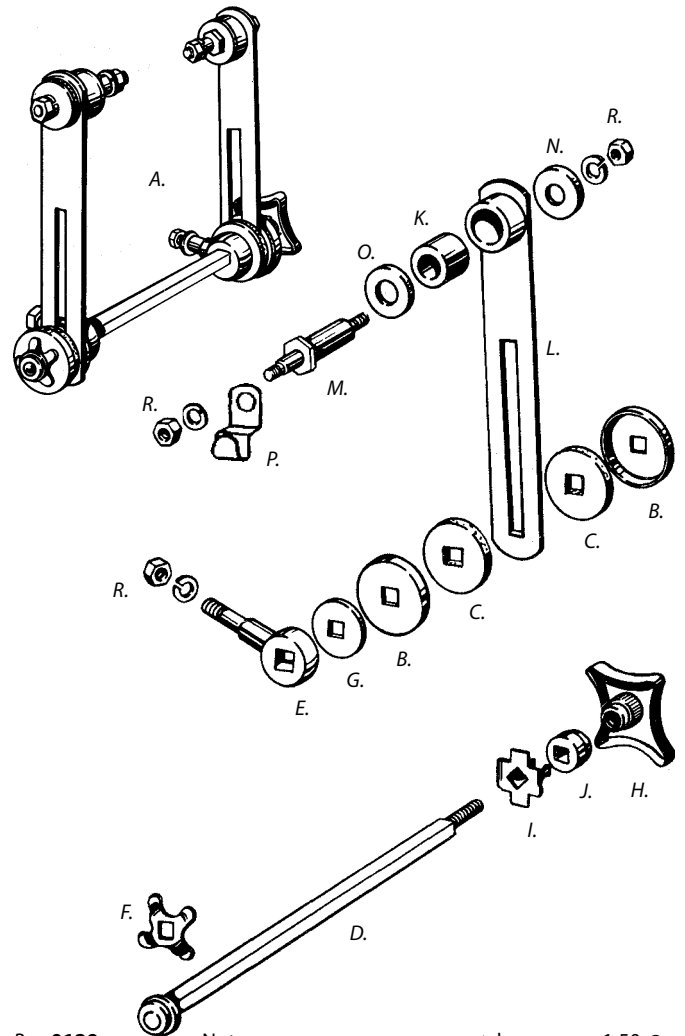


### Shock absorber parts '46-'57

S.	<b>R14002-45</b>	Rubber bushing		6.88	✳
T.	<b>R14003-45</b>	Upper stud	park	18.13	✳
U.	<b>R14004-45</b>	Lower stud	park	28.75	✳
V.	<b>R14005-45</b>	Shoulder bolt, lower stud	park	20.00	✳
W.	<b>R14006-45</b>	Washer	park	3.13	✳
X.	<b>R14006-46</b>	Washer, notched	park	3.13	✳
Y.	<b>R0127P</b>	Nut, upper and lower stud	park	1.50	✳
"	<b>R0127</b>	Nut, upper and lower stud	cad	1.63	✳
"	<b>R0127C</b>	Nut, upper and lower stud	chrome	1.06	✳
R.	<b>R0261P</b>	Lockwasher	park	0.25	✳
"	<b>R0261</b>	Lockwasher	zinc	0.25	✳
"	<b>R0261C</b>	Lockwasher	chrome	0.38	✳
Z.	<b>R0224P</b>	Washer	park	0.63	✳
"	<b>R0224</b>	Washer	cad	0.63	✳
"	<b>R0224C</b>	Washer	chrome	0.88	✳
N.	<b>R4703-38A</b>	Clamp, wire	park	4.00	✳



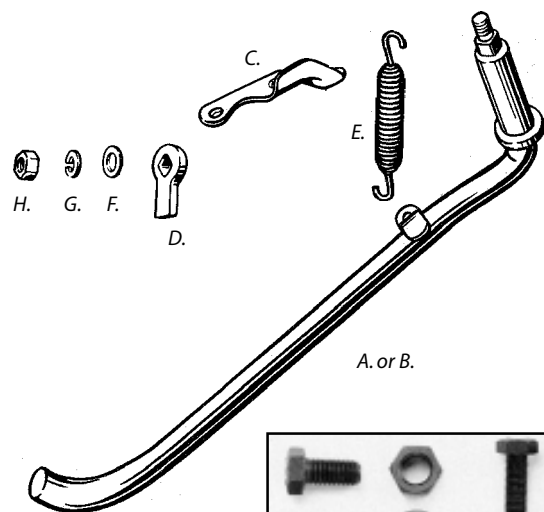
A.	<b>R11250-36</b>	Ride control complete '36-'45		n.a. ☉
Will also fit '46-'48 to replace hydraulic shock absorber.				
Includes bare (unpainted) knob, parkerized washers and zinc cups.				
B.	<b>R13430-33</b>	Friction disc cup	zinc	n.a. ☉
"	<b>R13430-33C</b>	Friction disc cup	chrome	7.00 ☉
C.	<b>R13431-33</b>	Friction disc		n.a. ☉
D.	<b>R13435-36</b>	Adjusting rod	cad	n.a. ☉
"	<b>R13435-36C</b>	Adjusting rod	chrome	27.50 ☉
E.	<b>R13436-36</b>	Rod & bracket stud	cad	20.00 ☉
"	<b>R13436-36C</b>	Rod & bracket stud	chrome	24.00 ☉
F.	<b>13437-33</b>	Spring washer	park	14.00 ☉
"	<b>R13437-33</b>	Spring washer	park	7.00 ☉
G.	<b>R13438-36</b>	Washer	park	3.00 ☉
"	<b>R13438-36C</b>	Washer	chrome	3.50 ☉
H.	<b>13440-33N</b>	Adjusting wheel	green	n.a. ☉
H.	<b>R13440-33</b>	Adjusting wheel	bare	n.a. ☉
"	<b>R13440-33C</b>	Adjusting wheel	chrome	23.00 ☉
I.	<b>13442-33</b>	Spring clip	park	18.00 ☉
"	<b>R13442-33</b>	Spring clip	park	n.a. ☉
J.	<b>13444-33</b>	Wheel collar	park	13.00 ☉
"	<b>R13444-33P</b>	Wheel collar	park	7.00 ☉
"	<b>R13444-33</b>	Wheel collar	cad	7.00 ☉
"	<b>R13444-33C</b>	Wheel collar	chrome	7.50 ☉
K.	<b>R13454-33</b>	Rubber bushing		9.38 ☉
L.	<b>R13456-36</b>	Side plate	chrome	n.a. ☉
M.	<b>13457-36</b>	Side plate stud	park	n.a. ☉
"	<b>R13457-36</b>	Side plate stud	park	13.00 ☉
N.	<b>R13457-40P</b>	Washer	park	1.25 ☉
"	<b>R13457-40cad</b>	Washer	park	1.38 ☉
"	<b>R13457-40C</b>	Washer	chrome	3.13 ☉
O.	<b>R13458-36P</b>	Washer	park	1.25 ☉
"	<b>R13458-36cad</b>	Washer	cad	1.38 ☉
"	<b>R13458-36C</b>	Washer	chrome	1.75 ☉
P.	<b>R4703-38A</b>	Clamp, wire	park	4.00 ☉



R.	<b>0129</b>	Nut	park	1.50 ☉
"	<b>R0129P</b>	Nut	park	1.44 ☉
"	<b>R0129</b>	Nut	cad	1.56 ☉
"	<b>R0129C</b>	Nut	chrome	1.75 ☉
	<b>R0261P</b>	Lockwasher	park	0.25 ☉
	<b>R0261</b>	Lockwasher	zinc	0.25 ☉
	<b>R0261C</b>	Lockwasher	chrome	0.38 ☉

**Jiffy Stand**

	<b>R13200-36C</b>	Bracket, jiffy stand leg	chrome	18.00
A.	<b>R13201-36P</b>	Leg (short) '36-'37	park	n.a.
B.	<b>R13201-38P</b>	Leg '38-'48	park	n.a.
C.	<b>13203-36</b>	Plate, spring	park	18.00 ☉
"	<b>R13203-36C</b>	Plate, spring	chrome	7.50
D.	<b>13205-36</b>	Leg stop	cad	6.00 ☉
"	<b>R13205-36P</b>	Leg stop	park	9.00 ☉
E.	<b>4048-30</b>	Spring, for jiffy leg		20.00 ☉
F.	<b>R0229P</b>	Washer	park	0.63 ☉
G.	<b>R0265P</b>	Lockwasher	park	0.69 ☉
"	<b>R0265</b>	Lockwasher	cad	0.75 ☉
"	<b>R0265C</b>	Lockwasher	chrome	0.94 ☉
H.	<b>R0133P</b>	Nut	park	1.63 ☉
"	<b>R0133</b>	Nut	cad	1.69 ☉
"	<b>R0133C</b>	Nut	chrome	1.88 ☉




**Jiffy stand mounting kit**

	<b>C3043-18</b>	Mounting kit	plain heads	park	25.00 ☉
	<b>C9619-18</b>	Mounting kit	"cp" heads	park	28.13 ☉
	<b>C9618-18</b>	Mounting kit	"cp" heads	cad	28.13 ☉
	<b>C9617-18</b>	Mounting kit		chrome	33.75 ☉

**Jiffy stand to clutch pedal bracket bolts with acorn nuts**

	<b>C7803-11</b>	Acorn mounting kit	chrome	29.38 ☉
--	-----------------	--------------------	--------	---------


C9619-18



## Footboards

### '36-'39

A.	<b>R2938-14</b>	Set footboards, bare (without mats)	n.a.	✳
"	<b>R2938-14B</b>	Set footboards, black (without mats)	n.a.	✳
B.	<b>R2941-14</b>	Set of footboard mat rivets (28)	6.95	✳
"	<b>R2941-42M</b>	Set of footboard mat rivets (28) shorter	7.95	✳



A.



B.

### '40-'48

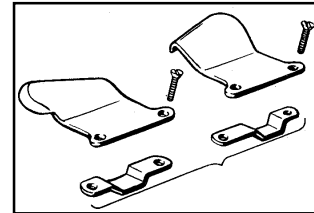
C.	<b>R2938-40</b>	Set footboards (no logo)	black	n.a.
"	<b>R2938-40C</b>	Set footboards (no logo)	chrome	37.00
(Footboard sets include black footboard mats)				
"	<b>R2938-40M</b>	Set footboards, black with steel plates		n.a.
"	<b>R2938-40MC</b>	Set footboards, chrome/ chrome plates		n.a.
D.	<b>R2940-40C</b>	Set steel footboard plates	chrome	n.a.
B.	<b>R2941-14</b>	Set of footboard mat rivets (28)		6.95 ✳
"	<b>R2941-42M</b>	Set short rivets, use with steel plates		7.95 ✳



C.




D.



<b>R13344-33</b>	Set of footboard extensions	park	n.a.	✳
<b>R13344-33C</b>	Set of footboard extensions	chrome	n.a.	✳
(fits '36-'39 rectangular boards and '40-'48 D-shape boards)				

## Footboard Mounting

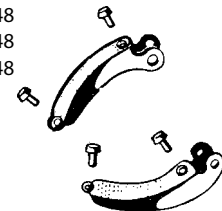
<b>R2948-36P</b>	Stud, left rear	park	22.50	✳
<b>R2949-36P</b>	Stud, right rear	park	22.50	✳
<b>R2950-36P</b>	Stud, front	park	15.00	✳
<b>C2675-20</b>	Footboard stud kit	park	72.19	✳
(includes 4 studs with nuts and washers)				
<b>C9905-16</b>	Nuts and washers only	park	9.38	✳
<b>0129</b>	Nut	park	1.50	✳
<b>R0129P</b>	Nut	park	1.44	✳
<b>R0129</b>	Nut	cad	1.56	✳
<b>R0129C</b>	Nut	chrome	1.75	✳
<b>R0225P</b>	Washer	park	0.63	✳
<b>R0261P</b>	Lockwasher	park	0.25	✳
<b>R0261</b>	Lockwasher	zinc	0.25	✳
<b>R0261C</b>	Lockwasher	chrome	0.38	✳



C9905-16

## Footboard Repair Hinges

<b>2944-40</b>	Hinge - rf, lr	'40-'48	14.00	✳
<b>2944-40A</b>	Hinge - lf, rr	'40-'48	19.00	✳
<b>2945-14</b>	Rivet	'36-'48	1.00	✳



## Hinge Bolts '36-'48

To mount footboards to footboard studs

<b>R2954-14</b>	Bolt, slotted head	'36-'41	park	4.45	✳
<b>2954-42</b>	Bolt, hex head	'42-'48	park	5.00	✳
<b>R2954-42P</b>	Bolt, hex head	'42-'48	park	3.44	✳
<b>R2954-42</b>	Bolt, hex head	'42-'48	cad	4.06	✳
<b>R2954-42C</b>	Bolt, hex head	'42-'48	chrome	4.38	✳
<b>R13353-41P</b>	Bolt, long	(buddy seat footrest)	park	5.00	✳
<b>R13353-41</b>	Bolt, long	(buddy seat footrest)	cad	5.00	✳
<b>R13354-41P</b>	Pin	(buddy seat footrest)	park	3.75	✳
<b>R13354-41</b>	Pin	(buddy seat footrest)	cad	3.75	✳


<b>0108</b>	Nut	park	1.50	✳
<b>R0108P</b>	Nut	park	1.13	✳
<b>R0108M</b>	Nut	cad	1.19	✳
<b>R0108C</b>	Nut	chrome	0.88	✳
<b>R0256P</b>	Lockwasher	park	0.25	✳
<b>R0256</b>	Lockwasher	zinc	0.25	✳
<b>R0256C</b>	Li	chrome	0.38	✳



R2954-14

## Hinge Bolt Kits

<b>C9886-12</b>	Set bolts and nuts	'36-'41	park	16.25	✳
<b>C9685-12</b>	Set bolts and nuts	'42-'48	park	15.94	✳
<b>C8773-12</b>	Set bolts and nuts	'42-'48	cad	16.88	✳
(Use without buddy-seat footrests)					
<b>C9722-18</b>	Set bolts, nuts & pins		park	24.38	✳
<b>C8774-18</b>	Set bolts, nuts & pins		cad	25.00	✳
(Use with buddy-seat footrests)					



C9886-12




C8773-12




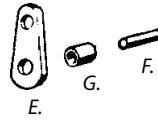
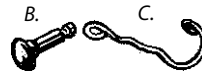
C9722-18



A.	<b>R3110-37</b>	Bushing set	'37-'48		12.50
	<b>C9676-5</b>	Bushing w. bolt set	'37-'48	park	38.75 ☼
	<b>C8875-5</b>	Bushing w. bolt set	'37-'48	cad	40.00 ☼
B.	<b>3111-29</b>	Pin, seat bar		park	7.00 ☼
"	<b>R3111-29</b>	Pin, seat bar		park	2.00
"	<b>R3111-29.10pack</b>	10 Seat bar pins		park	15.00
C.	<b>R3112-29</b>	Spring, pin		park	4.75
D.	<b>R3113-36</b>	Bushing, seat post (in frame)			27.50 ☼
	<b>C2086-1</b>	Tool, seat post bushing driver			17.81 ☼
E.	<b>3117-29</b>	Link, plunger			n.a.
F.	<b>3118-29</b>	Rivet, plunger link			5.00 ☼
G.	<b>3119-13</b>	Bushing, plunger link			6.00 ☼



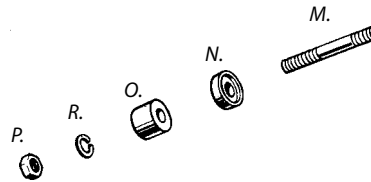
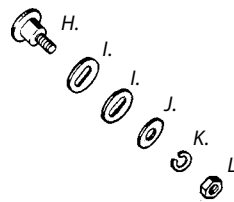
C8875-5



C2086-1

**Solo Seat Mounting**

H.	<b>3187-34</b>	Bolt, front		park	5.00 ☼
"	<b>R3187-34</b>	Bolt, front		cad	n.a. ☼
I.	<b>3189-34</b>	Washer, curved		park	4.00 ☼
"	<b>R3189-34</b>	Washer, curved		cad	3.13 ☼
J.	<b>R0225P</b>	Washer		park	0.63 ☼
K.	<b>R0261P</b>	Lockwasher		park	0.25 ☼
"	<b>R0261</b>	Lockwasher		zinc	0.25 ☼
L.	<b>0129</b>	Nut		park	1.50 ☼
"	<b>R0129P</b>	Nut		park	1.44 ☼
"	<b>R0129</b>	Nut		cad	1.56 ☼
M.	<b>3205-34</b>	Stud		park	n.a. ☼
"	<b>R3205-34</b>	Stud		park	4.06 ☼
N.	<b>R3209-31P</b>	Spacer	1/4"	park	3.13 ☼
"	<b>R3209-31</b>	Spacer	1/4"	cad	3.13 ☼
O.	<b>R3209-38P</b>	Spacer	1/2"	park	3.13 ☼
"	<b>R3209-38</b>	Spacer	1/2"	cad	3.13 ☼
P.	<b>R0117P</b>	Nut		park	1.19 ☼
"	<b>R0117M</b>	Nut		cad	1.25 ☼
"	<b>R0117C</b>	Nut		chrome	0.94 ☼
R.	<b>R0259P</b>	Lockwasher		park	0.25 ☼
"	<b>R0259</b>	Lockwasher		zinc	0.25 ☼
"	<b>R0259C</b>	Lockwasher		chrome	0.38 ☼



**Solo Seat Mounting Kit**

Includes bolts and washers, rear studs with spacers, etc. (as pictured)

<b>C9696-18</b>	Mounting kit	park	40.00 ☼
<b>C8873-18</b>	Mounting kit	cad	40.63 ☼



# Seat Parts

## Seat Post Springs and Parts

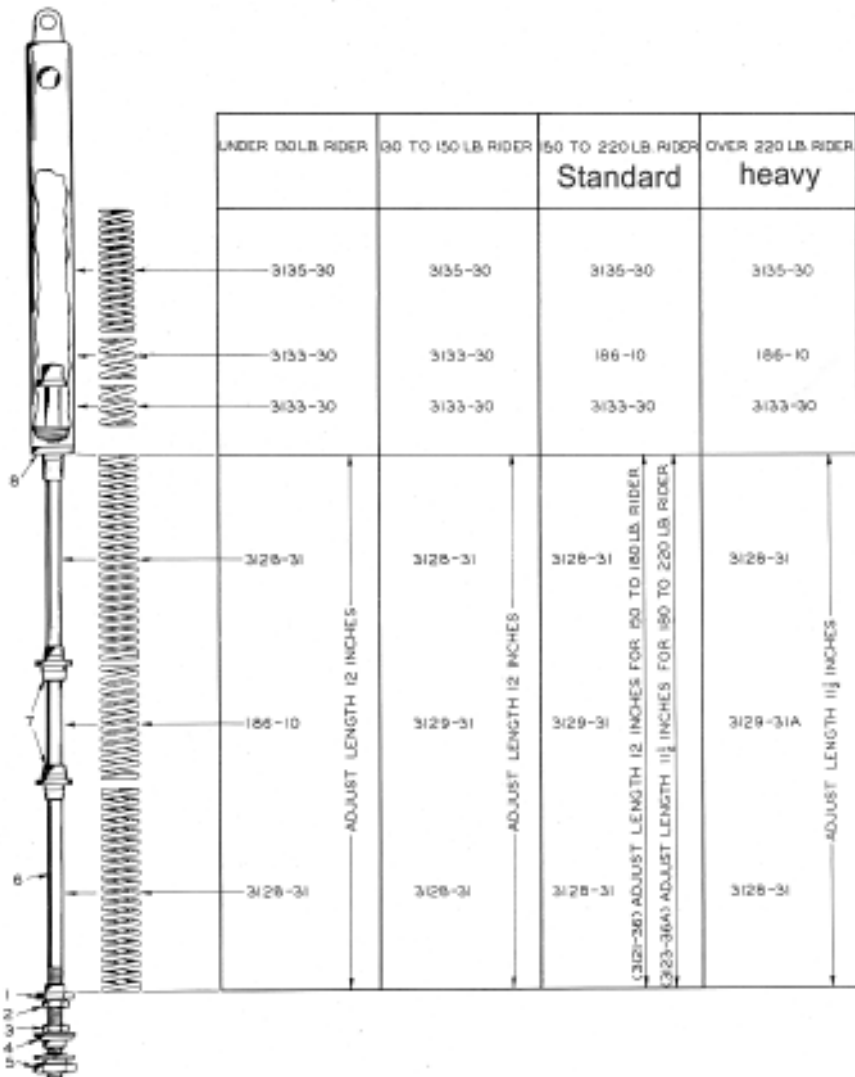
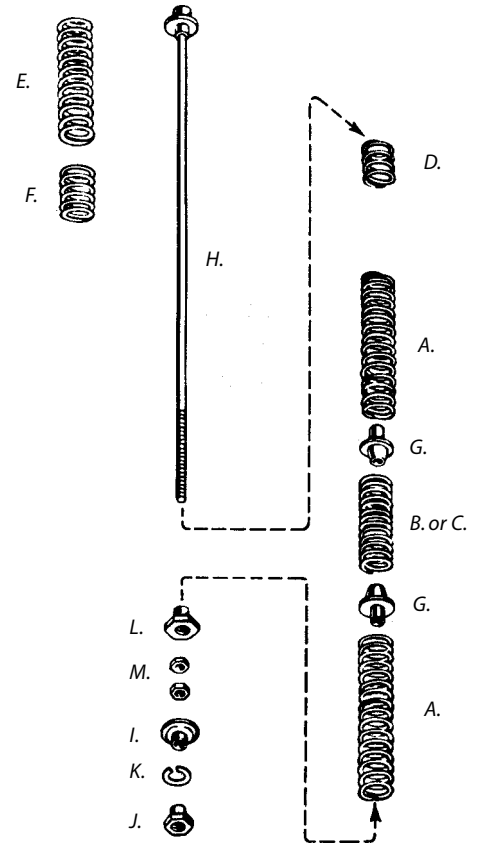
A.	<b>R3128-31</b>	Spring, cushion	5-1/8"	12.00
B.	<b>3129-31</b>	Spring, cushion	2-13/16"	5.00 ☼
C.	<b>R3129-31C</b>	Spring, extra heavy	3-3/16"	11.00
"	<b>R3129-31A</b>	Spring, extra heavy, with collar guides		18.00
D.	<b>R3133-30</b>	Spring, recoil	1"	3.50
E.	<b>R3135-30</b>	Spring, auxiliary	2-15/16"	4.00
F.	<b>R186-10</b>	Spring, auxiliary	2-7/16"	5.00

Note: Auxiliary springs fit in plunger above rod.

G.	<b>R3138-31</b>	Collar guide, standard springs		5.63 ☼
"	<b>R3138-29A</b>	Collar guide, heavy springs		5.63 ☼

H.	<b>3137-41M</b>	Rod, 14 3/4" / 37,5 cm shorter		15.00 ☼
"	<b>R3137-30</b>	Rod, 15 3/4" / 40,0 cm standard length		41.25 ☼
"	<b>R3137-30S</b>	Rod, 16 3/4" / 42,5 cm longer		31.00 ☼

I.	<b>3143-25</b>	Nut, seat post rod		3.50 ☼
J.	<b>3144-25</b>	Nut, rod lock	park	5.00 ☼
K.	<b>R0269P</b>	Lockwasher	park	1.50 ☼
L.	<b>3147-29A</b>	Nut, spring adjusting		3.50 ☼
M.	<b>0129</b>	Nut, lock	park	1.50 ☼
"	<b>R0129P</b>	Nut, lock	park	1.44 ☼



### Seat Post Spring Sets

Seat post spring sets are available standard or extra heavy, depending on weight of rider, see chart. Each set also includes two spring guides, except set **3128-29**, which includes only one (as original).

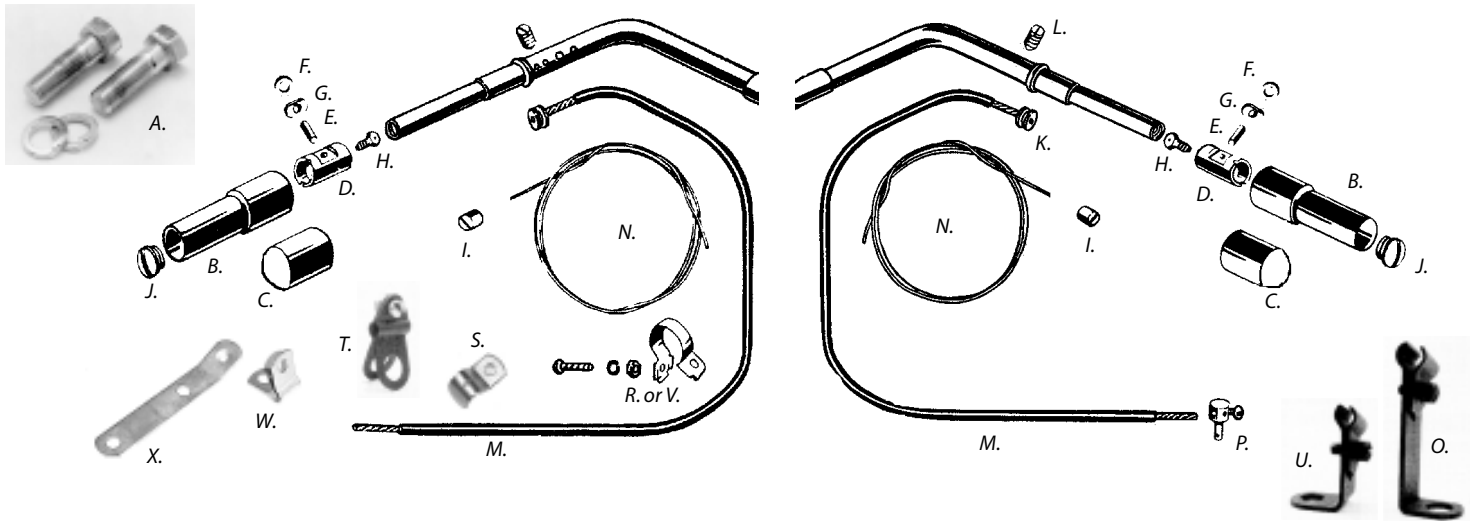
#### Standard spring sets

<b>3128-29</b>	Lower springs	(3)	32.00 ☼
<b>R3128-31A</b>	Complete set	(6)	37.00
<b>R3128-31A.5pack</b>		5 Sets	155.00

#### Extra heavy spring sets

<b>R3128-29A</b>	Lower springs	(3)	33.00
<b>R3128-31B</b>	Complete set	(6)	45.00
<b>R3128-31B.5pack</b>		5 Sets	185.00

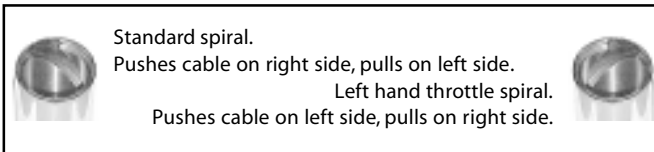




A.	<b>R6033-30P</b>	Bolt, handlebar "1035 cp"	park	5.13	⊕
"	<b>R6033-30</b>	Bolt, handlebar "1035 cp"	cad	5.13	⊕
"	<b>R6033-30C</b>	Bolt, handlebar	chrome	6.88	⊕
"	<b>C2749-4</b>	Pair of machined bolts	'36-'39 park	10.63	⊕
"	<b>C2992-4</b>	Pair of machined bolts	'40-'48 park	10.63	⊕

**Handlebar Control Parts**

B.	<b>R3312-35</b>	Spiral, handlebar	bare	n.a.	
"	<b>R3312-35C</b>	Spiral, handlebar	chrome	n.a.	
"	<b>R3312-35A</b>	Spiral, left hand throttle	bare	n.a.	
"	<b>R3312-35AC</b>	Spiral, left hand throttle	chrome	n.a.	



C.	<b>R3314-35C</b>	Replacement spiral sleeve	chrome	n.a.	
	<b>R3310-35B</b>	Pair of handlebar grips	black	8.00	
	<b>R3310-35W</b>	Pair of handlebar grips	white	9.00	

D.	<b>R3316-36</b>	Plunger		20.00	⊕
E.	<b>305-15</b>	Plunger pin		1.50	⊕
F.	<b>R3320-10</b>	Roller, plain		2.50	⊕
G.	<b>R3321-31</b>	Roller, block		3.13	⊕
H.	<b>R3322-31</b>	Screw, wire fastening		3.13	⊕
I.	<b>R3324-09</b>	Control wire end		1.25	⊕
	<b>C8923-8</b>	Handlebar roller & pin kit		22.50	⊕



**C8923-8**

J.	<b>R3330-36</b>	Handlebar end screw	park	8.75	⊕
K.	<b>R3332-36</b>	Plug, control coil		4.00	⊕
L.	<b>R3333-31</b>	Screw, control coil plug		1.25	⊕

**Handlebar Control Cables**

Control cables include inner cable and end plug

M.	<b>R3334-32</b>	Cable plastic covered	130 cm	37.50	⊕
"	<b>R3334-39</b>	Cable cotton braided	130 cm	n.a.	
N.	<b>R3326-09</b>	Inner cable only	150 cm	n.a.	⊕

**Flathead Cable Clamps**

O.	<b>R3371-37</b>	Throttle cylinder head	park	18.13	⊕
P.	<b>R3370-36</b>	Connection, throttle	cad	14.38	⊕
"	<b>R3370-36S</b>	Connection, oversize for worn levers		15.00	⊕

R.	<b>R3393-37</b>	Timer '38-'45 frame tube	park	13.75	⊕
S.	<b>R3393-46</b>	Timer '46-'48 frame tube	park	6.50	⊕

T.	<b>3393-38</b>	Timer '38-'48 cylinder base	park	n.a.	⊕
"	<b>R3393-38KIT</b>	Timer '38-'48 cylinder base	park	13.13	⊕

(**3393-38** is one half, **R3393-38KIT** kit is a complete clamp kit)

**Knucklehead Cable Clamps**

U.	<b>R3371-36</b>	Throttle rocker housing	park	16.88	⊕
P.	<b>R3370-36</b>	Connection, carburetor	cad	14.38	⊕
"	<b>R3370-36S</b>	Connection, oversize for worn levers		15.00	⊕

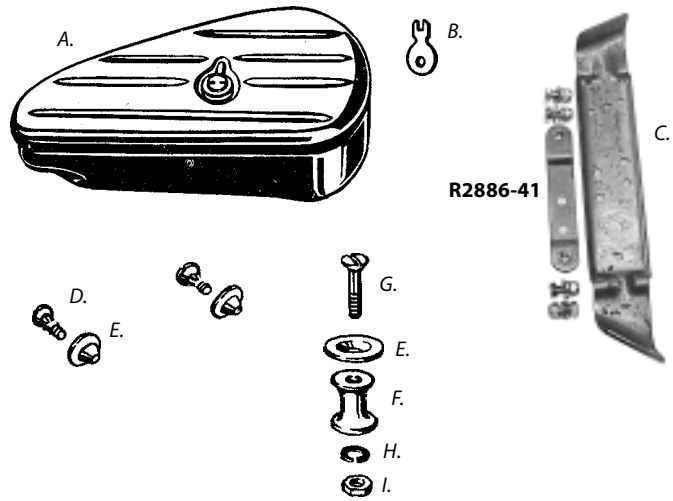
V.	<b>4160-28</b>	Timer '36 frame tube	black	19.00	⊕
"	<b>R4160-28</b>	Timer '36 frame tube	park	13.75	⊕
R.	<b>R3393-37</b>	Timer '37-'45 frame tube	park	13.75	⊕
S.	<b>R3393-46</b>	Timer '46-'47 frame tube	zinc	6.50	⊕

W.	<b>R4726-36A</b>	Timer '36-'47 relay base	zinc	5.94	⊕
X.	<b>R4726-47</b>	Timer '47 relay base	cad	n.a.	⊕

# Tool Box

## Tool Box

A.	<b>R3452-40</b>	Tool box , with keys '40-'48 black		85.00
"	<b>R3452-40C</b>	Tool box , with keys '40-'48 chrome		62.50
B.	<b>3464-26</b>	Key, tool box '36-'48 park/cad		8.00 ☼
C.	<b>R3457-40B</b>	Tool box mount, weld on frame		n.a.
	<b>R2886-41</b>	Small bracket only		n.a.
D.	<b>R3805-30AP</b>	Screw, tool box park		5.00 ☼
"	<b>R3805-30A</b>	Screw, tool box cad		5.00 ☼
E.	<b>R3478-35P</b>	Washer, tool box screw park		2.50 ☼
"	<b>R3478-35</b>	Washer, tool box screw cad		2.50 ☼
F.	<b>3457-40</b>	Spacer, tool box '40-'48 park		6.00 ☼
"	<b>R3457-40</b>	Spacer, tool box '40-'48 cad		6.25 ☼
G.	<b>R3458-40P</b>	Screw, tool box '40-'48 park		5.63 ☼
H.	<b>R0259P</b>	Lockwasher '40-'48 park		0.24 ☼
I.	<b>R0117P</b>	Nut '40-'48 park		1.19 ☼



## Tool Box Mounting Kits

<b>C9669-9</b>	Mounting kit '40-'48 park	26.25 ☼
<b>C8206-9</b>	Mounting kit '40-'48 cad	28.13 ☼



## Rear Stand Mounting

K.	<b>R3060-36</b>	Shoulder bolt park '36-'37	10.00 ☼
"	<b>3060-38</b>	Shoulder bolt park '38-'48	n.a. ☼
"	<b>R3060-38P</b>	Shoulder bolt park '38-'48	10.00 ☼
"	<b>R3060-38</b>	Shoulder bolt cad '38-'48	10.00 ☼
"	<b>R3060-38C</b>	Shoulder bolt chrome '38-'48	11.25 ☼
L.	<b>R3063-38P</b>	Washer park '38-'48	1.63 ☼
"	<b>R3063-38</b>	Washer cad '38-'48	1.63 ☼
"	<b>R3063-38C</b>	Washer chrome '38-'48	1.88 ☼
M.	<b>0129</b>	Nut park	1.50 ☼
"	<b>R0129P</b>	Nut park	1.44 ☼
"	<b>R0129</b>	Nut cad	1.56 ☼
"	<b>R0129C</b>	Nut chrome	1.75 ☼
N.	<b>R0261P</b>	Lockwasher park	0.25 ☼
"	<b>R0261</b>	Lockwasher zinc	0.25 ☼
"	<b>R0261C</b>	Lockwasher chrome	0.38 ☼

## Rear Stand Mounting Kits

<b>C2910-6</b>	Mounting kit park '36-'37	18.75 ☼
Note: this kit must be used with '36-'37 style rear stand.		
<b>C8015-4park</b>	Mounting kit park '38-'48	23.75 ☼
<b>C8015-4cad</b>	Mounting kit cad '38-'48	24.38 ☼
<b>C9616-4</b>	Mounting kit chrome '38-'48	27.50 ☼

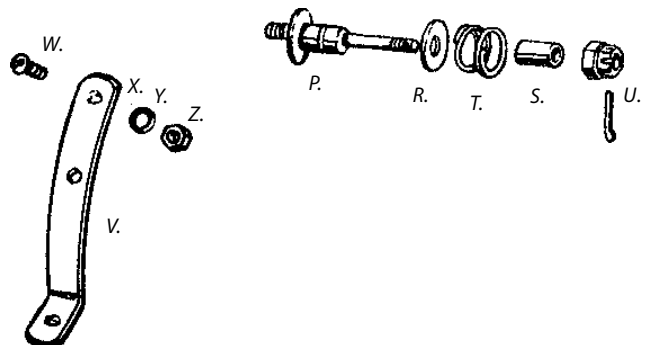


C8015-4cad



## Front Stand Parts

P.	<b>2640-31E</b>	Rocker stud park	10.00 ☼
"	<b>2640-31Ecad</b>	Rocker stud cad	10.00 ☼
R.	<b>R0223P</b>	Washer park	1.13 ☼
"	<b>R0223</b>	Washer cad	1.13 ☼
"	<b>R0223C</b>	Washer chrome	1.50 ☼
S.	<b>R3011-30</b>	Bushing/spacer park	3.75 ☼
T.	<b>R3061-24P</b>	Spring park	2.19 ☼
U.	<b>R0128P</b>	Castle nut park	2.00 ☼
"	<b>R0128</b>	Castle nut cad	2.13 ☼
"	<b>R0128C</b>	Castle nut chrome	2.31 ☼
	<b>R0291P</b>	Cotter pin park	0.19 ☼
	<b>R0291</b>	Cotter pin zinc	0.15 ☼
V.	<b>R3006-36</b>	Catch park	17.00
W.	<b>R042P</b>	Screw park	0.63 ☼
"	<b>R042</b>	Screw cad	0.69 ☼
"	<b>R042C</b>	Screw chrome	0.88 ☼
X.	<b>R0205P</b>	Washer park	0.38 ☼
Y.	<b>R0255P</b>	Lockwasher park	0.25 ☼
Z.	<b>R0106P</b>	Nut park	0.50 ☼
"	<b>R0106Z</b>	Nut zinc	0.30 ☼




**Tank Mounting**

A.	<b>R3506-36</b>	Stud, tank mounting	park	3.75	⊗
B.	<b>R3529-36PS</b>	Bolt, upper front(plain)	park	3.44	⊗
"	<b>R3529-36P</b>	Bolt, upper front(1038cp)	park	3.44	⊗
"	<b>R3529-36</b>	Bolt, upper front(1038cp)	cad	3.56	⊗
"	<b>R3529-36C</b>	Bolt, upper front	chrome	3.75	⊗
C.	<b>R066P</b>	Bolt, lower front	park	2.19	⊗
"	<b>R066</b>	Bolt, lower front	cad	2.25	⊗
"	<b>R066C</b>	Bolt, lower front	chrome	1.30	⊗
D.	<b>R0117P</b>	Nut	park	1.19	⊗
"	<b>R0117M</b>	Nut	cad	1.25	⊗
"	<b>R0117C</b>	Nut	chrome	0.94	⊗
E.	<b>R0214P</b>	Washer	park	0.50	⊗
"	<b>R0214</b>	Washer	cad	0.50	⊗
"	<b>R0214C</b>	Washer	chrome	0.50	⊗
F.	<b>R0259P</b>	Lockwasher	park	0.25	⊗
"	<b>R0259</b>	Lockwasher	zinc	0.25	⊗
"	<b>R0259C</b>	Lockwasher	chrome	0.38	⊗
<hr/>					
G.	<b>R3502-39</b>	Tank top filler strip	'36-'38	20.00	⊗
"	<b>3502-39</b>	Tank top filler strip	'39-'48	16.00	⊗
"	<b>R3502-39</b>	Tank top filler strip	'39-'48	6.00	
	<b>R3505-36</b>	Tank buffer	'36-'48	21.50	⊗

**Tank Mounting Kits**


<b>C3038-18</b>	Gas tank mounting kit plain head park	15.31	⊗
<b>C9893-18</b>	Gas tank mounting kit "1038cp" park	15.31	⊗
<b>C9892-18</b>	Gas tank mounting kit cad	15.62	⊗
<b>C9891-18</b>	Gas tank mounting kit chrome	16.88	⊗



**Petrol Tank Caps**

**R3507-36C** Petrol tank cap chrome n.a.  
Low model tank cap ( 12 mm at the rim ), includes rubber gasket.

**R3507-43C** Petrol tank cap chrome 16.50  
High model tank cap ( 18 mm at the rim ), has medium high and finer than original knurling at edge, includes rubber gasket.

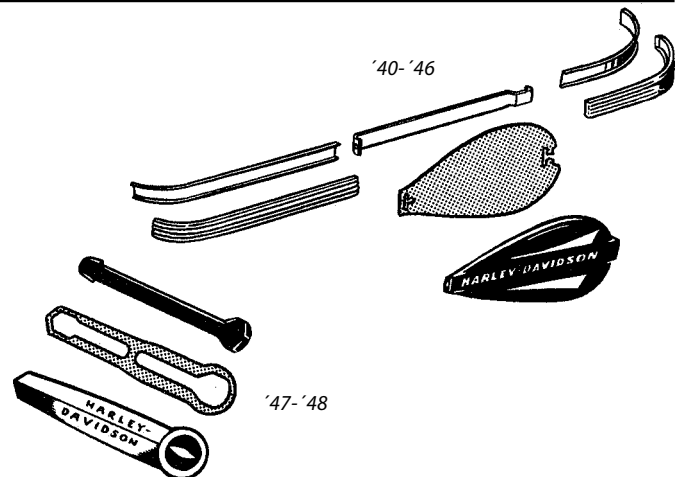


**Capcover-65** Cover 9.00  
fits over '36-'72 tank caps  
(approx. 65 mm I.D.)

**Tank Emblems**

<b>R3507-41</b>	Gaskets (2)	paper	'40-'46	25.00	⊗
<b>R3508-40A</b>	Mounting brackets (for welding)			12.00	
<b>R3514-41A</b>	Strips (4)		'41-'46		
<b>61798-41T</b>	Strips (4)		'41-'46	38.00	
<b>R3514-41BC</b>	Brackets (4)		'41-'46	37.00	⊗
<b>R3514-41D</b>	Strips & brackets (8)		'41-'46	80.00	⊗


**R3507-47C** Gaskets (2) paper '47-'50 n.a. ⊗



**Caution Plates**

Replicas of caution plates, used on military models.

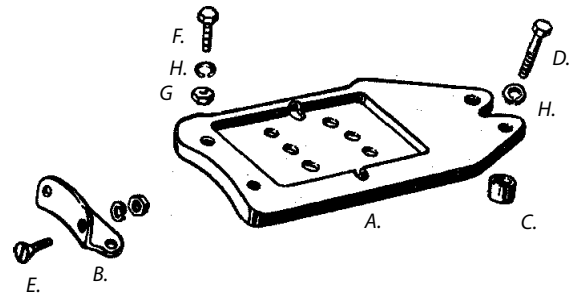
<b>R3531-40MA</b>	Caution plate	UA models	n.a.
<b>R3531-41A</b>	Caution plate	ELC models	n.a.
<b>R5917-41M</b>	Set of transfers, USA military models (for tanks and/or fender, self-adhesive)		n.a.



# Oil Tank Parts


## Oil Tank Mounting

A.	<b>R3503-36AC</b>	Oil tank mounting plate	chrome	21.00
"	<b>R3503-36AC.5pack</b>	5 Oil tank mounting plates		80.00
B.	<b>R3503-36BC</b>	Bracket, mounting plate	chrome	5.00
"	<b>R3503-36BC.5pack</b>	5 Mounting plate brackets		20.00
C.	<b>R3503-36CP</b>	Spacer, mounting plate	park	3.13 ✖
"	<b>R3503-36C</b>	Spacer, mounting plate	cad	3.13 ✖
"	<b>R3503-36CC</b>	Spacer, mounting plate	chrome	4.06 ✖
D.	<b>R3748-26P</b>	Bolt, plate to frame	park	2.50 ✖
"	<b>R3748-26</b>	Bolt, plate to frame	cad	2.50 ✖
"	<b>R3748-26C</b>	Bolt, plate to frame	chrome	2.50 ✖
E.	<b>R3749-30P</b>	Screw, bracket to fender	park	6.00 ✖
"	<b>R3749-30</b>	Screw, bracket to fender	cad	6.00 ✖
"	<b>R3749-30C</b>	Screw, bracket to fender	chrome	7.00 ✖
F.	<b>R064P</b>	Bolt	park	1.81 ✖
"	<b>R064</b>	Bolt	cad	1.88 ✖
"	<b>R064C</b>	Bolt	chrome	2.13 ✖
G.	<b>R0117P</b>	Nut	park	1.19 ✖
"	<b>R0117M</b>	Nut	cad	1.25 ✖
"	<b>R0117C</b>	Nut	chrome	0.94 ✖
H.	<b>R0259P</b>	Lockwasher	park	0.25 ✖
"	<b>R0259</b>	Lockwasher	zinc	0.25 ✖
"	<b>R0259C</b>	Lockwasher	chrome	0.38 ✖



## Oil Tank Mounting Kits

<b>C3037-8</b>	Mounting kit	plain	park	18.13 ✖
<b>C9667-8</b>	Mounting kit	"cp heads"	park	18.13 ✖
<b>C8213-8</b>	Mounting kit	"cp heads"	cad	18.75 ✖
<b>C9602-8</b>	Mounting kit		chrome	21.25 ✖




<b>C2903-2</b>	Filler cap and gauge	'36-'40	84.06 ✖	(stock style)
<b>C2904-2</b>	Filler cap and gauge	'41-'48	84.06 ✖	(stock style)
<b>C2907-2</b>	Filler cap and gauge	'36-'40	84.06 ✖	(stock style)
<b>C2908-2</b>	Filler cap and gauge	'41-'48	84.06 ✖	(stock style)
<b>C7354-2</b>	Custom style oil tank dipstick		34.38 ✖	

<b>R3504-36A</b>	Gasket, filler cap		2.50 ✖
------------------	--------------------	--	--------



C7354-2



<b>R3583-15</b>	Cap, oil tank nipple	cad	2.19 ✖
-----------------	----------------------	-----	--------

Use on oil tank and oil pump when lines are disconnected, to prevent leakage or contamination during storage.

## Drain Plugs

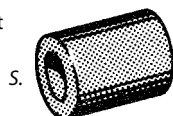
<b>R3504-36B</b>	Drain plug	'36 only	gray nickle	18.75 ✖
<b>R2326-38P</b>	Drain plug	'38-'48	park	7.50 ✖
<b>R2326-38</b>	Drain plug	'38-'48	cad	7.50 ✖
<b>R2326-38C</b>	Drain plug	'38-'48	chrome	10.63 ✖
<b>R2326-38MAGP</b>	Drain plug with magnet		park	n.a.
<b>R2326-38MAG</b>	Drain plug with magnet		cad	n.a.
<b>R2326-38MAGC</b>	Drain plug with magnet		chrome	n.a.
<b>R3504-38C</b>	Gasket, drain plug		copper	0.55 ✖



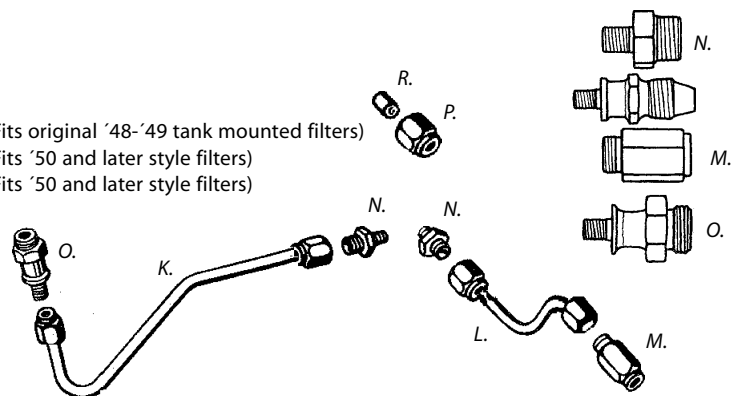
## Oil Filter Lines and nipples

Use with external oil filter (OHV models only)

<b>R63500-48</b>	Oil line, pump to filter	cad	n.a. ✖	(Fits original '48-'49 tank mounted filters)
K. <b>R63500-50</b>	Oil line, pump to filter	cad	n.a. ✖	(Fits '50 and later style filters)
" <b>R63500-50C</b>	Oil line, pump to filter	chrome	n.a. ✖	(Fits '50 and later style filters)
L. <b>R63503-50</b>	Oil line, filter to tank	cad	n.a. ✖	
" <b>R63503-50C</b>	Oil line, filter to tank	chrome	n.a. ✖	
M. <b>R63524-50</b>	Fitting, oil line to tank	cad	11.25 ✖	
N. <b>R63525-50</b>	Fitting, lines to filter	cad	11.25 ✖	
O. <b>R63526-50</b>	Fitting, oil line to pump	cad	8.75 ✖	
<b>R63526-40KIT</b>	Fitting set (4)	cad	37.50 ✖	
<b>R63526-40CKIT</b>	Fitting set (4)	chrome	41.50 ✖	
P. <b>R63527-50</b>	Nut, oil line	cad	5.00 ✖	
R. <b>R63529-50</b>	Rubber, oil line 3/8"		2.50 ✖	
S. <b>63840-48</b>	Filter element		6.00 ✖	



S.



<b>R63809-48</b>	Gasket, filter cap	1.40 ✖
<b>R63848-48</b>	Gasket, filter retainer	1.50 ✖
<b>R63858-49</b>	Washer, oil filter nut	0.65 ✖
<b>R63874-50</b>	Gasket, filter bolt	2.00 ✖

**Flathead Oil Lines**

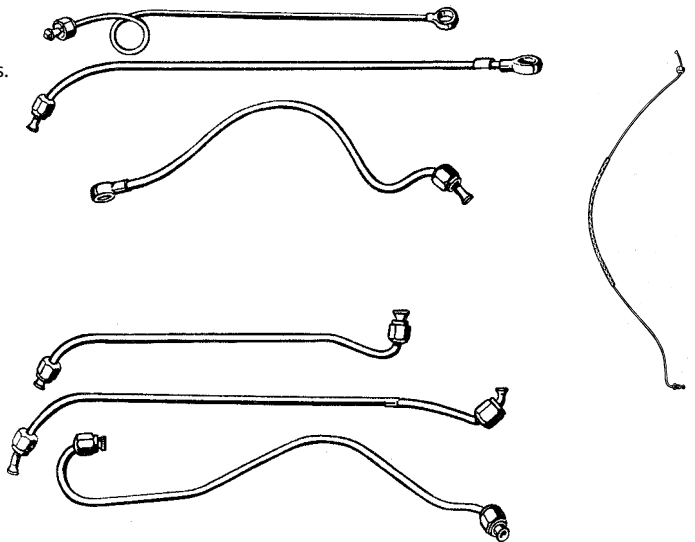
Note: 1937 oil lines will only fit 1937 oil tank with "banjo" style connections.

<b>R3571-37</b>	Feed line	cad	1937	n.a. ☺
<b>R3571-37B</b>	Return line	cad	1937	n.a. ☺
<b>R3572-37</b>	Vent line	cad	1937	n.a. ☺

**R3574-37** Oil pressure indicator pipe 1937 n.a. ☺  
Connection to gauge must be made after fitting on bike.

<b>R3571-38</b>	Feed line	cad	'38-'48	n.a. ☺
<b>R3571-38B</b>	Return line	cad	'38-'48	n.a. ☺
<b>R3572-38</b>	Vent line	cad	'38-'48	n.a. ☺

<b>R3571-38CHR</b>	Feed line	chrome	'38-'48	n.a. ☺
<b>R3571-38BC</b>	Return line	chrome	'38-'48	n.a. ☺
<b>R3572-38C</b>	Vent line	chrome	'38-'48	n.a. ☺



**Knucklehead Oil Lines**

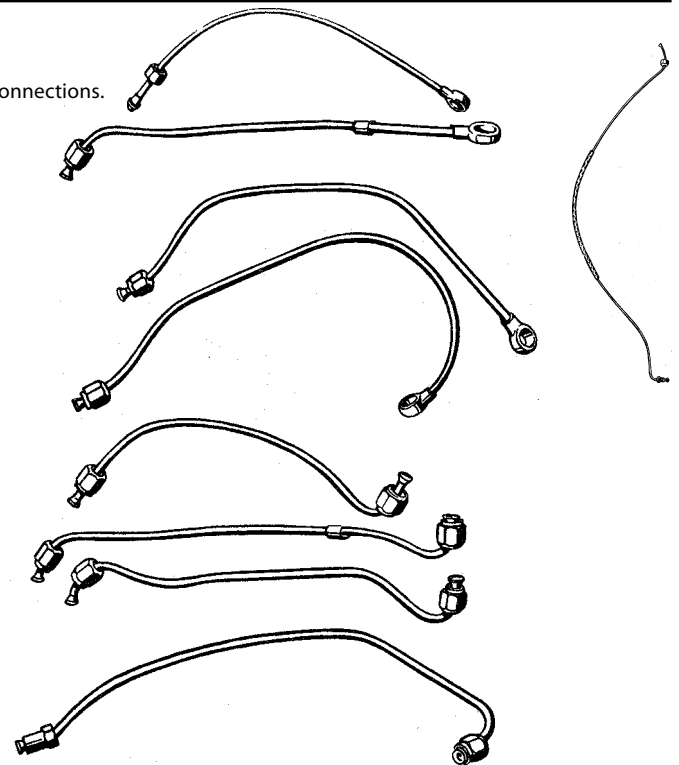
Note: 1936-1937 oil lines will only fit 1936-1937 oil tanks with "banjo" style connections.

<b>R3571-36</b>	Feed line	cad	'36-early'37	n.a. ☺
<b>R3571-37D</b>	Feed line	cad	late'37	n.a. ☺
<b>R3571-36A</b>	Return line	cad	'36-'37	n.a. ☺
<b>R3572-36</b>	Vent line	cad	'36-'37	n.a. ☺

**R3574-36** Oil pressure indicator pipe '36-'37 n.a. ☺  
Connection to gauge must be made after fitting on bike.

<b>R3571-38A</b>	Feed line	cad	'38-'39	n.a. ☺
<b>R3571-40A</b>	Feed line	cad	'40-'47	n.a. ☺
<b>R3571-38C</b>	Return line	cad	'38-'40	n.a. ☺
<b>R3571-41</b>	Return line	cad	'41-'47	n.a. ☺
<b>R3572-38A</b>	Vent line	cad	'38-'47	n.a. ☺

<b>R3571-38AC</b>	Feed line	chrome	'38-'39	n.a. ☺
<b>R3571-40AC</b>	Feed line	chrome	'40-'47	n.a. ☺
<b>R3571-41C</b>	Return line	chrome	'41-'47	n.a. ☺
<b>R3572-38AC</b>	Vent line	chrome	'38-'47	n.a. ☺



<b>R3583-15</b>	Cap, oil tank nipple	cad	2.19 ☺
<b>C9808-6</b>	Cap 6-pack	cad	12.50 ☺

Use on oil tank and oil pump when lines are disconnected, to prevent leakage or contamination during storage.



**R3584-36** Ground wire tab, clamps on return line 12.00 ☺

1936-1940 models have their battery ground wire fastened to the return oil line, to do this with above oil lines use this wire tab.



# Oil Lines

## Oil Line Parts

Following bolt and washer are used with '36-'37 feed and return lines



A.	<b>R3570-36A</b>	Bolt , banjo	large	cad	11.24 ☼
B.	<b>R3570-36B</b>	Washer			1.88 ☼

Following parts are used with '36-'37 vent lines



C.	<b>3572-36A</b>	Nipple		cad	4.50 ☼
D.	<b>3572-36B</b>	Bolt		park	7.00 ☼
"	<b>R3572-36B</b>	Bolt		cad	6.56 ☼
"	<b>R3572-36BC</b>	Bolt		chrome	8.75 ☼
E.	<b>3572-36C</b>	Washer		park	0.60 ☼
"	<b>R3572-36C</b>	Washer		brass	0.50 ☼
F.	<b>R0140</b>	Nut		cad	3.75 ☼
G.	<b>R3615-15</b>	Nipple			5.50 ☼
H.	<b>3615-36</b>	Nipple			12.00 ☼
"	<b>R3615-36P</b>	Nipple		park	9.38 ☼
"	<b>R3615-36</b>	Nipple		cad	9.38 ☼
"	<b>R3615-36C</b>	Nipple		chrome	10.94 ☼

Following parts are used with '36-'37 feed and return lines and '38-'48 all lines.

I.	<b>R3577-15P</b>	Nipple		park	5.00 ☼
"	<b>R3577-15</b>	Nipple		cad	5.00 ☼
"	<b>R3577-15C</b>	Nipple		chrome	6.25 ☼
J.	<b>R3581-15</b>	Flare nut		cad	7.00 ☼
"	<b>R3581-15C</b>	Flare nut		chrome	8.00 ☼
K.	<b>R3583-15</b>	Cap, oil nipple		cad	2.19 ☼
L.	<b>C2735-1</b>	Nipple, for 3/8" hose		cad	4.69 ☼
"	<b>C2070-1</b>	Nipple, for 3/8" hose		chrome	5.00 ☼
	<b>R3587-15C</b>	90 degree connector		chrome	18.00 ☼
	<b>R3588-15C</b>	45 degree connector		chrome	18.00 ☼
	<b>R3589-15C</b>	180 degree connector		chrome	17.00 ☼

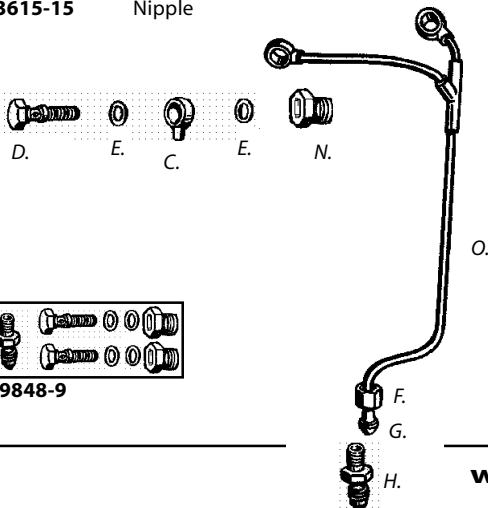


**M1902T** Tap 1/8-27NPT n.a.  
For cleaning threads in pump.



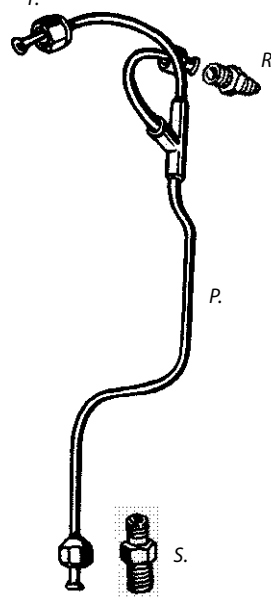
## Rocker Box Feed Line '36-'41

N.	<b>R95-36</b>	Nipple		cad	6.25 ☼
"	<b>R95-36C</b>	Nipple		chrome	7.50 ☼
C.	<b>3572-36A</b>	Banjo		cad	4.50 ☼
D.	<b>3572-36B</b>	Bolt, banjo		park	7.00 ☼
"	<b>R3572-36B</b>	Bolt, banjo		cad	6.56 ☼
"	<b>R3572-36BC</b>	Bolt, banjo		chrome	8.75 ☼
E.	<b>3572-36C</b>	Washer, bolt		park	0.60 ☼
"	<b>R3572-36C</b>	Washer, bolt		brass	0.50 ☼
O.	<b>R3573-36</b>	Feed line			n.a. ☼
"	<b>R3573-36C</b>	Feed line		chrome	n.a. ☼
H.	<b>3615-36</b>	Nipple			12.00 ☼
"	<b>R3615-36P</b>	Nipple		park	9.38 ☼
"	<b>R3615-36</b>	Nipple		cad	9.38 ☼
"	<b>R3615-36C</b>	Nipple		chrome	10.94 ☼
	<b>C9848-9</b>	Nipple and bolt kit		cad	35.63 ☼
	<b>C9847-9</b>	Nipple and bolt kit		chrome	45.00 ☼
F.	<b>R0140</b>	Nut		cad	3.75 ☼
G.	<b>R3615-15</b>	Nipple			5.50 ☼



## Rocker Box Feed Line '42-'47

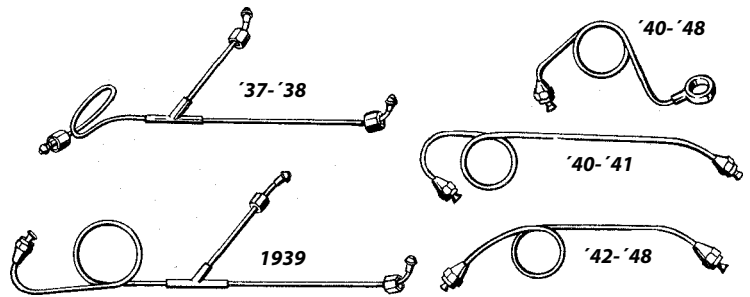
P.	<b>R3573-42</b>	Feed line			n.a. ☼
"	<b>R3573-42C</b>	Feed line		chrome	n.a. ☼
R.	<b>R95-42</b>	Nipple		cad	6.88 ☼
"	<b>R95-42C</b>	Nipple		chrome	7.50 ☼
S.	<b>R95-42A</b>	Nipple		cad	7.50 ☼
"	<b>R95-42AC</b>	Nipple		chrome	8.13 ☼
T.	<b>R3574-42</b>	Nut		cad	4.00 ☼
	<b>C3046-3</b>	Set of 3 nipples		park	21.25 ☼
	<b>C8941-3</b>	Set of 3 nipples		cad	21.25 ☼
	<b>C7349-3</b>	Set of 3 nipples		chrome	23.75 ☼





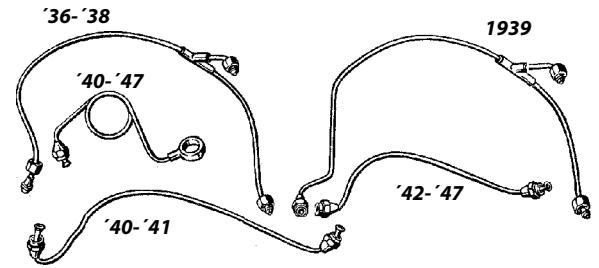
**Flathead Petrol Lines**

<b>R3607-37</b>	Petrol line	'37-'38	n.a. ☉
<b>R3608-39</b>	Petrol line	1939	n.a. ☉
<b>R3608-40</b>	Petrol line	'40-'41	n.a. ☉
<b>R3608-42</b>	Petrol line	'42-'48	n.a. ☉
<b>R3608-42C</b>	Petrol line	chrome '42-'48	n.a. ☉
<b>R3606-40</b>	Cross-over line	'40-'48	n.a. ☉
<b>R3606-40C</b>	Cross-over line	chrome '40-'48	n.a. ☉

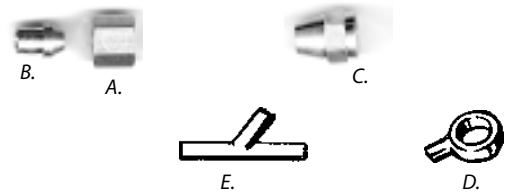


**Knucklehead Petrol Lines**

<b>R3607-36</b>	Petrol line	'36-'38	n.a. ☉
<b>R3607-39</b>	Petrol line	1939	n.a. ☉
<b>R3607-40</b>	Petrol line	'40-'41	n.a. ☉
<b>R3607-41A</b>	Petrol line	'42-'47	n.a. ☉
<b>R3607-41AC</b>	Petrol line	chrome '42-'47	n.a. ☉
<b>R3606-40</b>	Cross-over line	'40-'47	n.a. ☉
<b>R3606-40C</b>	Cross-over line	chrome '40-'48	n.a. ☉
<b>R3606-48A</b>	Cross-over line, use with panhead tanks		n.a. ☉



A. <b>R0140</b>	Nut	cad	'36-'39 lines	3.75 ☉
B. <b>R3615-15</b>	Nipple	cad	'36-'39 lines	5.50 ☉
C. <b>R3612-39</b>	Nut	cad	'39-'48 lines	n.a. ☉
Note: 1939 lines have both type of connection				
D. <b>R3609-40</b>	Nipple, cross-over line		'40-'48	n.a. ☉
E. <b>R3585-15</b>	Petrol line tee only		'36-'39	n.a. ☉
	(use for repairs or to make your own lines)			



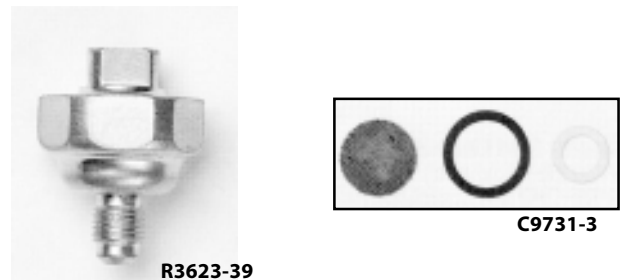
**'36-'38 Petrol Filter**

<b>R3623-32</b>	Petrol filter	Nickle w. brass cap	93.75 ☉
Filter includes screen, corks, and diamond style brass cap.			
<b>R3627-32</b>	Screen, with corks		20.00 ☉
<b>R3629-31</b>	Cap, diamond knurl style, with corks		18.75 ☉
<b>3633-32</b>	Washer, cork		2.00 ☉
<b>R3633-32</b>	Washer, cork		1.13 ☉
<b>R3612-09</b>	Nut only	cad	5.00 ☉
<b>R3617-15</b>	Nipple only, for repairs	cad	5.50 ☉
<b>C3334-1</b>	Flex hose nipple, use on filter and valves		9.81 ☉




**'39-'41 Petrol Filter**

<b>R3623-39</b>	Petrol filter, complete	cad	65.00 ☉
<b>C9731-3</b>	Rebuild kit, includes gaskets and screen		5.31 ☉
<b>3613-39</b>	Gasket, filter screen		0.40 ☉
<b>R1285-33</b>	Gasket, filter to carburetor		1.80 ☉



**'42-'48 Petrol Filter**

<b>R3623-41M</b>	Petrol filter	zinc	50.00
<b>R3623-41MC</b>	Petrol filter	chrome	55.00
<b>C9660-1</b>	Petrol filter <b>COLONY</b>	cad	90.00 ☉
Filters include screen, two corks and cap.			
<b>R3627-32</b>	Screen, with corks		20.00 ☉
<b>R3629-32</b>	Cap, petrol filter	cad	15.00 ☉
<b>R3629-32C</b>	Cap, petrol filter	chrome	17.50 ☉
<b>3633-32</b>	Washer, cork		2.00 ☉
<b>R3633-32</b>	Washer, cork		1.13 ☉
<b>R3612-09</b>	Nut only	cad	5.00 ☉
<b>R3617-15</b>	Nipple only, for repairs	cad	5.50 ☉



## Petrol Filters & Valves

**C2212-1** Petrol filter, use with neoprene fuel line 88.75 ✪



C2212-1

### Flexible Hose Fittings

**R3612-40C** Fits valve, right tank and filter '40-'49 9.38 ✪ (flare type connections)  
**R3612-50C** Fits '50-'65 type valve and filter 9.38 ✪ (rubber seal connections)  
**R3609-41C** Cross-over fitting 10.63 ✪



**C3340-3** Set of 3 fittings '40-'49 cad 28.75 ✪  
**C2821-3** Set of 3 fittings '40-'49 chrome 30.00 ✪  
**C3337-3** Set of 3 fittings '50-'65 cad 28.75 ✪  
**C7807-3** Set of 3 fittings '50-'65 chrome 30.00 ✪

**C3339-1** Fits Linkert carburetor cad 9.38 ✪  
**C7158-2** Fits Linkert carburetor chrome 9.38 ✪  
 (necessary when you don't use fuel filter)



### '40-'48 Petrol Valve

**R3641-40kit** Petrol valve, complete chrome cap 72.50  
**R3641-40kitP** Petrol valve, complete park cap 71.50

This kit is for 750cc models and will give very little reserve petrol supply when used on Big Twins.

Complete valve includes all parts pictured, except extension knob.

A. **C7801-2** Extension knob chrome 13.75 ✪

C. **R018** Screw cad 0.63 ✪  
 " **R018C** Screw chrome 0.75 ✪

D. **R0352** Lockwasher zinc 0.20 ✪

E. **R3633-40** Rod, adjusting cad 18.50

F. **4764-26** Spring, adjusting rod 2.00 ✪

G. **R3634-40** Rubber seal 7.81 ✪

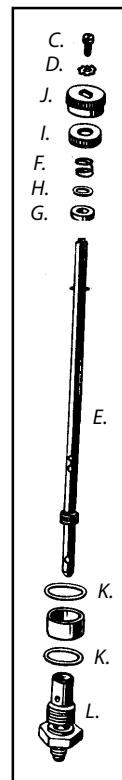
H. **R3635-40** Washer, rod 1.00 ✪

I. **R3636-40P** Cap, tank park 8.75 ✪  
 " **R3636-40** Cap, tank cad 8.75 ✪

J. **R3637-40P** Knob, adjusting park 11.25 ✪  
 " **R3637-40B** Knob, adjusting black 5.00 ✪  
 " **R3637-40C** Knob, adjusting chrome 12.50 ✪

K. **R3638-40** Washer, nipple brass 1.70 ✪

L. **R3639-40** Nipple, gas valve cad 25.00 ✪



R3641-40kit



A.



**C2703-7** Upper parts kit park 30.63 ✪  
**C2702-7** Upper parts kit chrome 33.13 ✪

**Front Fender**

<b>R0308</b>	Rivet 3/16" x 9/16" round head (braces to clips)		0.35 ☼
<b>0314</b>	Rivet 3/16" x 3/8" truss head ( fenders to braces )		1.00 ☼
<b>D. R3749-30P</b>	Screw, fender to fork	park	6.00 ☼
<b>" R3749-30</b>	Screw, fender to fork	cad	6.00 ☼
<b>" R3749-30C</b>	Screw, fender to fork	chrome	7.00 ☼
<b>R0259P</b>	Lockwasher	park	0.25 ☼
<b>R0259</b>	Lockwasher	zinc	0.25 ☼
<b>R0259C</b>	Lockwasher	chrome	0.38 ☼
<b>R0117P</b>	Nut	park	1.19 ☼
<b>R0117M</b>	Nut	cad	1.25 ☼
<b>R0117C</b>	Nut	chrome	0.94 ☼
<b>E. 3732-34</b>	Brace clip lock, left	park	9.00 ☼
<b>" R3732-34</b>	Brace clip lock, left	park	6.88 ☼
<b>F. 3732-34A</b>	Brace clip lock, right	park	9.00 ☼
<b>" R3732-34A</b>	Brace clip lock, right	park	6.88 ☼
<b>R3732-34Aset</b>	Pair of locks		6.00




"truss head"



"round head"




D.



E.

F.



**R11530-46** Pair nameplates "DeLuxe" 28.00

**Front fender mounting kit**

Includes fender to fork screws and lower brace locks and nuts.

<b>C9680-6</b>	Mounting kit	parkerized	22.50 ☼
<b>C8203-6</b>	Mounting kit	cad plated	22.50 ☼
<b>C9742-6</b>	Mounting kit	chrome plated	26.25 ☼
<b>C8009-2</b>	Pair of locks only	parkerized	13.75 ☼




**C8203-6**



**C9786-11** Fender lamp wire kit '36-'47 32.50 ☼

Steel tube, clamps, nuts, connectors, wire and loom will secure wire to fender as original.



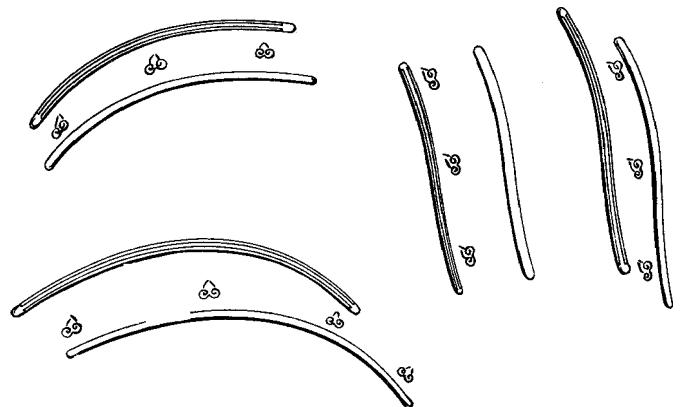
**R3757-26** Mudflap rubber black n.a. ☼  
Mudflap is reinforced rubber as original. Includes parkerized hardware.

<b>R033P</b>	Screw, mudflap	park	0.63 ☼
<b>R033</b>	Screw, mudflap	cad	0.69 ☼
<b>R033C</b>	Screw, mudflap	chrome	0.85 ☼
<b>R0205P</b>	Washer	park	0.38 ☼
<b>R0254P</b>	Lockwasher	park	0.24 ☼
<b>R0254</b>	Lockwasher	zinc	0.20 ☼
<b>R0254C</b>	Lockwasher	chrome	0.38 ☼
<b>R0104P</b>	Nut	park	0.50 ☼
<b>R0104Z</b>	Nut	zinc	0.40 ☼
<b>R0104C</b>	Nut	chrome	0.75 ☼

**Fender Side Strips**

Stainless steel, used on '39-'48 models.


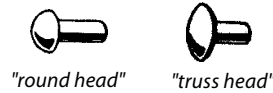
<b>R3716-39</b>	Front fender trim (4 pcs.) with clips		75.00 ☼
<b>R3716-39i</b>	Front fender trim (4 pcs.) with clips		30.00
<b>R3716-39i.5pack</b>	5 Front fender trim sets		120.00
<b>R3717-39</b>	Rear fender trim (4 pcs.) with clips		75.00 ☼
<b>R3717-39i</b>	Rear fender trim (4 pcs.) with clips		30.00
<b>R3717-39i.5pack</b>	5 Rear fender trim sets		120.00
<b>R6231-39</b>	Sidecar fender trim +clips (right hand)		41.00 ☼
<b>R3765-39</b>	Set clips only (26)		14.00 ☼



## Fender Parts

### Rear Fender

	<b>3741-34</b>	Rear fender end brace	'36-'48	17.00	✚
	<b>3752-30P</b>	Pin, rear hinge park	'36-'48	6.00	✚
	<b>R0308</b>	Rivet 3/16" x 9/16" round head (braces to clips)		0.35	✚
	<b>0314</b>	Rivet 3/16" x 3/8" truss head (fenders to braces)		1.00	✚
	<b>C2805-5</b>	Brass hinge pin with rivets		11.56	✚
	<b>C2806-5</b>	Parkerized hinge pin with rivets		9.06	✚
C.	<b>R3743-23</b>	Bolt, rear, with nut park	'36-'41	7.50	✚
	<b>R0117P</b>	Nut only park	'36-'41	1.19	✚
	<b>R0117M</b>	Nut only cad	'36-'41	1.25	✚
	<b>R0117C</b>	Nut only chrome	'36-'41	0.94	✚
D.	<b>3743-42</b>	Bolt, rear, with nut park	'42-'48	3.00	✚
"	<b>R3743-42P</b>	Bolt, rear, with nut park	'42-'48	3.31	✚
"	<b>R3743-42</b>	Bolt, rear, with nut cad	'42-'48	3.31	✚
"	<b>R3743-42C</b>	Bolt, rear, with nut chrome	'42-'48	4.06	✚
	<b>R0214P</b>	Washer park		0.50	✚
	<b>R0214</b>	Washer cad		0.50	✚
	<b>R0214C</b>	Washer chrome		0.65	✚
	<b>R0259P</b>	Lockwasher park		0.25	✚
	<b>R0259</b>	Lockwasher zinc		0.25	✚
	<b>R0259C</b>	Lockwasher chrome		0.38	✚
	<b>R0111P</b>	Nut park		1.13	✚
	<b>R0111</b>	Nut cad		1.19	✚
	<b>R0111C</b>	Nut chrome		1.00	✚



E.	<b>R3749-30P</b>	Screw, oval head park		6.00	✚
"	<b>R3749-30</b>	Screw, oval head cad		6.00	✚
"	<b>R3749-30C</b>	Screw, oval head chrome		7.00	✚
	<b>R0259P</b>	Lockwasher park		0.25	✚
	<b>R0259</b>	Lockwasher zinc		0.25	✚
	<b>R0259C</b>	Lockwasher chrome		0.38	✚
	<b>R0117P</b>	Nut park		1.19	✚
	<b>R0117M</b>	Nut cad		1.25	✚
	<b>R0117C</b>	Nut chrome		0.94	✚



F.	<b>R3747-36</b>	Rear fender clamp 1" rise	park	n.a.	✚
"	<b>R3747-36A</b>	Rear fender clamp 1-1/4" rise	park	n.a.	✚
G.	<b>R3743-47</b>	Carriage bolt, upper	park	8.75	✚
H.	<b>3748-36</b>	Bolt, lower 13/16"	park	8.00	✚
"	<b>R3748-36P</b>	Bolt, lower 13/16"	park	5.31	✚
"	<b>R13035-36P</b>	Bolt, lower 1"	park	5.63	✚
	<b>C2493-6</b>	Mounting kit	park	50.00	✚
	<b>C3220-6</b>	Mounting kit	chrome	62.50	✚

### Rear Fender Mounting Kits


Includes all parts pictured.

<b>C3041-18</b>	Mounting kit plain heads	park	43.75	✚
<b>C9707-18</b>	Mounting kit "cp" heads	park	43.75	✚
<b>C8202-18</b>	Mounting kit	cad	43.75	✚
<b>C9708-18</b>	Mounting kit	chrome	58.75	✚

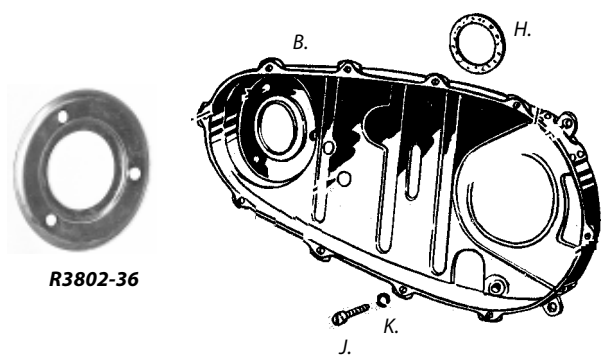
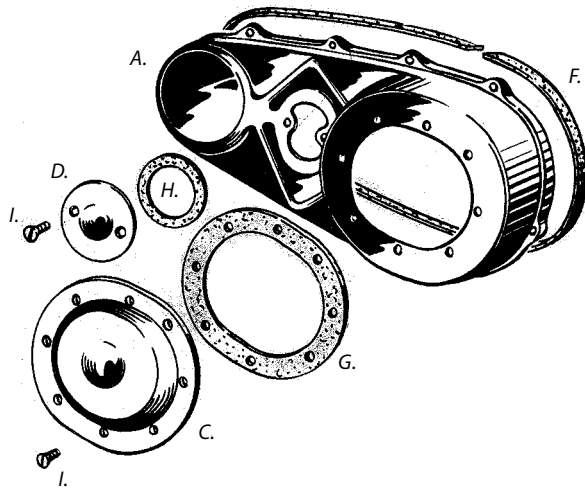


### Rear Chainguard

P.	<b>R3817-36B</b>	Rear chainguard	black	n.a.	
"	<b>R3817-36C</b>	Rear chainguard	chrome	n.a.	
	<b>R0208P</b>	Washer	park	0.38	✚
	<b>R0208Z</b>	Washer	zinc	0.30	✚
	<b>R0208C</b>	Washer	chrome	0.50	✚
	<b>0108</b>	Nut	park	1.50	✚
	<b>R0108P</b>	Nut	park	1.13	✚
	<b>R0108M</b>	Nut	cad	1.19	✚
	<b>R0108C</b>	Nut	chrome	0.88	✚
	<b>R0256P</b>	Lockwasher	park	0.25	✚
	<b>R0256</b>	Lockwasher	zinc	0.25	✚
	<b>R0256C</b>	Lockwasher	chrome	0.38	✚



## Front Chainguard



A.	<b>R3801-36A</b>	Front chain outer guard	black	n.a.
"	<b>R3801-36AC</b>	Front chain outer guard	chrome	n.a.
	<b>R3802-36</b>	Reinforcement, inner chain guard		17.50
B.	<b>R3803-36</b>	Front chain inner guard	black	n.a.
"	<b>R3803-36CHR</b>	Front chain inner guard	chrome	n.a.
C.	<b>R3810-36</b>	Cover, clutch	black	n.a.
"	<b>R3810-36C</b>	Cover, clutch	chrome	14.00 ☉
"	<b>R3810-36C.bird</b>	Cover, clutch bird style	chrome	19.00 ☉
D.	<b>R3811-36</b>	Cover, chain inspection	black	n.a.
"	<b>R3811-36C</b>	Cover, chain inspection	chrome	n.a. ☉


F.	<b>R3808-36</b>	Cork		3.00 ☉
"	<b>R3808-36-X</b>	Cork/rubber blend		5.50 ☉
G.	<b>R3810-36A</b>	Cork/rubber blend		3.00 ☉
H.	<b>3811-36A</b>	Cork		1.50 ☉
"	<b>R3811-36A</b>	Cork/rubber blend		1.00 ☉
	<b>R3808-36set</b>	Set corks and gaskets	'36-'64	40.00 ☉
I.	<b>R048AP</b>	Screw	park	0.94 ☉
"	<b>R048A</b>	Screw	cad	1.00 ☉
"	<b>R048AC</b>	Screw	chrome	1.25 ☉
J.	<b>R037P</b>	Screw	park	0.63 ☉
"	<b>R037</b>	Screw	cad	0.69 ☉
"	<b>R037C</b>	Screw	chrome	1.13 ☉
K.	<b>R0254P</b>	Lockwasher	park	0.25 ☉
"	<b>R0254</b>	Lockwasher	zinc	0.20 ☉
"	<b>R0254C</b>	Lockwasher	chrome	0.38 ☉

M.	<b>R3803-36C</b>	Nipple, drain tube		8.13 ☉
N.	<b>R3803-36D</b>	Inner primary drain tube (includes nut)	cad '36-'48	n.a. ☉




### Inner Chainguard Mounting Kits

<b>C3073-16</b>	Mounting kit	'36-'44 type	park	28.75 ☉
<b>C3045-14</b>	Mounting kit		park	26.25 ☉
<b>C7811-14</b>	Mounting kit		cad	26.25 ☉
<b>C9601-10</b>	Set rear bolts and springs only		park	11.25 ☉
<b>C2071-10</b>	Set rear bolts and springs only		chrome	15.63 ☉



C7811-14



C9601-10



### Outer Chainguard Screw Kits

Includes 10 outer screws with lockwashers and 10 cover screws.

<b>C9724-30</b>	Slotted head screws	park	18.75 ☉
Above kit includes parkerized chain guard screws and cad plated cover screws as original.			
<b>C8156-30</b>	Slotted head screws	cad	20.63 ☉
<b>C8155-30</b>	Slotted head screws	chrome	26.25 ☉
<b>C8756-30</b>	Allen head screws	chrome	25.63 ☉
<b>C8756-30-P</b>	Allen head screws	polished	27.50 ☉
<b>C7414-20</b>	Acorn head screws	chrome	68.75 ☉
<b>C8468-20</b>	Cap head screws	chrome	71.25 ☉



C9724-30



## Wheel Parts

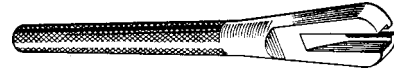
### Spokes and Sets



<b>3943-36N</b>	Spoke, rear wheel	park	18" wheel	n.a.
<b>R3947-29P</b>	Nipple, rear wheel	park		n.a.
<b>R3947-29</b>	Nipple, rear wheel	bare		1.60
<b>R3947-29C</b>	Nipple, rear wheel	chrome		n.a.
<b>R3943-40Achr</b>	Set spokes and nipples	16" chrome		n.a.
<b>3942-40A</b>	Set spokes and nipples	18" park		n.a.

(the 18" wheel set has original new spokes and repro nipples)

<b>C2693-1</b>	Spoke nipple wrench	65.63	✪
<b>C2662-1</b>	Spoke nipple wrench, metric	61.25	✪



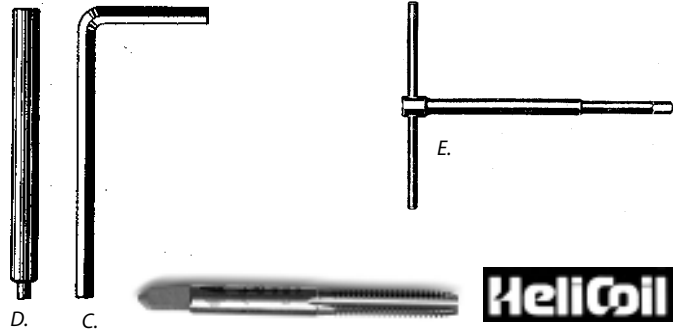
### Wheel Bolts

A.	<b>R4026-35</b>	Wheel bolt	3/8" -20	park	3.00	✪
"	<b>R4026-35.10pack</b>	10 Wheel bolts		park		
"	<b>R4026-35P</b>	Wheel bolt	<b>Colony</b> 3/8" -20	park	6.00	✪
"	<b>R4026-35C</b>	Wheel bolt	3/8" -20	chrome	2.20	✪
"	<b>R4026-35C.10pack</b>	10 Wheel bolts		chrome	18.00	✪
"	<b>R4026-35S</b>	Oversize bolt	<b>Colony</b> 7/16"-20	park	6.00	✪
B.	<b>4035-37</b>	Dowel pin, brake drum			4.00	✪
"	<b>R4035-37</b>	Dowel pin, brake drum			1.50	



### Wheel Bolt Tools

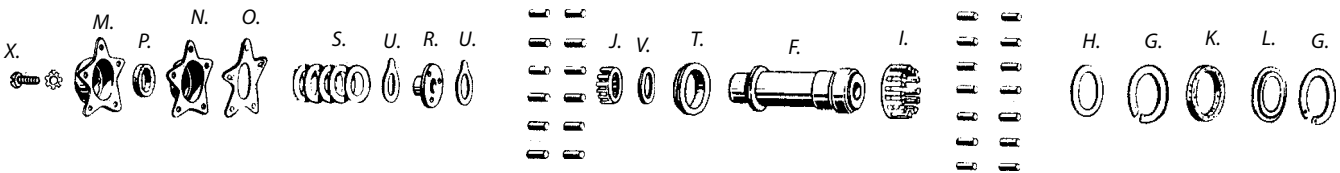
C.	<b>R11815-35</b>	Wrench, wheel mounting bolt	11.00	
Special design, extra long short end for easy use on 16" wheels.				
D.	<b>11817-40</b>	Extension, wrench	7.00	✪
E.	<b>R12025-35</b>	Shop wrench, wheel bolts	75.00	✪



<b>tap160-807</b>	Tap	3/8"-20 standard screws	10.00	✪
<b>M1440T</b>	Tap	7/16"-20 oversize screws	n.a.	✪

<b>H5540-6</b>	Thread repair kit	3/8"-20	83.00	✪
(includes tap, installation tool and 6 inserts)				
<b>HR389-6</b>	Set Heli-Coil® inserts only	(6)	16.00	✪

### Wheel Hub



F.	<b>R3963-35i</b>	Bearing sleeve	18.00		
"	<b>R3963-35i.10pack</b>	10 Bearing sleeves	130.00		
G.	<b>R3965-35</b>	Ring, lock retaining	1.70		
H.	<b>3966-39</b>	Washer, brake thrust	3.50	✪	
"	<b>R3966-39</b>	Washer, brake thrust	2.25	✪	
I.	<b>3967-35</b>	Retainer, roller	large	18.00	✪
"	<b>R3967-35</b>	Retainer, roller	large	14.00	✪
J.	<b>417-30</b>	Retainer, roller	small	n.a.	
K.	<b>3968-35</b>	Washer, sprocket side	(cork)	1.50	✪
"	<b>R3968-35</b>	Washer, sprocket side	(cork)	3.00	✪
L.	<b>3970-35</b>	Retainer, cork washer	2.50	✪	
M.	<b>3972-35</b>	Cover, outer bearing	park	19.00	✪
N.	<b>3974-35</b>	Cover, inner bearing	n.a.		
O.	<b>R3975-35</b>	Gasket, inner cover	1.70	✪	
P.	<b>3976-35</b>	Washer, small	(cork)	1.50	✪
"	<b>R3976-35</b>	Washer, small	(cork)	3.00	✪
R.	<b>R3978-35</b>	Sleeve, thrust bearing	20.00		
S.	<b>R3980-35.002</b>	Shim, thrust adjusting	.002"	0.40	✪
"	<b>R3980-35.002.10pack</b>	10 Shims	.002"	3.00	✪
"	<b>R3980-35.007</b>	Shim, thrust adjusting	.007"	0.50	✪
"	<b>R3980-35.007.10pack</b>	10 Shims	.007"	4.00	✪
T.	<b>3981-39</b>	Thrust collar (pressed in hub)	n.a.		
U.	<b>3982-35</b>	Washer, thick thrust	8.00	✪	
"	<b>R3982-35</b>	Washer, thick thrust	3.50	✪	
"	<b>R3982-35.10pack</b>	10 Washers, thick thrust	28.00	✪	
V.	<b>R3982-39</b>	Washer, hub sleeve thrust	2.50	✪	
	<b>R0340</b>	Grease nipple	'36-'37 Nickle	3.75	✪
	<b>R0344</b>	Grease nipple	'38-'48 zinc	2.63	✪
	<b>R0344C</b>	Grease nipple	'38-'48 chrome	2.75	✪

### Cover Screws

X.	<b>050</b>	Screw, outer cover	park	2.00	✪
"	<b>R050P</b>	Screw, outer cover	park	1.38	✪
"	<b>R050</b>	Screw, outer cover	cad	1.44	✪
"	<b>R050C</b>	Screw, outer cover	chrome	1.63	✪
"	<b>R0363P</b>	Lockwasher	park	0.38	✪
"	<b>R0363</b>	Lockwasher	zinc	0.20	✪

### Kits include 5 screws with lockwashers.

<b>C9670-10</b>	Kit	slotted heads	park	8.13	✪
<b>C8201-10</b>	Kit	slotted heads	cad	8.13	✪
<b>C8200-10</b>	Kit	slotted heads	chrome	11.25	✪
<b>C7144-5</b>	Kit	acorn heads	chrome	18.75	✪
<b>C8451-5</b>	Kit	cap heads	chrome	18.75	✪

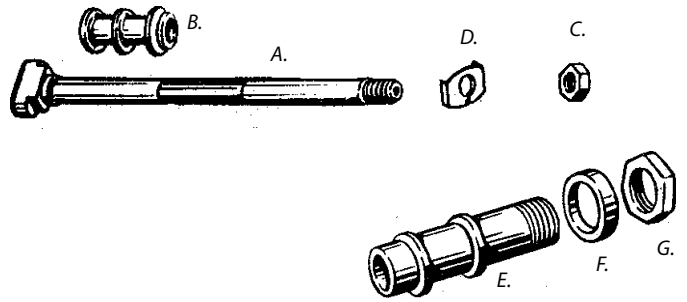
### Bearing Rollers

Rollers are sold each or in 100-packs.

Z.	<b>R2289-25</b>	Roller, standard	0.2498" x .490"	0.50	✪
"	<b>R9219</b>	Roller, oversize	+.0001"	0.50	✪
"	<b>R2289-25D</b>	Roller, oversize	+.0002"	0.50	✪
"	<b>R9218</b>	Roller, oversize	+.0003"	0.50	✪
"	<b>R2289-25F</b>	Roller, oversize	+.0004"	0.50	✪
"	<b>R9217</b>	Roller, oversize	+.0005"	0.50	✪
"	<b>R2289-25H</b>	Roller, oversize	+.0006"	0.50	✪
"	<b>R2289-25KA</b>	Roller, oversize	+.0008"	0.50	✪
"	<b>R2289-25MA</b>	Roller, oversize	+.0010"	0.50	✪
"	<b>R2289-25MA20</b>	Roller, oversize	+.0020"	0.50	✪

**Rear Axle**

A.	<b>R3995-36C</b>	Rear axle (hex end)	chrome	42.00
B.	<b>R4007-36P</b>	Spacer, axle	park	22.50 ☉
"	<b>R4007-36</b>	Spacer, axle	zinc	17.00 ☉
"	<b>R4007-36C</b>	Spacer, axle	chrome	28.75 ☉
C.	<b>R3996-36P</b>	Nut, axle	park	3.13 ☉
"	<b>R3996-36</b>	Nut, axle	cad	3.38 ☉
"	<b>R3996-36C</b>	Nut, axle	chrome	5.00 ☉
D.	<b>R3958-32P</b>	Lockwasher	park	6.88 ☉
"	<b>R3958-32</b>	Lockwasher	cad	6.88 ☉
"	<b>R3958-32C</b>	Lockwasher	chrome	7.50 ☉
E.	<b>R4008-36</b>	Axle sleeve		31.00 ☉
F.	<b>R3961-30P</b>	Collar, sleeve	park	6.25 ☉
"	<b>R3961-30</b>	Collar, sleeve	cad	6.25 ☉
"	<b>R3961-30C</b>	Collar, sleeve	chrome	8.75 ☉
G.	<b>R3963-30P</b>	Nut, axle sleeve	park	13.75 ☉
"	<b>R3963-30</b>	Nut, axle sleeve	cad	13.75 ☉
"	<b>R3963-30C</b>	Nut, axle sleeve	chrome	15.63 ☉



**Axle Nut Kits**

Include axle nut, sleeve nut, spacer, lockwasher

<b>C9692-4</b>	Axle nut kit	park	30.00 ☉
<b>C8161-4</b>	Axle nut kit	cad	30.00 ☉
<b>C8160-4</b>	Axle nut kit	chrome	37.50 ☉



**Axle Adjusters**



<b>R2827-36P</b>	Adjusting screw	park	7.19 ☉
<b>R2827-36</b>	Adjusting screw	cad	7.19 ☉
<b>R2827-36C</b>	Adjusting screw	chrome	8.44 ☉
<b>R2827-36T</b>	Adjusting screw	chrome	4.00

<b>R2826-30</b>	Extra long adjusting screw	cad	12.50 ☉
<b>R3011-30</b>	Spacer for long adjusting screw	park	3.75 ☉

(long screw with spacer can be used for easier access on sidecar models)

**Heli-Coil® thread repair**

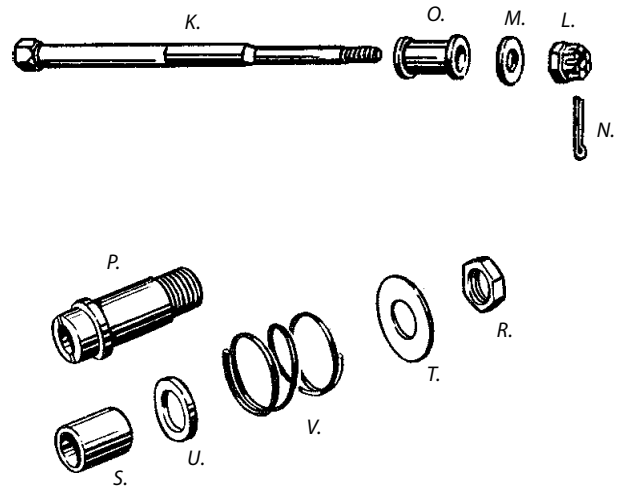
To repair 3/8"-24 thread in frame for axle adjusters.  
Kit includes tap, 12 inserts and installation tool.

<b>H5528-6</b>	Heli-coil repair kit	65.00 ☉
<b>HR1191-6</b>	Set inserts only	26.00 ☉
<b>M6125D</b>	Drill 25/64" use with kit	n.a. ☉



**Front Axle**

K.	<b>R4176-36</b>	Front axle	black	n.a.
L.	<b>R4178-30P</b>	Axle nut, flanged	park '36-'41	10.00 ☉
"	<b>R4178-30C</b>	Axle nut, flanged	chrome '36-'41	11.25 ☉
"	<b>R4178-42P</b>	Axle nut	park '42-'48	6.25 ☉
"	<b>R4178-42</b>	Axle nut	cad '42-'48	7.50 ☉
"	<b>R4178-42C</b>	Axle nut	chrome '42-'48	9.38 ☉
M.	<b>R13458-36P</b>	Washer	park '42-'48	1.25 ☉
"	<b>R13458-36cad</b>	Washer	cad '42-'48	1.38 ☉
"	<b>R13458-36C</b>	Washer	chrome '42-'48	1.75 ☉
N.	<b>R0292P</b>	Cotter pin	park	0.25 ☉
"	<b>R0292</b>	Cotter pin	zinc	0.15 ☉
O.	<b>R4180-36</b>	Spacer, axle	park	18.13 ☉
"	<b>R4180-36C</b>	Spacer, axle	chrome	24.38 ☉
P.	<b>R4182-36</b>	Axle sleeve		33.00 ☉
R.	<b>R4184-30P</b>	Nut, sleeve	park	7.50 ☉
"	<b>R4184-30</b>	Nut, sleeve	cad	8.13 ☉
"	<b>R4184-30C</b>	Nut, sleeve	chrome	10.00 ☉
S.	<b>R4116-36</b>	Bushing, side cover		16.00 ☉
T.	<b>4109-36</b>	Washer	plain	n.a. ☉
"	<b>R4109-36</b>	Washer	cad	6.88 ☉
U.	<b>R4109-36A</b>	Seal	cork	3.00 ☉
V.	<b>4109-36B</b>	Spring	black	9.00 ☉
"	<b>R4109-36B</b>	Spring	black	6.25 ☉
	<b>C8617-4</b>	Front brake seal set		15.00 ☉




**Front Axle Nut Kits**

Include axle nut and sleeve nut

<b>C9406-3</b>	Axle nut kit	park '36-'41	21.88 ☉
<b>C9405-3</b>	Axle nut kit	chrome '36-'41	30.00 ☉
<b>C2816-3</b>	Axle nut kit	park '42-'48	15.63 ☉
<b>C8163-3</b>	Axle nut kit	cad '42-'48	16.25 ☉
<b>C8162-3</b>	Axle nut kit	chrome '42-'48	21.25 ☉



C8617-4



C8163-3

# Rear Brake

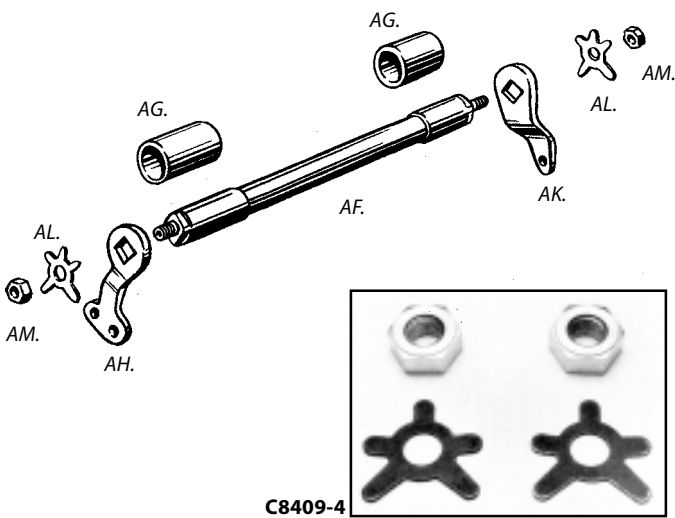
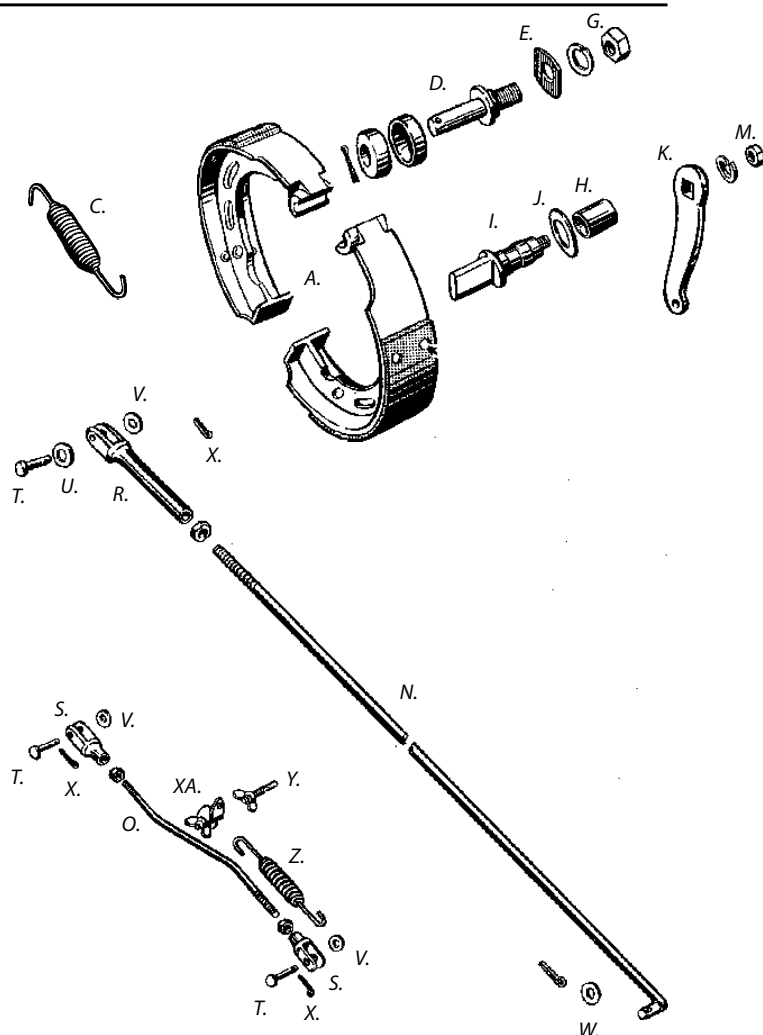
A.	<b>R4038-38A</b>	Set brake shoes	'38-'48	31.00
	<b>R4114-36</b>	Linings set, with rivets	'36 Knuckle	15.00 *
	<b>R4114-38</b>	Linings set, with rivets	'38-'48	12.50
C.	<b>R4050-30</b>	Spring, brake shoe		3.50
<hr/>				
D.	<b>R4058-38</b>	Pivot stud, with cups	'38-'57	28.75 *
E.	<b>R4059-35P</b>	Pivot stud plate	park	7.00
"	<b>R4059-35</b>	Pivot stud plate	zinc	5.00
	<b>R0292</b>	Cotter pin	zinc	0.15 *
G.	<b>R2634-30AP</b>	Nut	park	2.50 *
"	<b>R2634-30A</b>	Nut	cad	2.50 *
"	<b>R2634-30AC</b>	Nut	chrome	3.44 *
"	<b>R2634-30AZ</b>	Nut, self-locking	zinc	1.95 *
H.	<b>R4037-37</b>	Bushing steel	'37-'48	9.00 *
"	<b>R4037-37os</b>	Bushing .015" oversize	'37-'48	11.00 *
I.	<b>R4054-37</b>	Operating shaft	'37-'48	25.00
J.	<b>R4055-31</b>	Spring washer		2.25 *
K.	<b>R4056-36P</b>	Lever	park	52.50 *
"	<b>R4056-36C</b>	Lever	chrome	n.a.
M.	<b>0129</b>	Nut	park	1.50 *
"	<b>R0129P</b>	Nut	park	1.44 *
"	<b>R0129</b>	Nut	cad	1.56 *
"	<b>R0129C</b>	Nut	chrome	1.75 *
<hr/>				
N.	<b>R4065-36</b>	Rear brake rod	park	n.a. *
"	<b>R4065-36C</b>	Rear brake rod	chrome	16.00
O.	<b>R4073-37</b>	Front brake rod	park	n.a. *
"	<b>R4073-37C</b>	Front brake rod	chrome	n.a. *
	<b>R6185-41A</b>	Sidecar brake rod	park	32.00 *
R.	<b>R4067-30</b>	Clevis, long (11,5 cm)	park	n.a. *
"	<b>R4067-30C</b>	Clevis, long (11,5 cm)	chrome	n.a. *
	Above "long" clevises are exact replacement parts			
"	<b>R4067-51C</b>	Clevis, short style (10cm)	chrome	10.00
S.	<b>R2422-30A</b>	Clevis, front	park	n.a. *
"	<b>R2422-30AC</b>	Clevis, front	chrome	6.00
T.	<b>2423-30</b>	Clevis pin		1.00 *
U.	<b>R8045-36F</b>	Spring washer		1.38 *
V.	<b>R0207P</b>	Washer		0.44 *
W.	<b>R0212P</b>	Washer		0.50 *
X.	<b>R0290P</b>	Cotter pin	park	0.19 *
"	<b>R0290</b>	Cotter pin	zinc	0.15 *
XA.	<b>R2958-35</b>	Lock w.stud and nut '37-early'40	park	38.75 *
"	<b>R2958-35P</b>	Lock w.stud and nut late'40-up	park	28.13 *
"	<b>R2958-35cad</b>	Lock w.stud and nut late'40-up	cad	28.13 *
Y.	<b>R2958-35A</b>	Brake lock stud and wing nut only		4.00 *
Z.	<b>R2964-26</b>	Spring, lever	black	6.00
"	<b>R2964-26P</b>	Spring, lever	park	6.00
"	<b>R2964-26C</b>	Spring, lever	chrome	7.50
AA.	<b>2960-36</b>	Stud, brake lever	fits '36-'48	15.00 *
"	<b>R2960-36</b>	Stud kit	'36-'38	31.25 *
"	<b>R2960-36os</b>	Stud kit, oversize	'36-'38	32.50 *
"	<b>R2960-39</b>	Stud kit	'39-'48	31.25 *
"	<b>R2960-39os</b>	Stud kit, oversize	'39-'48	32.50 *
AB.	<b>R0265P</b>	Lockwasher	park	0.69 *
"	<b>R0265</b>	Lockwasher	zinc	0.75 *
"	<b>R0265C</b>	Lockwasher	chrome	0.94 *
AC.	<b>R0136P</b>	Nut	park	1.63 *
"	<b>R0136</b>	Nut	cad	1.69 *
"	<b>R0136C</b>	Nut	chrome	1.75 *
AD.	<b>R0231P</b>	Washer	park	1.25 *

## Footbrake lever and bracket mounting kit

<b>C3044-7</b>	Lever and bracket mounting kit	plain	park	6.88 *
<b>C9734-7</b>	Lever and bracket mounting kit	"CP"	park	6.88 *
<b>C9733-7</b>	Lever and bracket mounting kit	cad		6.88 *
<b>C9732-7</b>	Lever and bracket mounting kit	chrome		9.38 *

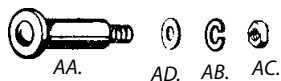


C9734-7



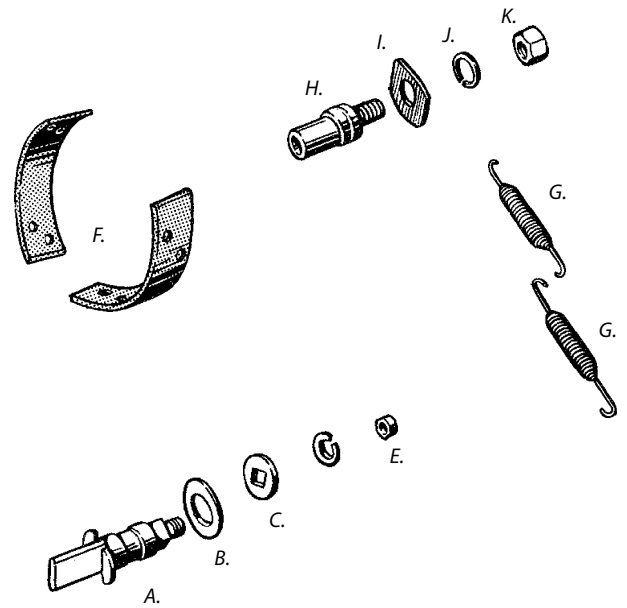
C8409-4

AF.	<b>R4075-31</b>	Cross-over shaft		38.00
AG.	<b>R4075-31A</b>	Bushing		10.00 *
	<b>C2712-1</b>	Bushing installing tool		13.13 *
	<b>C2796-2</b>	Grease nipple with extension		10.94 *
AH.	<b>R4076-37C</b>	Lever, right	chrome	n.a.
AK.	<b>R4077-36C</b>	Lever, left	chrome	n.a.
AL.	<b>R4078-30</b>	Lockwasher	park	4.38 *
AM.	<b>R4079-26P</b>	Nut	park	5.94 *
"	<b>R4079-26</b>	Nut	cad	5.94 *
	<b>C9677-4</b>	Nut and washer kit	park	19.38 *
	<b>C7820-4</b>	Nut and washer kit	cad	20.00 *
	<b>C8409-4</b>	Nut and washer kit	chrome	21.88 *



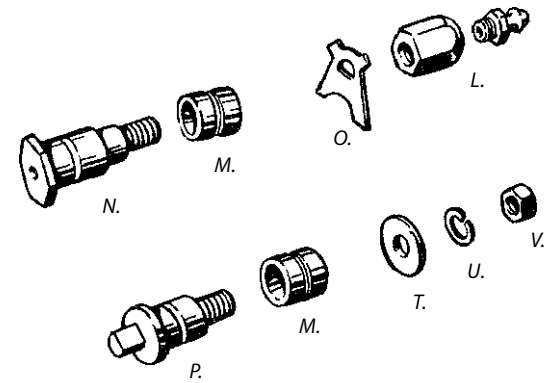


A.	<b>R4054-36</b>	Operating shaft		n.a.
B.	<b>R4055-31</b>	Spring washer		2.25 ☼
C.	<b>R4124-36A</b>	Washer	park	9.38 ☼
E.	<b>0129</b>	Nut	park	1.50 ☼
"	<b>R0129P</b>	Nut	park	1.44 ☼
"	<b>R0129</b>	Nut	cad	1.56 ☼
"	<b>R0129C</b>	Nut	chrome	1.75 ☼
F.	<b>R4114-36</b>	Set linings & rivets	'36-'38	15.00 ☼
"	<b>R4114-39</b>	Set linings & rivets	'39-'48	17.00
G.	<b>2964-35</b>	Spring, brake shoe	black	n.a. ☼
H.	<b>4118-36</b>	Pivot stud		n.a.
I.	<b>R4059-35P</b>	Pivot stud plate	park	7.00
"	<b>R4059-35</b>	Pivot stud plate	zinc	5.00
J.	<b>R0265P</b>	Lockwasher	park	0.69 ☼
"	<b>R0265</b>	Lockwasher	zinc	0.75 ☼
"	<b>R0265C</b>	Lockwasher	chrome	0.94 ☼
K.	<b>R0133P</b>	Nut	park	1.63 ☼
"	<b>R0133</b>	Nut	cad	1.69 ☼
"	<b>R0133C</b>	Nut	chrome	1.88 ☼



### Brake Shackle Rebuilding

M.	<b>4131-28</b>	Bushing	'36-'48	7.00 ☼
	<b>C2959-2</b>	Bushing installation tool		25.00 ☼
	<b>R4133-36type1</b>	Stud, brake shackle	'36-'38 cad	38.75 ☼
	<b>R4133-36type2</b>	Stud, brake shackle	1939 park	40.00 ☼
	<b>R0128P</b>	Castle nut	'36-'39 park	2.00 ☼
	<b>R0128</b>	Castle nut	'36-'39 cad	2.31 ☼
	<b>R0128C</b>	Castle nut	'36-'39 chrome	2.31 ☼
Note: the '36-'39 stud can only be used if the shackle arm has a grease nipple.				
N.	<b>R4133-36type3</b>	Stud, brake shackle	'40-'48 park	37.50 ☼
O.	<b>4133-40</b>	Lockwasher, fork stud	'40-'48 park	n.a. ☼
"	<b>R4133-40</b>	Lockwasher, fork stud	'40-'48 park	3.13 ☼
L.	<b>R4124-38AP</b>	Nut, with grease nipple	'40-'48 park	8.13 ☼
"	<b>R4124-38A</b>	Nut, with grease nipple	'40-'48 cad	8.75 ☼
"	<b>R4124-38AC</b>	Nut, with grease nipple	'40-'48 chrome	9.50 ☼
	<b>R0344</b>	Grease nipple	zinc/cad	2.63 ☼
	<b>R0344C</b>	Grease nipple	chrome	2.75 ☼
P.	<b>4137-30</b>	Stud, brake plate		8.00 ☼
T.	<b>R0223P</b>	Washer	park	1.13 ☼
"	<b>R0223</b>	Washer	cad	1.13 ☼
"	<b>R0223C</b>	Washer	chrome	1.50 ☼
U.	<b>R0261P</b>	Lockwasher	park	0.25 ☼
"	<b>R0261</b>	Lockwasher	zinc	0.25 ☼
"	<b>R0261C</b>	Lockwasher	chrome	0.38 ☼
V.	<b>0129</b>	Nut	park	1.50 ☼
"	<b>R0129P</b>	Nut	park	1.44 ☼
"	<b>R0129</b>	Nut	cad	1.56 ☼
"	<b>R0129C</b>	Nut	chrome	1.75 ☼



### Rebuilding kit

High quality reproduction of original Harley parts, this kit contains all wear parts needed to restore the front brake shackle to factory tolerances. Cad plated studs with parkerized washers and nuts.

<b>C2299-10</b>	Brake shackle rebuilding kit	'36-'38	96.88 ☼
<b>C2651-10</b>	Brake shackle rebuilding kit	1939	98.75 ☼
<b>C8010-10</b>	Brake shackle rebuilding kit	'40-'48	106.25 ☼

The '40-'48 kit also fits '36-'39 models.

The '36-'39 kits should only be used with brake shackles with two grease nipples.



C8010-10

# Front Brake

A.	<b>R4149-41</b>	Brake lever	polished alu.	'41-'48	34.50
"	<b>R4149-41C</b>	Brake lever	chrome	'41-'48	39.50
	<b>R4150-41</b>	Lever only	alu	'41-'48	6.00
B.	<b>R4153-28</b>	Clamp	cad	'41-'48	11.25 *
"	<b>R4153-28P</b>	Clamp	park	'41-'48	11.25 *
C.	<b>4156-41</b>	Screw, pivot		'41-'48	3.00 *
D.	<b>0108</b>	Nut, pivot screw	park		1.50 *
"	<b>R0108P</b>	Nut, pivot screw	park		1.13 *
"	<b>R0108M</b>	Nut, pivot screw	cad		1.19 *
"	<b>R0108C</b>	Nut, pivot screw	chrome		0.88 *
E.	<b>R033LP</b>	Screw, bracket	3/4" park	'41-'48	0.75 *
"	<b>R033L</b>	Screw, bracket	3/4" cad	'41-'48	0.75 *
"	<b>R033LC</b>	Screw, bracket	3/4" chrome	'41-'48	0.90 *
"	<b>R033XL</b>	Screw, bracket	1" cad	'41-'48	0.75 *
"	<b>R033XLC</b>	Screw, bracket	1" chrome	'41-'48	0.90 *
F.	<b>R0104P</b>	Nut	park		0.50 *
"	<b>R0104Z</b>	Nut	zinc		0.40 *
"	<b>B0104C</b>	Nut	chrome		0.75 *

G.	<b>4154-28</b>	Screw, clamp	park	'36-'40	3.00 *
H.	<b>R033P</b>	Screw, clamp	park	'36-'40	0.63 *

I.	<b>4156-28</b>	Screw, hand lever	park	'36-'40	10.00 *
J.	<b>4157-28</b>	Spring washer		'36-'40	4.00 *

K.	<b>4160-28</b>	Clamp, cable to handlebar	black		19.00 *
"	<b>R4160-28</b>	Clamp, with screw and nut	park		13.75 *

L.	<b>R4162-36</b>	Clamp, cable to fork	park		5.50 *
"	<b>R4162-36C</b>	Clamp, cable to fork	chrome		*

M.	<b>R035P</b>	Screw	park		0.63 *
"	<b>R035</b>	Screw	cad		0.69 *
"	<b>R035C</b>	Screw	chrome		0.81 *

N.	<b>053</b>	Screw	park		3.00 *
"	<b>R053C</b>	Screw	chrome		1.80 *

O.	<b>R0256P</b>	Lockwasher	park		0.25 *
"	<b>R0256</b>	Lockwasher	zinc		0.25 *
"	<b>R0256C</b>	Lockwasher	chrome		0.38 *

P.	<b>0108</b>	Nut	park		1.50 *
"	<b>R0108P</b>	Nut	park		1.13 *
"	<b>R0108M</b>	Nut	cad		1.19 *
"	<b>R0108C</b>	Nut	chrome		0.88 *

R.	<b>R4165-28P</b>	Adjusting screw	park	'36-'40	10.00 *
"	<b>R4165-28</b>	Adjusting screw	cad	'36-'40	15.00 *
"	<b>R4165-28C</b>	Adjusting screw	chrome	'36-'40	15.63 *

S.	<b>R4166-28P</b>	Nut	park	'36-'40	1.75 *
"	<b>R4166-28</b>	Nut	cad	'36-'40	1.88 *
"	<b>R4166-28C</b>	Nut	chrome	'36-'40	2.50 *

T.	<b>4165-41</b>	Adjusting screw	park	'41-'48	18.50 *
"	<b>R4165-41P</b>	Adjusting screw	park	'41-'48	21.25 *
"	<b>R4165-41</b>	Adjusting screw	cad	'41-'48	21.88 *
"	<b>R4165-41C</b>	Adjusting screw	chrome	'41-'48	23.75 *

	<b>R0111P</b>	Nut	park	'41-'48	1.13 *
	<b>R0111</b>	Nut	cad	'41-'48	1.19 *
	<b>R0111C</b>	Nut	chrome	'41-'48	1.00 *
	<b>4144-41</b>	Felt washer, brake cable		'41-'57	3.00 *


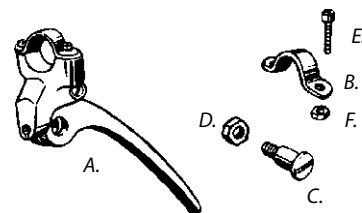
V.	<b>4170-28</b>	Connection, with nut	park		14.00 *
----	----------------	----------------------	------	--	---------

W.	<b>4171-29</b>	Nut only	park		3.00 *
----	----------------	----------	------	--	--------

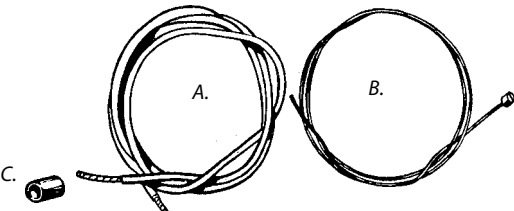
X.	<b>4069-26</b>	Pin			2.00 *
----	----------------	-----	--	--	--------

Y.	<b>0207</b>	Washer	park		1.00 *
----	-------------	--------	------	--	--------

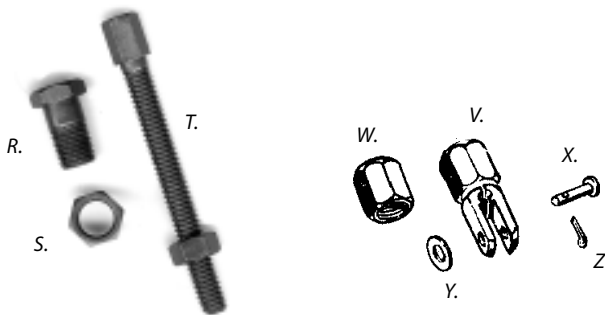
Z.	<b>R0290</b>	Cotter pin	zinc		0.15 *
----	--------------	------------	------	--	--------



A.	<b>R4143-30</b>	Cable, outer	plastic covered		37.50 *
"	<b>R4143-39</b>	Cable, outer	cotton braided		n.a.
B.	<b>4145-28</b>	Wire, control	(inner cable)		n.a.
"	<b>R4145-28</b>	Wire, control	(inner cable)		7.50 *
C.	<b>R4144-30P</b>	Ferrule, cotton braided cables	park		5.50 *
"	<b>R4144-30</b>	Ferrule, cotton braided cables	cad		5.50 *
	<b>R4144-30AP</b>	End nut	'36-'40	park	9.38 *
	<b>C3324-2</b>	End nut with felt seal	'36-'40	park	11.25 *
	<b>C3299-2</b>	End nut with felt seal	'36-'40	cad	11.25 *

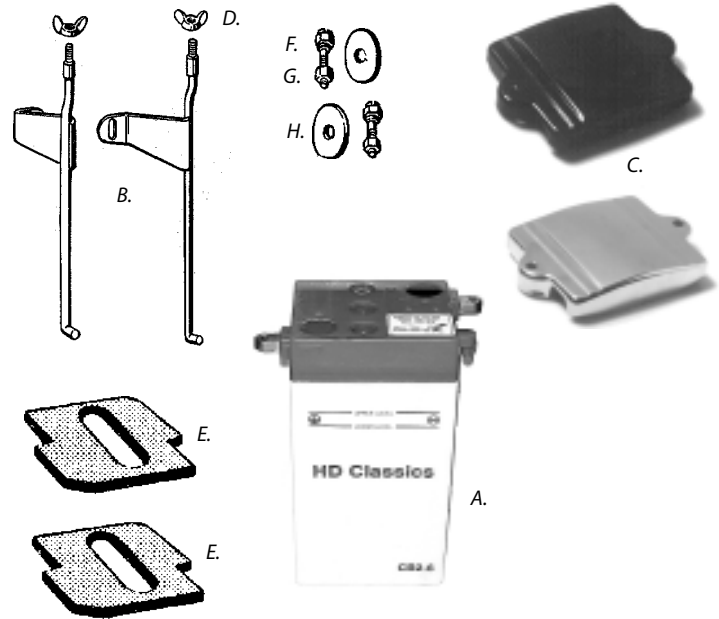


D.	<b>R4142-30</b>	Coupling (oiler)	cad	'36-'38	32.50 *
	<b>4143-30B</b>	Short coil, lever to oiler		'36-'38	n.a.
F.	<b>4140-39</b>	Kit, coil oil cup	park	'39-'48	10.00 *
"	<b>R4140-39</b>	Kit, coil oil cup	zinc	'39-'57	5.00 *
G.	<b>4141-39</b>	Body, coil oil cup	park	'39-'48	5.00 *
I.	<b>4142-39A</b>	Spring, oil cup		'39-'48	1.50 *
J.	<b>R035P</b>	Screw	park		0.63 *
"	<b>R035</b>	Screw	cad		0.69 *
"	<b>R035C</b>	Screw	chrome		0.81 *
K.	<b>R0105AP</b>	Nut	park		0.50 *
"	<b>R0105AZ</b>	Nut	zinc		0.50 *
"	<b>R0105AC</b>	Nut	chrome		0.50 *



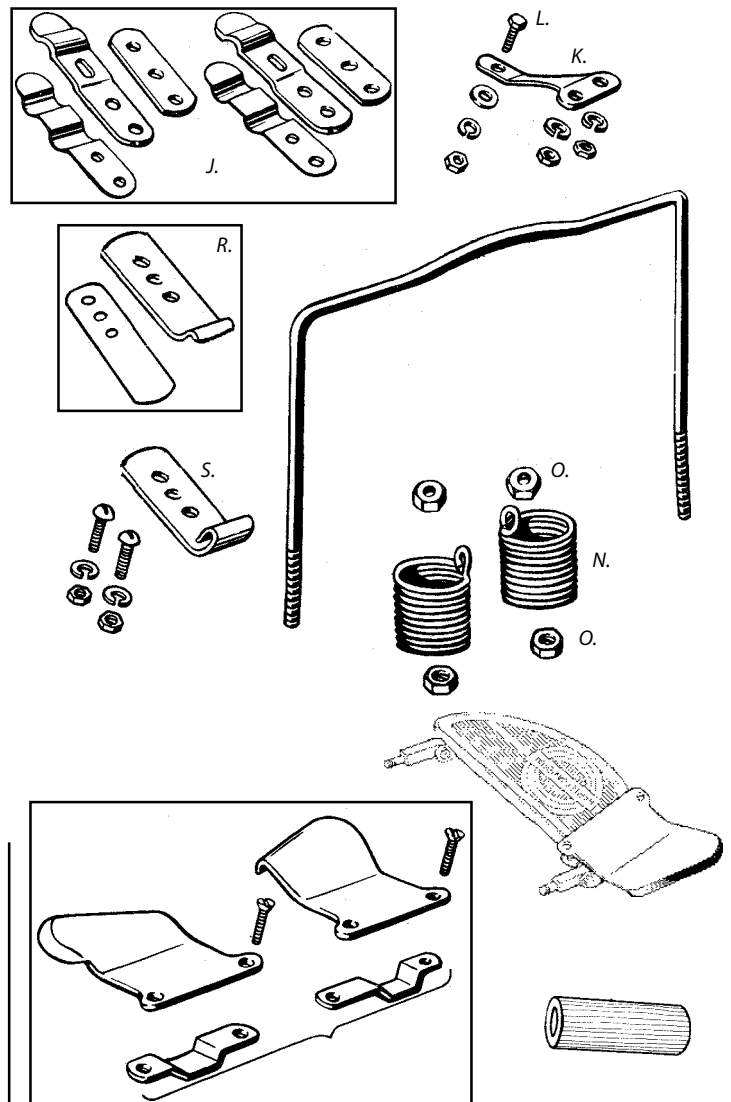
**Battery and Parts**

A.	<b>R4304-29</b>	Battery 6 Volt		n.a.
Battery is dry charged, shipped without acid.				
B.	<b>R4411-36set</b>	Battery hold down rod pair w. nuts		n.a.
	<b>R4407-36</b>	Battery cover, original style	black	n.a. ☉
C.	<b>R4407-36B</b>	Battery cover	black	n.a. ☉
"	<b>R4407-36C</b>	Battery cover	chrome	12.00 ☉
D.	<b>R4409-26P</b>	Wing nut	5/16"-18 park	1.50 ☉
"	<b>R4409-26</b>	Wing nut	5/16"-18 cad	1.50 ☉
E.	<b>R4427-15</b>	Mat, battery		3.50 ☉
F.	<b>4433-23</b>	Screw, terminal	cad	n.a. ☉
G.	<b>4434-23</b>	Nut, terminal screw	cad	1.70 ☉
H.	<b>4433-23A</b>	Felt, terminal		1.00 ☉
	<b>R4435-23</b>	Complete set	cad	17.50 ☉



**Buddy-Seat Parts**

J.	<b>R11240-41B</b>	Set buddy-seat clips, with bolts		42.00
K.	<b>13301-36</b>	Front bracket		27.50 ☉
	<b>C3157-11</b>	Buddy seat clips bolt kit (1 side)	park	26.25 ☉
L.	<b>2823-26</b>	Bolt, bracket to T-bar	park	7.00 ☉
"	<b>R2823-26P</b>	Bolt, bracket to T-bar	park	5.00 ☉
"	<b>R2823-26</b>	Bolt, bracket to T-bar	cad	5.00 ☉
"	<b>R2823-26C</b>	Bolt, bracket to T-bar	chrome	6.25 ☉
	<b>13314-33</b>	Bolt, clip	1-3/8" park	n.a. ☉
N.	<b>13322-33</b>	Spring, buddy-seat	black	25.00 ☉
"	<b>13322-33N</b>	Spring, buddy-seat	green	20.00 ☉
"	<b>R13322-33C</b>	Spring, buddy-seat	chrome	n.a.
O.	<b>2641-30</b>	Nut, spring yoke	park	2.00 ☉
"	<b>2641-30C</b>	Nut, spring yoke	chrome	3.00 ☉
R.	<b>R13342-36</b>	Hook, spring yoke	'36-'47 black (2 pieces)	n.a.
S.	<b>R13341-36C</b>	Hook, spring yoke	'48 chrome (will fit earlier models)	n.a.
	<b>R0224P</b>	Washer	park	0.63 ☉
	<b>R0224</b>	Washer	cad	0.63 ☉
	<b>R0224C</b>	Washer	chrome	0.88 ☉
	<b>R0261P</b>	Lockwasher	park	0.25 ☉
	<b>R0261</b>	Lockwasher	zinc	0.25 ☉
	<b>R0261C</b>	Lockwasher	chrome	0.38 ☉
	<b>0129</b>	Nut	park	1.50 ☉
	<b>R0129P</b>	Nut	park	1.44 ☉
	<b>R0129</b>	Nut	cad	1.56 ☉
	<b>R0129C</b>	Nut	chrome	1.75 ☉
	<b>R051P</b>	Screw	park	1.44 ☉
	<b>R051</b>	Screw	cad	1.50 ☉
	<b>R051C</b>	Screw	chrome	2.63 ☉
	<b>R0256P</b>	Lockwasher	park	0.25 ☉
	<b>R0256</b>	Lockwasher	zinc	0.25 ☉
	<b>R0256C</b>	Lockwasher	chrome	0.38 ☉
	<b>0108</b>	Nut	park	1.50 ☉
	<b>R0108P</b>	Nut	park	1.13 ☉
	<b>R0108M</b>	Nut	cad	1.19 ☉
	<b>R0108C</b>	Nut	chrome	0.88 ☉



<b>R13344-33</b>	Set of footboard extensions	park	n.a. ☉
<b>R13344-33C</b>	Set of footboard extensions	chrome	n.a. ☉
(fits '36-'39 rectangular boards and '40-'48 D-shape boards)			
<b>R13351-41</b>	Rubber, buddy-seat footrest	'41-up	11.00 ☉

# Instrument Panel

## '36-'46

B.	<b>R4505-39AP</b>	Screw, cover	park	'39-'46	0.50	✳
"	<b>R4505-39A</b>	Screw, cover	zinc	'39-'46	0.50	✳
"	<b>R4505-39AC</b>	Screw, cover	chrome	'39-'46	0.65	✳
C.	<b>4518-36</b>	Screw, cover	park	'36-'46	2.50	✳
"	<b>R4518-36</b>	Screw, cover	cad	'36-'46	2.25	✳
"	<b>R4518-36C</b>	Screw, cover	chrome	'36-'46	3.00	✳
D.	<b>R4518-38P</b>	Plug, left side	park	'38-'48	n.a.	✳
"	<b>R4518-38</b>	Plug, left side	cad	'38-'48	n.a.	✳
E.	<b>R4526-39</b>	Set of windows	red/green	'39-'46	9.00	
	<b>R4522-36</b>	Panel window - clear		'36-'37	n.a.	✳
F.	<b>R4523-36</b>	Gasket, window		'36-'37	n.a.	
	<b>R4522-38</b>	Panel window - red		1938	22.00	✳
	<b>R4522-38A</b>	Panel window - green		1938	n.a.	✳
H.	<b>R4519-39AP</b>	Side plate	park	'39-'46	5.50	
"	<b>R4519-39A</b>	Side plate	cad	'39-'46	5.00	
"	<b>R4519-39AC</b>	Side plate	chrome	'39-'46	n.a.	
	<b>R035P</b>	Screw	park		0.63	✳
	<b>R035</b>	Screw	cad		0.69	✳
	<b>R035C</b>	Screw	chrome		0.81	✳
	<b>R0254P</b>	Lockwasher	park		0.25	✳
	<b>R0254</b>	Lockwasher	zinc		0.20	✳
	<b>R0254C</b>	Lockwasher	chrome		0.38	✳
J.	<b>R4506-36</b>	Stud, panel base		'36-'46	6.25	✳
K.	<b>R4927-15</b>	Bulb, panel	6 Volt	'36-'46	1.70	
	<b>R4550-37</b>	Speedometer light switch		'37-'38	47.81	✳
	<b>R4556-37</b>	Speedo switch lever		'37-'38	15.63	✳
L.	<b>R4550-39</b>	Speedometer light switch		'39-'46	47.81	✳
M.	<b>R4556-39P</b>	Speedo switch knob park		'39-'42	11.88	✳
"	<b>R4556-39C</b>	Speedo switch knob chrome		'39-'42	13.75	✳
"	<b>R4556-42P</b>	Speedo switch knob park		'43-'46	11.88	✳
"	<b>R4556-42C</b>	Speedo switch knob chrome		'43-'46	13.75	✳
	<b>C2714-36</b>	Instrument panel restoration kit			59.06	✳
	<b>C2609-4</b>	Dash bulb contact spring set			42.19	✳
	<b>R4523-39</b>	Panel light shield, right		'39-'46	4.00	✳
	<b>R4523-39A</b>	Panel light shield, left		'39-'46	4.00	✳
	<b>R4509-38</b>	Bulb socket		'38-'46	10.31	✳
	<b>R4509-38A</b>	Insulator, bulb socket		'38-'46	6.88	✳
	<b>C7715-6</b>	Dash mounting kit		'39-'46	28.13	✳

Kit includes base to frame studs, cover to base screws and ignition switch to base screws and spacers.

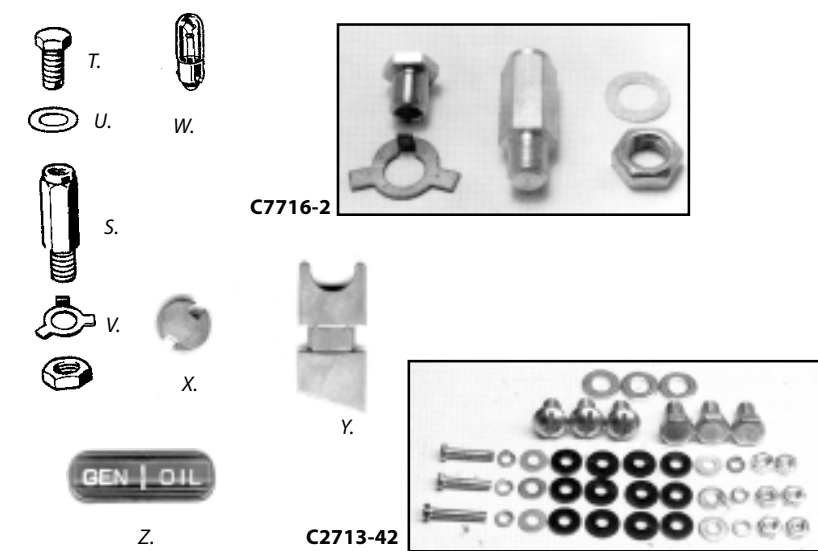
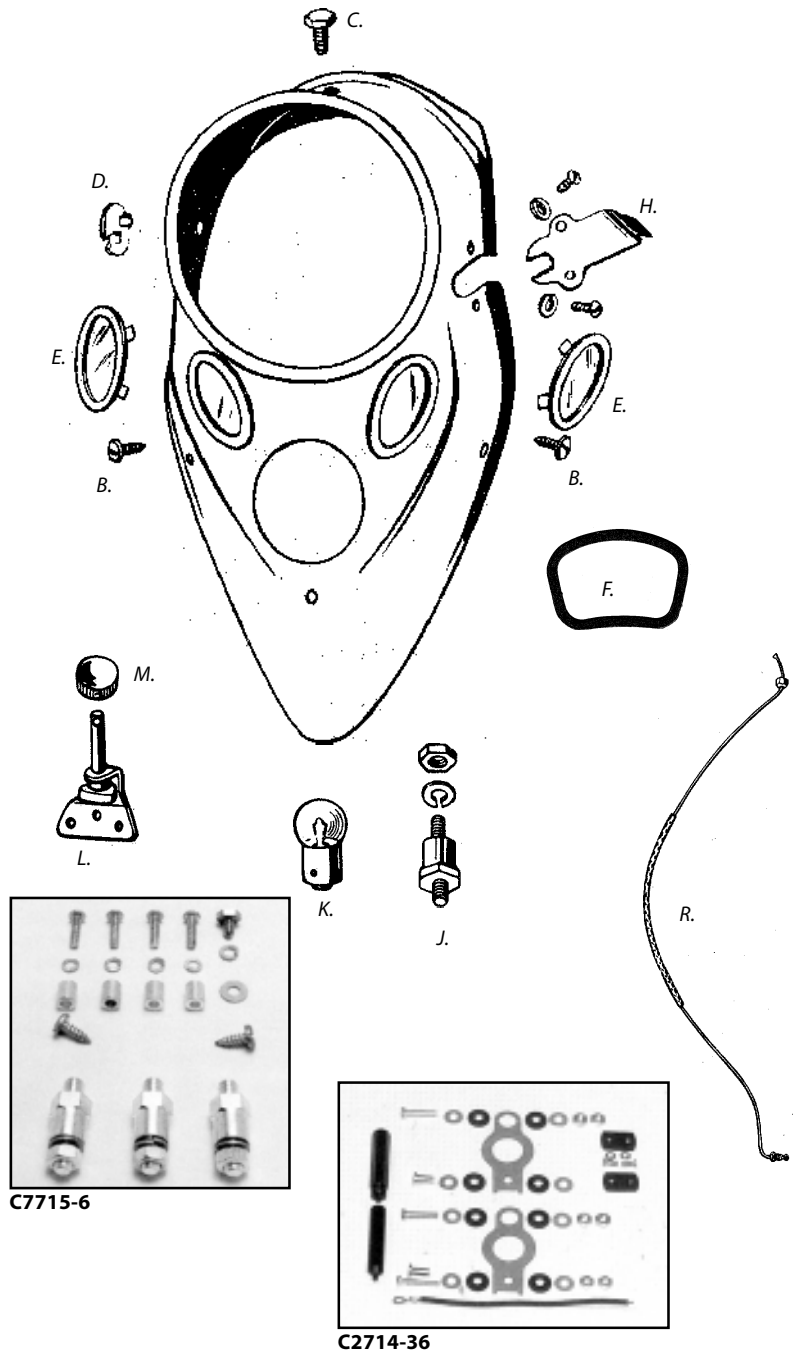
R.	<b>R3574-36</b>	Oil pressure indicator pipe		'36-'37	n.a.	✳
----	-----------------	-----------------------------	--	---------	------	---

Connection to gauge must be made after fitting on bike.

## '47-'48


S.	<b>R4506-47</b>	Stud, mounting, with nut	cad		16.25	✳
T.	<b>R4506-47AC</b>	Center screw, dash cover	chrome		9.38	✳
U.	<b>R2242-36B</b>	Washer, dash cover screw			0.50	✳
V.	<b>R4506-47B</b>	Locktab, mounting stud			4.06	✳
	<b>C7716-2</b>	Dash cover mounting kit	chrome		28.75	✳
	<b>R4512-47</b>	Rubber, dashboard cover			n.a.	✳
W.	<b>R4513-47</b>	Bulb, panel lamp	6 Volt		n.a.	✳
X.	<b>R4518-38</b>	Plug, left side	cad		n.a.	✳
Y.	<b>R4519-47</b>	Side plate, right side	cad		n.a.	✳
"	<b>R4519-47C</b>	Side plate, right side	chrome		n.a.	✳
Z.	<b>R4526-47</b>	Window, instrument panel	red		6.00	
	<b>C2713-42</b>	Instrument panel restoration kit			30.00	✳

Terminal screws with insulators, and plate to frame screws.



**Wiring Clamps**

<b>R4703-38A</b>	Clamp, front fork wires	park	4.00	⊗
<b>R4727-30</b>	Clamp, brake wire	park	15.00	⊗
<b>R4728-25</b>	Clamp, front tube	park	15.00	⊗
<b>R4730-30A</b>	Clamp, frame head '36-'45	park	15.00	⊗
<b>C2547-1</b>	Clamp, frame head '45-'47	park	15.00	⊗
<b>C2545-1</b>	Clamp, frame head '47-'48	park	15.00	⊗
<b>R4724-15</b>	Small tubing clamp	fender lamp	5.00	⊗

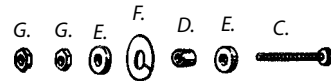


**C8942-14**


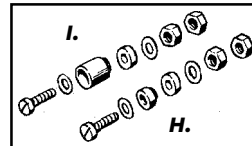
**Terminals**

Fit in frame under saddle, 2 used on '36-'47 models

<b>C.</b>	<b>R1523-26</b>	Screw, terminal	cad	1.50	⊗
<b>D.</b>	<b>R1665-32</b>	Bushing, terminal		1.88	⊗
<b>E.</b>	<b>R1666-32</b>	Washer, terminal		1.75	⊗
<b>F.</b>	<b>R1617-29</b>	Washer (paper)		1.56	⊗
<b>G.</b>	<b>0105cop</b>	Nut		0.70	⊗
<b>"</b>	<b>0105copM</b>	Nut		1.30	⊗
	<b>C8942-14</b>	Complete kit		15.00	⊗
	<b>C8005-12</b>	Electrical terminal box assembly	1948	66.25	⊗
		Complete with coil mounting studs.			
	<b>C8823-10</b>	Coil mounting stud kit	1948	14.38	⊗
	<b>R4593-48</b>	Insulating paper	1948	7.50	⊗
<b>H.</b>	<b>R4955-47kit</b>	Terminal, short (standard)	'46-'57	9.38	⊗
<b>I.</b>	<b>R11365-47kit</b>	Terminal, long (spotlights)	'46-'57	11.25	⊗



**C8823-10**



**C8005-12**

**Wiring Kits**

Include all low tension wiring and loom


<b>R4735-36</b>	'36-'37 models	127.50	⊗
<b>R4735-38A</b>	'38-'46 models	129.50	⊗
<b>R4735-47</b>	1947 models	129.50	⊗
<b>R4735-48</b>	1948 models	137.50	⊗
<b>R4732-34</b>	Servi-car/sidecar taillight wires	n.a.	⊗



**Wire**

fabric as used on '69 and earlier models

<b>R4712-15A</b>	black / white tracer	1 meter	2.00	⊗
<b>R4712-15B</b>	green / white tracer	1 meter	2.00	⊗
<b>R4712-15C</b>	yellow / black tracer	1 meter	2.00	⊗
<b>R4712-15D</b>	red / white tracer	1 meter	2.00	⊗
<b>R4712-15E</b>	green	1 meter	2.00	⊗
<b>R4712-15F</b>	red	1 meter	2.00	⊗
<b>R4712-15G</b>	black / red tracer	1 meter	2.00	⊗
<b>R4712-15H</b>	gray / black tracer	1 meter	2.00	⊗



<b>R4712-15K</b>	red / black tracer	1 meter	2.00	⊗
<b>R4712-15M</b>	blue / white tracer	1 meter	2.00	⊗
<b>R4712-15P</b>	red / yellow tracer	1 meter	2.00	⊗
<b>R4712-15R</b>	black	1 meter	2.00	⊗
<b>R4712-15S</b>	white / blue tracer	1 meter	2.00	⊗
<b>R4712-15T</b>	light blue / black tracer	1 meter	2.00	⊗
<b>R4712-15U</b>	yellow	1 meter	2.00	⊗

**Wire Loom**

fabric as used on '69 and earlier models

<b>R4711-45A</b>	I.D. 3/16"	4,75 mm	1 meter	3.50	⊗
<b>R4711-45B</b>	I.D. 1/4"	6,35 mm	1 meter	3.50	⊗
<b>R4711-45C</b>	I.D. 5/16"	7,93 mm	1 meter	3.50	⊗
<b>R4711-45D</b>	I.D. 3/8"	9,52 mm	1 meter	4.00	⊗
<b>R4711-45E</b>	I.D. 1/2"	12,70 mm	1 meter	n.a.	⊗



**Terminals**

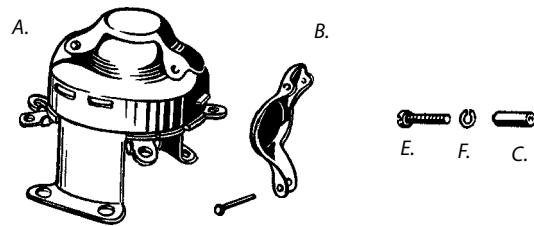
<b>R4715-18</b>	Terminal, round solder type	'36-'38 models	n.a.	⊗	
<b>1614-18</b>	Terminal and eyelet, timer to coil wire		3.00	⊗	
<b>R1520-40</b>	Flag terminal	14-16 gauge	#10 eye size	1.00	⊗
<b>R1520-41</b>	Ring terminal	14-16 gauge	#6 eye size	0.25	⊗
<b>R1520-42</b>	Ring terminal	14-16 gauge	#10 eye size	0.25	⊗
<b>R1520-43</b>	Flag terminal	14-16 gauge	#12 eye size	0.50	⊗



# Switches

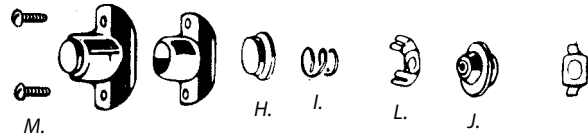
## Ignition Switch

A.	<b>R4527-36C</b>	Switch, with lock & keys	chrome	34.00
B.	<b>R4531-36C</b>	Cover, key hole with rivet	chrome	n.a.
	<b>R010Z</b>	Screw, terminal contact	6-32 x 1/4"	0.30 ✱
C.	<b>R4560-39P</b>	Spacer, switch	park '39-'46	1.80 ✱
"	<b>R4560-39</b>	Spacer, switch	cad '39-'46	1.80 ✱
E.	<b>R027</b>	Screw	cad	0.69 ✱
F.	<b>R0252</b>	Lockwasher	zinc	0.20 ✱
	<b>C3347-12</b>	Set spacers and screws	park	10.00 ✱
	<b>C3348-12</b>	Set spacers and screws	cad	10.00 ✱



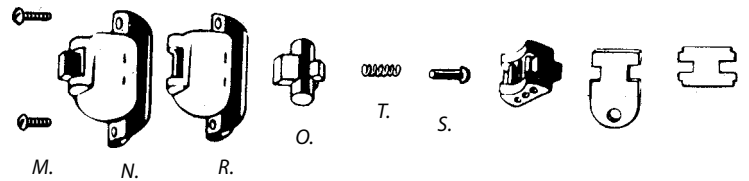
## Horn Switch

H.	<b>4762-26</b>	Button		n.a. ✱
I.	<b>4764-26</b>	Spring		2.00 ✱
J.	<b>4766-26</b>	Insulation		5.00 ✱
L.	<b>4776-26</b>	Washer, horn spring		8.00 ✱
M.	<b>R018P</b>	Screw	park	0.56 ✱
"	<b>R018</b>	Screw	cad	0.63 ✱
"	<b>R018C</b>	Screw	chrome	0.75 ✱



## Headlight Dimmer Switch

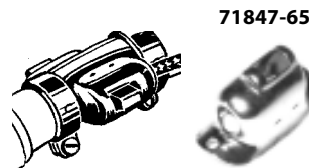
N.	<b>4760-29N</b>	Switch	green	75.00 ✱
O.	<b>4764-29</b>	Lever		n.a. ✱
"	<b>4768-29N</b>	Housing	green	14.00 ✱
S.	<b>4770-29</b>	Pin, contact (2 position)		4.00 ✱
"	<b>4770-38A</b>	Pin, contact (3 position)		5.00 ✱
T.	<b>4771-29</b>	Spring, pin		2.50 ✱
U.	<b>4776-29</b>	Block		n.a.
M.	<b>R018P</b>	Screw	park	0.56 ✱
"	<b>R018</b>	Screw	cad	0.63 ✱
"	<b>R018C</b>	Screw	chrome	0.75 ✱



## Auxiliary switches (external wiring)

	<b>71847-65</b>	Housing, large hole for braided loom		24.00 ✱
	<b>4760-38AC</b>	Two-position switch (spotlights)		n.a. ✱
	<b>4760-50C</b>	Three-position switch (turn signals)		n.a. ✱

(check website for availability)




	<b>10001</b>	Clamp, auxiliary switch	zinc	9.00 ✱
--	--------------	-------------------------	------	--------



## Relay "V-Tronic"

Use with 32E three-brush generator  
Electronic, not mechanical, this is the one that works !


	<b>R4785-26</b>	Relay, without cover	'36-'37	47.00
	<b>R4786-26DR</b>	Cover	black '36-'37	23.50
	<b>R4786-26DRC</b>	Cover	chrome '36-'37	25.00
	<b>R4785-38</b>	Relay, without cover	'38-'48	45.00
	<b>R4786-38DR</b>	Cover	black '38-'48	20.00
	<b>R4786-38DRC</b>	Cover	chrome '38-'48	21.00
	<b>R051P</b>	Mounting screw	park	1.44 ✱
	<b>R051</b>	Mounting screw	cad	1.50 ✱
	<b>R051C</b>	Mounting screw	chrome	2.63 ✱



'36-'37  
(2-post)




'38-'48  
(3-post)



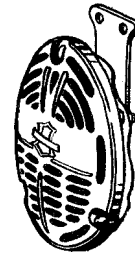
Special regulator designed to convert from three-brush generator 6 Volt system to 6 Volt or 12 Volt two-brush generators on '32-'57 models. Without cover (use '38-up relay cover). Made by "V-Tronic".


	<b>R8375-47</b>	Voltage regulator	6V electronic	99.00
	<b>R8375-32</b>	Voltage regulator	12V electronic	99.00



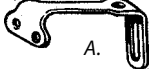








<b>R4801-37C</b>	Horn	6 Volt	chrome cover	42.50	(cover with wings and shield)
<b>R4801-37C12</b>	Horn	12 Volt	chrome cover	42.50	(cover with wings and shield)
<b>R4801-37C12V</b>	Horn	12 Volt	chrome cover	30.00	(plain cover)

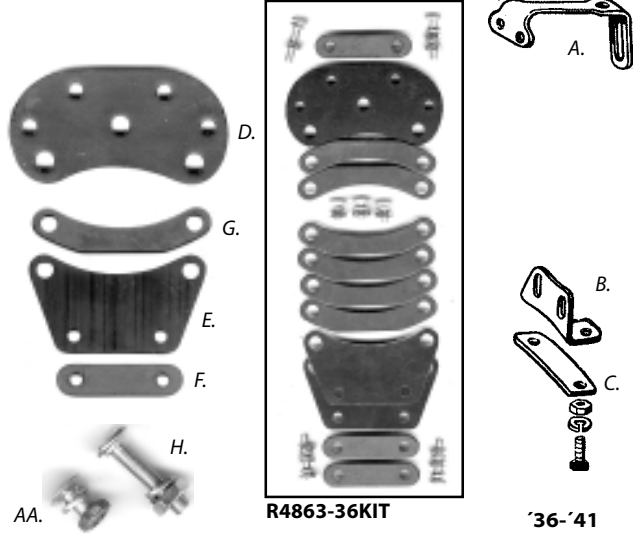
(horns include custom mounting bracket)



AA. <b>R4884-26</b>	Screw, front cover, with nut	cad	6.00	
---------------------	------------------------------	-----	------	---






**‘36-‘41 Mounting Parts**

A. <b>4858-36</b>	Upper horn bracket	park	16.50	
B. <b>R4857-36</b>	Lower horn bracket	park	n.a.	
" <b>R4857-36C</b>	Lower horn bracket	chrome	13.00	
C. <b>R4857-36A</b>	Reinforcement	park	4.00	
D. <b>R4858-36A</b>	Flexible connection		10.00	
E. <b>R4861-29</b>	Spring, horn bracket		8.25	
F. <b>R4862-29</b>	Spring plate, straight		6.75	
G. <b>R4862-31</b>	Spring plate, curved		8.25	
H. <b>R4884-31</b>	Screw, long	cad	n.a.	






<b>R4863-36KIT</b>	Horn mounting kit	‘36-‘41	110.00	
--------------------	-------------------	---------	--------	--

Includes all plates and screws to mount horn to upper and lower brackets.











**‘42-‘45 Mounting Parts**

A. <b>4858-36</b>	Upper horn bracket	park	16.50	
J. <b>R4857-42</b>	Lower horn bracket	park	n.a.	
" <b>R4857-42C</b>	Lower horn bracket	chrome	n.a.	
C. <b>R4857-36A</b>	Reinforcement	park	4.00	
L. <b>R4859-42</b>	Horn backing plate		14.00	

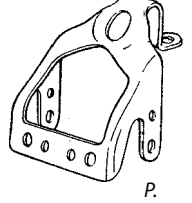
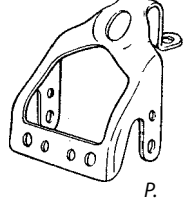




Use to repair original horn or to mount repro horn.

M. <b>R4829-42</b>	Plate, horn terminal		8.50	
N. <b>4855-42</b>	Spring plate	park	n.a.	
" <b>R4855-42</b>	Spring plate	park	7.00	
O. <b>R4856-42</b>	Bolt, long	park	6.00	
" <b>R4856-42C</b>	Bolt, long	chrome	8.00	





**Terminal Screws**

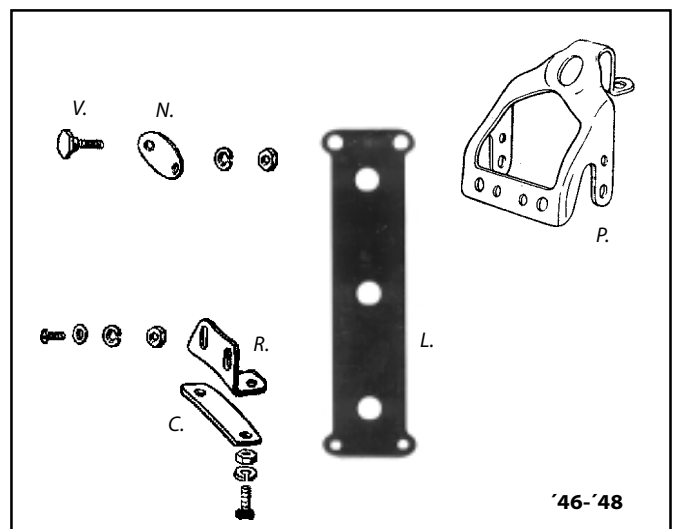
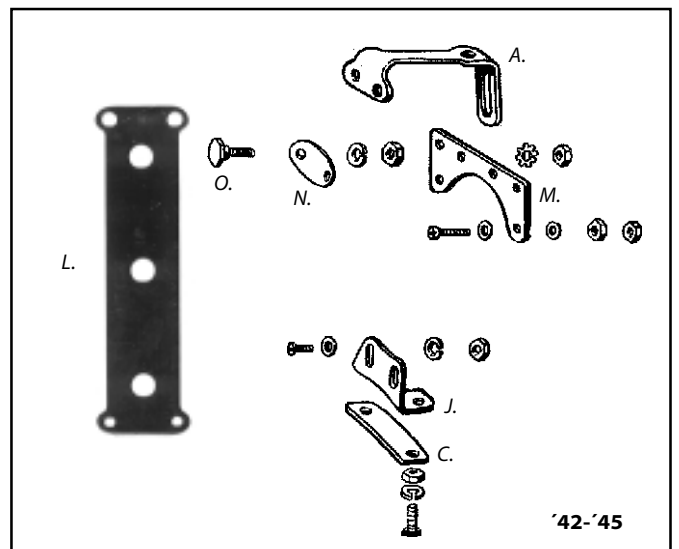
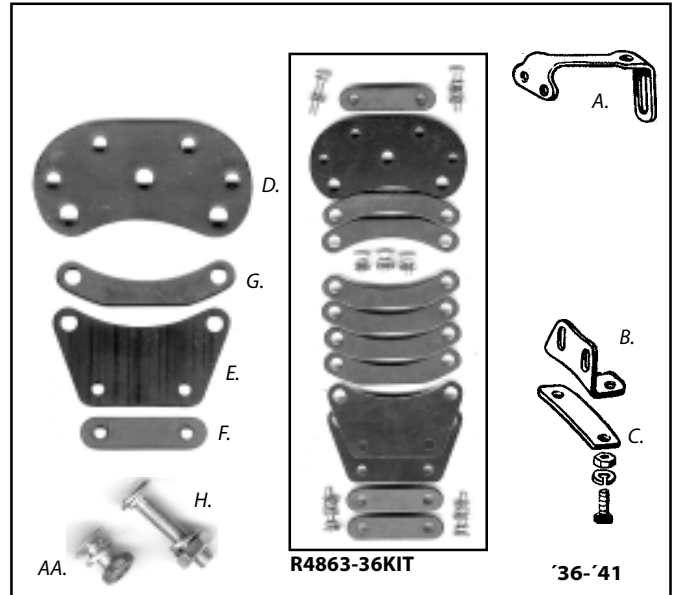
<b>R038P</b>	Screw park	0.63		<b>R0201P</b>	Washer park	0.31	
<b>R038Z</b>	Screw zinc	0.50		<b>R0201</b>	Washer zinc	0.38	
<b>R038C</b>	Screw chrome	n.a.					
<b>R0105AP</b>	Nut park	0.50		<b>0105cop</b>	Nut brass	0.70	
<b>R0105AZ</b>	Nut zinc	0.50		<b>0105copM</b>	Nut brass	1.30	
<b>R0105AC</b>	Nut chrome	n.a.					

**‘46-‘48 Mounting Parts**

P. <b>R4966-45</b>	Bracket, headlight/horn	black	36.00	
" <b>R4966-45C</b>	Bracket, headlight/horn	chrome	33.00	
R. <b>R4857-45B</b>	Lower horn bracket	black	10.00	
" <b>R4857-45C</b>	Lower horn bracket	chrome	11.00	
C. <b>R4857-36A</b>	Reinforcement	park	4.00	
L. <b>R4859-42</b>	Horn backing plate		14.00	

Use to repair original horn or to mount repro horn.

N. <b>4855-42</b>	Spring plate	park	n.a.	
" <b>R4855-42</b>	Spring plate	park	7.00	
V. <b>R4856-42M</b>	Bolt, short	park	6.00	
" <b>R4856-42MC</b>	Bolt, short	chrome	7.50	



# Headlamp

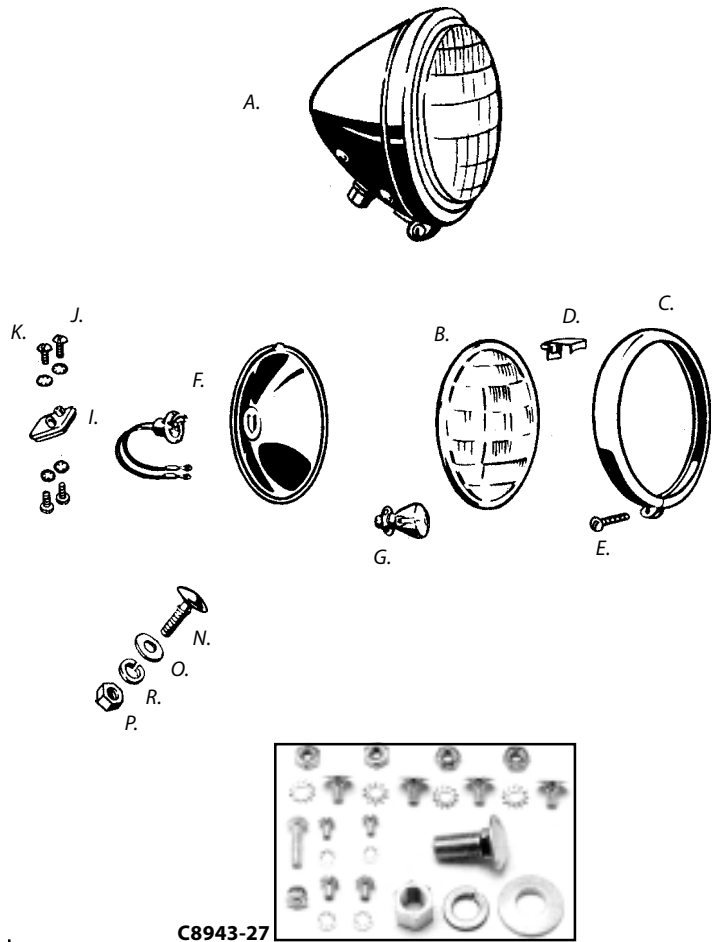
## Horn Mounting Hardware

<b>R031P</b>	Screw, round head	park	0.63	✳
<b>R031Z</b>	Screw, round head	zinc	0.30	✳
<b>R031C</b>	Screw, round head	chrome	0.60	✳
<b>R051P</b>	Screw, round head	park	1.44	✳
<b>R051</b>	Screw, round head	cad	1.50	✳
<b>R051C</b>	Screw, round head	chrome	2.63	✳
<b>R0104P</b>	Nut, 10-24 thread	park	0.50	✳
<b>R0104Z</b>	Nut, 10-24 thread	zinc	0.40	✳
<b>R0104C</b>	Nut, 10-24 thread	chrome	0.75	✳
<b>R0104FP</b>	Flexlock nut, 10-24	park	1.06	✳
<b>R0104F</b>	Flexlock nut, 10-24	cad	1.06	✳

<b>0108</b>	Nut, 1/4"-24 thread	park	1.50	✳
<b>R0108P</b>	Nut, 1/4"-24 thread	park	1.13	✳
<b>R0108M</b>	Nut, 1/4"-24 thread	cad	1.19	✳
<b>R0108C</b>	Nut, 1/4"-24 thread	chrome	0.88	✳
<b>R0201P</b>	Washer, no. 10 size	park	0.31	✳
<b>R0201</b>	Washer, no. 10 size	zinc	0.38	✳
<b>R0254P</b>	Lockwasher, no. 10 size	park	0.25	✳
<b>R0254</b>	Lockwasher, no. 10 size	zinc	0.20	✳
<b>R0254C</b>	Lockwasher, no. 10 size	chrome	0.38	✳
<b>R0256P</b>	Lockwasher, 1/4"	park	0.25	✳
<b>R0256</b>	Lockwasher, 1/4"	zinc	0.25	✳
<b>R0256C</b>	Lockwasher, 1/4"	chrome	0.38	✳
<b>R0354</b>	Lockwasher, no. 10 size	zinc	0.20	✳

## Headlamp

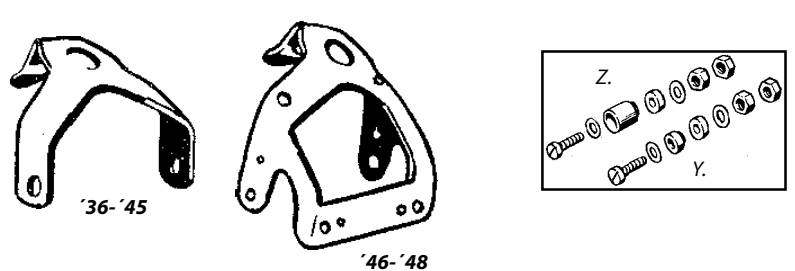
A.	<b>R4901-35</b>	Headlamp, black/chrome ring	6V	75.00
"	<b>R4901-35C</b>	Headlamp, chrome	6V	80.00
"	<b>R4901-35C</b>	Headlamp, chrome	12V	82.00
B.	<b>R4906-35</b>	Headlamp lens Cyclaray		18.00
"	<b>R4906-35.5pack</b>	5 Headlamp lenses		75.00
	<b>R4910-35</b>	Retainer spring, lens		8.75 ✳
	<b>R4912-35</b>	Gasket, lens		12.00 ✳
C.	<b>4914-35N</b>	Door (bezel) green		37.50 ✳
"	<b>R4914-35C</b>	Door (bezel) chrome		19.00
D.	<b>4915-35</b>	Lug, door		1.00 ✳
E.	<b>R4918-35P</b>	Screw, door fastening park		1.00 ✳
"	<b>R4918-35</b>	Screw, door fastening cad		1.06 ✳
"	<b>R4918-35C</b>	Screw, door fastening chrome		1.50 ✳
F.	<b>R4922-35kit</b>	Reflector, with socket and wiring		22.00
G.	<b>R4925-35</b>	Bulb, headlamp 6 Volt 35/35W		5.00
"	<b>R4925-54</b>	Bulb, headlamp 6 Volt 50/50W		5.00
		(higher than standard wattage, must be used with 2-brush generator and regulator to prevent drainage of battery)		
"	<b>R4925-3512V</b>	Bulb, headlamp 12 Volt		7.00
I.	<b>4938-35</b>	Block, terminal, incl. 2 screws		n.a.
J.	<b>4940-35</b>	Screw, terminal 8-32		1.50 ✳
K.	<b>4941-35</b>	Screw, terminal 10-32		1.00 ✳
	<b>R0352</b>	Lockwasher no. 8 zinc		0.20 ✳
	<b>R0356</b>	Lockwasher no. 10 zinc		0.20 ✳
N.	<b>4905-29</b>	Bolt, headlamp fastening		10.00 ✳
O.	<b>R4971-38AP</b>	Washer, head lamp park		4.56 ✳
"	<b>R4971-38A</b>	Washer, head lamp cad		4.56 ✳
P.	<b>0134</b>	Nut, headlamp fastening park		2.00 ✳
"	<b>R0134P</b>	Nut, headlamp fastening park		1.69 ✳
"	<b>R0134</b>	Nut, headlamp fastening cad		1.81 ✳
"	<b>R0134C</b>	Nut, headlamp fastening chrome		3.13 ✳
R.	<b>R0265P</b>	Lockwasher park		0.69 ✳
"	<b>R0265</b>	Lockwasher zinc		0.75 ✳
"	<b>R0265C</b>	Lockwasher chrome		0.94 ✳



**C8943-27**

**C8943-27** Headlamp restoration kit cad 32.50 ✳  
All parts to restore and mount headlamp, includes special bolts to replace rivets.

**R4947-35** Special bolt only, with nut cad n.a. ✳



<b>R4966-36</b>	Bracket, headlamp black	'36-'45	34.00
<b>R4966-36C</b>	Bracket, headlamp chrome	'36-'45	37.50
<b>R4966-45</b>	Bracket, headlamp black	'46-'48	36.00
<b>R4966-45C</b>	Bracket, headlamp chrome	'46-'48	33.00

<b>R3475-36</b>	Bolt, lamp bracket cad	'36-'48	10.00 ✳
<b>R3475-36C</b>	Bolt, lamp bracket chrome	'36-'48	13.75 ✳


(only used on models without ride control or shock absorber)

Y.	<b>R4955-47kit</b>	Terminal, short (standard)	'46-'48	9.38 ✳
Z.	<b>R11365-47kit</b>	Terminal, long (spotlights)	'46-'48	11.25 ✳



## Taillight '34-'38

A.	<b>R5054-34</b>	Red lens	'34-'38	38.50 ☼
B.	<b>R5065-25</b>	White lens	'25-'38	37.00 ☼
C.	<b>R5058-34</b>	Taillight bulb	6 Volt tail/stop	6.00 ☼

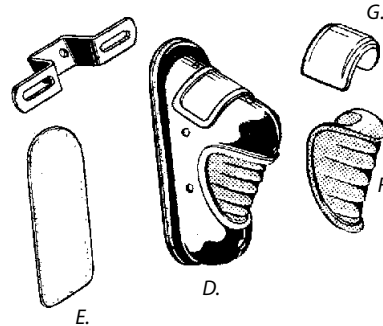


## Taillight '39-'46

D.	<b>R5051-39</b>	Taillight, Bee-Hive	black	n.a.
"	<b>R5051-39C</b>	Taillight, Bee-Hive	chrome	38.00

Taillight includes plastic lenses, 12 V bulb, rubber gasket and chrome license plate holder.


E.	<b>R5056-39</b>	Gasket	rubber	n.a.
F.	<b>R5059-39P</b>	Red lens	plastic	7.50
G.	<b>R5063-39P</b>	White lens	plastic	n.a.
C.	<b>R5058-34</b>	Bulb	6 Volt fits original taillights	6.00
H.	<b>R5058-47</b>	Bulb	6 Volt fits repro taillights	2.00
"	<b>R68165-64</b>	Bulb	12 Volt fits repro taillights	2.50



I.	<b>5061-39</b>	Gaskets (2), red lens	'39-'41 (fits only original '39-'41 taillights)	6.00 ☼
	<b>C9813-12</b>	Beehive taillight mounting kit	park	9.69 ☼

Parkerized screws and nuts, fits original taillights.

C9813-12

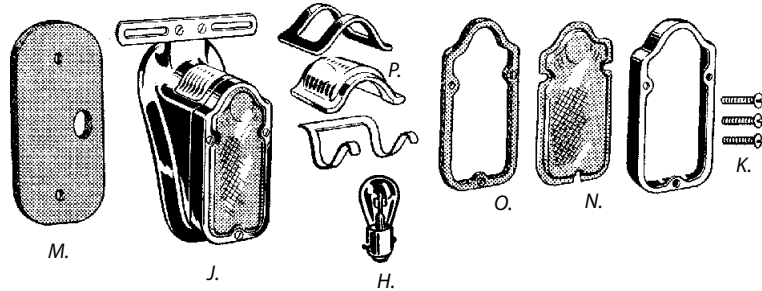


## Taillight '47-'48

J.	<b>R5051-47</b>	Taillight, Tombstone	black	n.a.
"	<b>R5051-47C</b>	Taillight, Tombstone	chrome	38.00

Taillights include plastic lenses, 12Volt bulb, rubber gasket and chrome license plate holder.

K.	<b>R027P</b>	Screw	park	0.63 ☼
"	<b>R027</b>	Screw	cad	0.69 ☼
"	<b>C2965-3</b>	Set of 3 screws	stainless steel	5.00 ☼
M.	<b>R5056-47</b>	Gasket	foam	n.a. ☼
H.	<b>R5058-47</b>	Bulb, taillight	6 Volt	2.00
"	<b>R68165-64</b>	Bulb, taillight	12 Volt	2.50



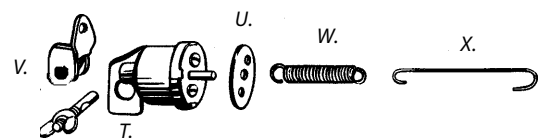
N.	<b>R5059-47</b>	Red lens	glass	n.a. ☼
"	<b>R5059-47P</b>	Red lens	plastic	5.00 ☼
O.	<b>R5061-47</b>	Gasket, red lens	foam	n.a. ☼
P.	<b>R5063-47P</b>	White lens	plastic	5.00
	<b>C2778-4</b>	License plate bracket screws	'47-'48	5.63 ☼

## Stop Light Switch '39-'48

R.	<b>R5081-39C</b>	Switch, complete	chrome	23.00
----	------------------	------------------	--------	-------

Complete switches include spring, wire and rod lock

T.	<b>5082-39</b>	Bracket only (for repairs)		2.00 ☼
U.	<b>R5083-39</b>	Insulator, switch	paper	n.a.
V.	<b>R2958-35</b>	Lock w.stud and nut	'37-early'40 park	38.75 ☼
"	<b>R2958-35P</b>	Lock w.stud and nut	late'40-up park	28.13 ☼
"	<b>R2958-35cad</b>	Lock w.stud and nut	late'40-up cad	28.13 ☼
"	<b>R2958-35A</b>	Stud with wing nut only	zinc	4.00 ☼




W.	<b>R5084-39</b>	Spring, operating	black	3.00 ☼
"	<b>R5084-39C</b>	Spring, operating	chrome	n.a. ☼
X.	<b>R5088-39</b>	Pull wire	park	4.50 ☼
"	<b>R5088-39C</b>	Pull wire	chrome	3.00 ☼
	<b>R5089-39</b>	Spacer, switch mount	park	5.00 ☼



## License plate mounting kit


Chrome plated hardware and rubber insulators to eliminate vibration.

	<b>C7815-4</b>	Kit with acorn nut	10.00 ☼
	<b>C8475-4</b>	Kit with cap nuts	8.75 ☼
	<b>C9871-10</b>	Kit with flat head Allen screws	11.88 ☼
	<b>C9872-10</b>	Kit with button head Allen screws	8.00 ☼



# Speedometer

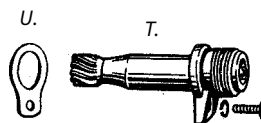

C.	<b>R67215-38</b>	Speedo knob, tripmeter (fits many reproduction speedos)		4.00
	<b>R043P</b>	Screw, speedo mounting	park	0.69 ☼
	<b>R043Z</b>	Screw, speedo mounting	zinc	0.30 ☼
	<b>R0255P</b>	Lockwasher	park	0.25 ☼
	<b>R0255</b>	Lockwasher	zinc	0.20 ☼
	<b>R0106P</b>	Nut, mounting screw	park	0.50 ☼
	<b>R0106Z</b>	Nut, mounting screw	zinc	0.30 ☼



## Speedo Repair Parts

For repairing original speedos.

G.	<b>R11129-36</b>	Lens dome as original	'36-'47	10.00
J.	<b>R11129-41</b>	Spring, odometer knob		1.30
	<b>R11130-36C</b>	Bezel	chrome '36-'47	n.a. ☼
	<b>R11130-41B</b>	Bezel	black '36-'47	n.a. ☼
	<b>R11130-41R</b>	Retainer	zinc '36-'47	n.a. ☼
	<b>R11130-36W</b>	Gasket	rubber lower '36-'47	n.a.
	<b>R11130-36Z</b>	Gasket	O-ring upper '36-'47	n.a. ☼
	<b>R11131-35</b>	Rivet, speedometer face (rivets are sold each)	'37-'47	0.35 ☼
	<b>R11130-48C</b>	Bezel	chrome '48-up	n.a. ☼
	<b>R11130-48ST</b>	Bezel	stainless steel '48-up	18.00 ☼
	<b>R11130-48G</b>	Gasket	foam '48-up	n.a. ☼
	<b>R11130-48R</b>	Retainer	(unpainted) '48-'52	11.50 ☼
	<b>R11130-53R</b>	Retainer	(unpainted) '53-'61	8.50 ☼
	<b>R11130-62R</b>	Retainer	zinc '62-up	8.50 ☼
	<b>11134-36</b>	Inner cable, use with original outer cable		n.a.
P.	<b>R11136-36</b>	Clamp	park '36-'47 Knuckle	8.12 ☼
	<b>R11136-36</b>	Clamp	park '37-'38 Flathead	8.12 ☼
R.	<b>R11136-39</b>	Clamp	park '39-'48 Flathead	8.75 ☼
T.	<b>R11138-36</b>	Speedometer drive unit	11 tooth	42.00
U.	<b>R11140-36</b>	Gasket, speedometer drive		0.60
V.	<b>R11144-36</b>	Drive gear and shaft	'36-'61	25.00
	<b>R032</b>	Screw	cad	0.69 ☼



**Feeler Gauges**



**MFG002** 25- Blade .0015" - .035" n.a.

**U.S. Pitch Gauge**

**M3118PG** Measures number of threads per inch n.a.  
Essential tool for determining all UNF/UNC and special thread sizes.



**Thread Files**

To restore externally damaged threads.

**MTR1** Contains most popular sizes n.a.  
(11, 12, 13, 14, 16, 18, 20, 24 threads per inch)

**MTR2** Contains less used sizes n.a.  
(9, 10, 12, 16, 20, 27, 28, 32 threads per inch)



**R1080** Solid brass hammer, 48 oz. 1-1/4" head 120.00 ☺



**R1081** Solid brass punch set, 4-piece 139.50 ☺  
Includes 3/8", 1/2", 5/8", 3/4" punch, use 3/8" punch for setting oil pump check valve ball.



**Grease Guns**

- Alemite connections are used with "Alemite" nipples ('24-'37 models).  
- Hydraulic connections are for use with '38-up "Zerk" grease nipples.

**GG1** Grease gun, with hydraulic connection n.a.  
**GG3** Grease gun, with Alemite connection n.a.

Grease gun for Alemite nipples uses flexible hose.

**GG4** High pressure hose only 9.50  
**GG6** Alemite nipple head 47.50



**C2962-6** Alemite grease nipples (6) brass '24-'37 22.50  
**C8770-6** Alemite grease nipples (6) Nickle '24-'37 22.50

# Heli-Coil® / Taps & Dies



Heli-Coil® has the most effective and universally accepted method of thread repair. Heli-Coil® inserts quickly and permanently restore stripped, worn or damaged threads to their original size and condition.

## Heli-Coil® Thread Repair Kits

Individual kits come complete with a quantity of Heli-Coil® stainless steel inserts, a tap and an installation tool, order correct size drill seperately. All kits come with step-by-step instructions.



### Heli-Coil® Kits, UNF-UNC

Kit	Thread	Inserts	Length	Use drill	
<b>H5521-2</b>	8-32	12	.246"	11/64"	56.00
<b>H5521-3</b>	10-24	12	.285"	13/64"	56.00
<b>H5528-3</b>	10-32	12	.285"	13/64"	65.00
<b>H5521-1</b>	12-24	12	.324"	15/64"	57.00
<b>H5521-4</b>	1/4"-20	12	.375"	17/64"	43.00
<b>H5528-4</b>	1/4"-28	12	.375"	17/64"	65.00
<b>H5521-5</b>	5/16"-18	12	.469"	21/64"	41.00
<b>H5528-5</b>	5/16"-24	12	.469"	21/64"	65.00
<b>H5521-6</b>	3/8"-16	12	.562"	25/64"	44.00
<b>H5528-6</b>	3/8"-24	12	.562"	25/64"	65.00
<b>H5521-7</b>	7/16"-14	6	.656"	29/64"	44.00
<b>H5528-7</b>	7/16"-20	6	.656"	26/64"	65.00

### Inserts only, UNF-UNC

Set	Thread	Inserts	Length	
<b>HR1185-2</b>	8-32	12	.246"	20.00
<b>HR1185-3</b>	10-24	12	.285"	21.00
<b>HR1191-3</b>	10-32	12	.285"	21.00
<b>HR1185-1</b>	12-24	12	.324"	21.00
<b>HR1185-4</b>	1/4"-20	12	.375"	21.00
<b>HR1191-4</b>	1/4"-28	12	.375"	21.00
<b>HR1185-5</b>	5/16"-18	12	.469"	21.00
<b>HR1191-5</b>	5/16"-24	12	.469"	21.00
<b>HR1185-6</b>	3/8"-16	12	.562"	26.00
<b>HR1191-6</b>	3/8"-24	12	.562"	26.00
<b>HR1185-7</b>	7/16"-14	6	.656"	20.00
<b>HR1191-7</b>	7/16"-20	6	.656"	20.00

### Heli-Coil® Kits, Special

Kit	Thread	Inserts	Length	Use drill	
<b>H5540-4</b>	1/4"-24	12	.500"	17/64"	125.00
Gear cover screws, tappet guide screws, oil pump, etc.					
<b>H5540-6</b>	3/8"-20	6	.375"	25/64"	83.00
Brake drum wheel bolts 1936-1972.					
<b>H5540-7</b>	7/16"-16	6	.656"	29/64"	n.a.
Headbolts 1930-1973 Flatheads, 1936-1947 Knucklehead.					
<b>H5521-8-2</b>	1/2"-13	6	.375"	17/32"	75.00
Early Sportster engine and transmission.					
<b>H5528-8-2</b>	1/2"-20	6	.375"	33/64"	77.00
Primary plug, Sportster transmission.					
<b>H5528-10-2</b>	5/8"-18	6	.325"	41/64"	n.a.
Timing hole plug '31-up.					
<b>H5523-14</b>	M14-1.25	30	3/8"		165.00
Spark plugs 1948-1974 Panhead, Shovelhead, Sportster.					
<b>H5523-18</b>	M18-1.50	24	.500"		n.a.
Spark plugs 1930-1973 Flatheads, 1936-1947 Knucklehead.					
<b>H5407-2</b>	1/8"-27 NPT				170.00

### Inserts only, Special

Set	Thread	Inserts	Length	
<b>HR389-4</b>	1/4"-24	12	.500"	25.00
<b>HR389-6</b>	3/8"-20	6	.375"	16.00
<b>HR389-7-2</b>	7/16"-16	6	.656"	24.00
<b>HR1185-8-2</b>	1/2"-13	6	.375"	21.00
<b>HR1191-8-2</b>	1/2"-20	6	.375"	24.00
<b>HR1191-10-2</b>	5/8"-18	6	.325"	38.00
<b>HR512</b>	M14-1.25	6	3/8"	17.50
<b>HR514-6</b>	M18-1.50	6	.500"	24.00
<b>HR327-2</b>	1/8"-27 NPT	12		30.00

## Taps and Dies, Special Sizes

<b>tap160-001</b>	7/32"-32	tap	n.a.	Tank top filler strip 750cc '37-'73, tank mounting, all models '18-'35.
<b>M1421T</b>	1/4"-24	tap	7.00	This thread size has many applications on the older Harley's, including gear cover screws, tappet guide screws, oil pump nuts, etc.
<b>die160-005</b>	1/4"-24	die	n.a.	Linkert carburetor float lever pin (1196-11 and 1197-16) and bowl drain screw (1269-39), also oversize tank top screw.
<b>tap160-003</b>	1/4"-32	tap	n.a.	
<b>tap160-002</b>	1/4"-40	tap	n.a.	Linkert carburetor low and high speed needle. (in housing and in lever 1292-27)
<b>tap160-011</b>	9/32"-32	tap	n.a.	Bendix carburetors.
<b>tap160-809</b>	5/16"-32	tap	n.a.	Grease nipples, 1924 and later.
<b>tap160-807</b>	3/8"-20	tap	10.00	Wheel bolts 1936-1972.
<b>die160-007</b>	3/8"-20	die	n.a.	
<b>tap160-416</b>	7/16"-16	tap	n.a.	Head bolts, all Flatheads with headbolts 1930-1973, all Knuckleheads 1936-1947.
<b>die160-006</b>	7/16"-16	die	n.a.	
<b>tap160-012</b>	7/16"-24	tap	n.a.	Oversize cylinder head studs 750cc.
<b>tap160-010</b>	7/16"-28	tap	n.a.	750cc models '41-'73 clutch lever.
<b>C9407-1</b>	11/16"-16	tap	45.00	Oversize timing hole plug
<b>tap160-004</b>	3/4"-18	tap	n.a.	1940-1965 petrol valve nipple in tank.
<b>die160-008</b>	3/4"-20	die	n.a.	Linkert carburetor bowl lock nut ( 1268-29 )
<b>tap160-904</b>	13/16"-24	tap	n.a.	Handlebar end screw 750cc models '31-'39, all models '31-'35.
<b>tap160-905</b>	7/8"-24	tap	n.a.	Handlebar end screw ( 3330-36 ), 1936-1948.
<b>die160-009</b>	7/8"-24	die	n.a.	Fork stem 750cc models.



**Taps, high carbon steel, UNF/UNC**

M1111T	4-36	4.50	M1427T	5/16"-18	5.75
M1112T	4-40	4.50	M1429T	5/16"-24	5.75
M1118T	6-32	4.50	M1434T	3/8"-16	6.00
M1124T	8-32	4.50	M1436T	3/8"-24	6.00
M1128T	10-24	4.50	M1439T	7/16"-14	7.00
M1131T	10-32	4.50	M1440T	7/16"-20	7.00
M1132T	12-24	4.50	M1444T	1/2"-13	8.00
M1135T	14-20	4.50	M1445T	1/2"-20	8.00
M1412T	3/16"-24	4.50	M1448T	9/16"-12	11.00
M1420T	1/4"-20	4.50	M1449T	9/16"-18	11.00
M1423T	1/4"-28	4.50			

*Please Check Website For Availability*



**Dies, high carbon steel, UNF/UNC**

M6112DI	4-40	8.00	M6527DI	5/16"-18	8.00
M6118DI	6-32	8.00	M6529DI	5/16"-24	8.00
M6124DI	8-32	8.00	M6534DI	3/8"-16	8.00
M6128DI	10-24	8.00	M6536DI	3/8"-24	8.00
M6131DI	10-32	8.00	M6539DI	7/16"-14	8.00
M6132DI	12-24	8.00	M6540DI	7/16"-20	8.00
M6520DI	1/4"-20	8.00	M6544DI	1/2"-13	8.00
M6523DI	1/4"-28	8.00	M6545DI	1/2"-20	8.00



**Drills**

General purpose drills made of fine quality high speed steel.  
Hardened and tempered with extreme accuracy to retain sharpness and long life.



**Fractional Sizes**

M6104D	1/16"	2.00	M6112D	3/16"	3.50	M6120D	5/16"	7.00	M6128D	7/16"	12.00
M6105D	5/64"	2.00	M6113D	13/64"	3.50	M6121D	21/64"	9.00	M6129D	29/64"	15.00
M6106D	3/32"	2.00	M6114D	7/32"	3.50	M6122D	11/32"	9.00	M6130D	15/32"	15.00
M6107D	7/64"	2.00	M6115D	15/64"	5.00	M6123D	23/64"	8.75	M6131D	31/64"	17.00
M6108D	1/8"	3.00	M6116D	1/4"	5.00	M6124D	3/8"	9.50	M6132D	1/2"	17.00
M6109D	9/64"	3.00	M6117D	17/64"	5.00	M6125D	25/64"	9.50	M9134D	17/32"	32.50
M6110D	5/32"	3.00	M6118D	9/32"	5.00	M6126D	13/32"	9.50			( 1/2" shank )
M6111D	11/64"	3.00	M6119D	19/64"	7.00	M6127D	27/64"	12.00			

**Letter Sizes**

M4101D	A	.234"	4.00	M4108D	H	.266	5.00	M4115D	O	.316	6.75	M4122D	V	.377	9.75
M4102D	B	.238	4.00	M4109D	I	.272	5.00	M4116D	P	.323	8.00	M4123D	W	.386	9.75
M4103D	C	.242	4.00	M4110D	J	.277	5.75	M4117D	Q	.332	8.00	M4124D	X	.397	11.50
M4104D	D	.246	4.00	M4111D	K	.281	5.75	M4118D	R	.339	8.00	M4125D	Y	.404	12.50
M4105D	E	.250	4.00	M4112D	L	.290	5.75	M4119D	S	.348	9.75	M4126D	Z	.413	14.50
M4106D	F	.257	5.00	M4113D	M	.295	6.75	M4120D	T	.358	9.75				
M4107D	G	.261	5.00	M4114D	N	.302	6.75	M4121D	U	.368	9.75				

**Number Sizes**

M8101D	1	.228	4.00	M8121D	21	.159	2.50	M8141D	41	.096	2.00	M8161D	61	.039	2.30
M8102D	2	.221	4.00	M8122D	22	.157	2.50	M8142D	42	.093	2.00	M8162D	62	.038	2.30
M8103D	3	.213	4.00	M8123D	23	.154	2.50	M8143D	43	.089	2.00	M8163D	63	.037	2.30
M8104D	4	.209	4.00	M8124D	24	.152	2.50	M8144D	44	.086	2.00	M8164D	64	.036	2.30
M8105D	5	.205	4.00	M8125D	25	.149	2.50	M8145D	45	.082	2.00	M8165D	65	.035	2.30
M8106D	6	.204	4.00	M8126D	26	.147	2.50	M8146D	46	.081	2.00	M8166D	66	.033	2.30
M8107D	7	.201	4.00	M8127D	27	.144	2.50	M8147D	47	.078	2.00	M8167D	67	.032	2.30
M8108D	8	.199	4.00	M8128D	28	.140	2.50	M8148D	48	.076	2.00	M8168D	68	.031	2.30
M8109D	9	.196	4.00	M8129D	29	.136	2.50	M8149D	49	.073	2.00	M8169D	69	.0292	2.30
M8110D	10	.193	4.00	M8130D	30	.128	2.50	M8150D	50	.070	2.00	M8170D	70	.028	2.30
M8111D	11	.191	4.00	M8131D	31	.120	2.00	M8151D	51	.067	2.00	M8171D	71	.026	2.30
M8112D	12	.189	3.50	M8132D	32	.116	2.00	M8152D	52	.063	2.00	M8172D	72	.025	2.30
M8113D	13	.185	3.50	M8133D	33	.113	2.00	M8153D	53	.059	2.00	M8173D	73	.025	2.30
M8114D	14	.182	3.50	M8134D	34	.111	2.00	M8154D	54	.055	2.00	M8174D	74	.0225	2.30
M8115D	15	.180	3.50	M8135D	35	.110	2.00	M8155D	55	.052	2.00	M8175D	75	.021	2.70
M8116D	16	.177	3.50	M8136D	36	.106	2.00	M8156D	56	.046	2.30	M8176D	76	.020	2.70
M8117D	17	.173	3.50	M8137D	37	.104	2.00	M8157D	57	.043	2.30	M8177D	77	.018	2.70
M8118D	18	.169	2.50	M8138D	38	.101	2.00	M8158D	58	.042	2.30	M8178D	78	.016	2.70
M8119D	19	.166	2.50	M8139D	39	.099	2.00	M8159D	59	.041	2.30	M8179D	79	.0145	2.70
M8120D	20	.161	2.50	M8140D	40	.098	2.00	M8160D	60	.040	2.30	M8180D	80	.0135	2.70

## Screws, Bolts, Nuts

### Round Head Screws

Listed by size.



<b>R016P</b>	6-32 x 3/8"	park	0.63
<b>R016Z</b>	6-32 x 3/8"	zinc	0.30
<b>R013Z</b>	6-32 x 7/8"	zinc	0.30
<b>R018P</b>	8-32 x 1/4"	park	0.56
<b>R018</b>	8-32 x 1/4"	cad	0.63
<b>R018C</b>	8-32 x 1/4"	chrome	0.75
<b>4940-35</b>	8-32 x 1/4"	zinc	1.50
<b>R019P</b>	8-32 x 5/16"	park	0.56
<b>R019</b>	8-32 x 5/16"	cad	0.63
<b>R027P</b>	8-32 x 5/8"	park	0.63
<b>R027</b>	8-32 x 5/8"	cad	0.69
<b>R026Z</b>	8-32 x 1"	zinc	0.50
<b>R030</b>	10-24 x 3/8"	cad	0.69
<b>R030P</b>	10-24 x 3/8"	park	0.63
<b>R030Z</b>	10-24 x 3/8"	zinc	0.30
<b>R030C</b>	10-24 x 3/8"	chrome	0.75
<b>R031P</b>	10-24 x 1/2"	park	0.63
<b>R031Z</b>	10-24 x 1/2"	zinc	0.30
<b>R031C</b>	10-24 x 1/2"	chrome	0.60
<b>R034</b>	10-32 x 1/4"	cad	0.50
<b>R034P</b>	10-32 x 1/4"	park	0.63
<b>R034Z</b>	10-32 x 1/4"	zinc	0.30
<b>R034C</b>	10-32 x 1/4"	chrome	0.60
<b>4941-35</b>	10-32 x 1/4"	zinc	1.00
<b>R041P</b>	12-24 x 3/8"	park	0.75
<b>R041Z</b>	12-24 x 3/8"	zinc	0.30
<b>R043P</b>	12-24 x 1/2"	park	0.60
<b>R043Z</b>	12-24 x 1/2"	zinc	0.30
<b>R4918-35P</b>	12-24 x 3/4"	park	1.00
<b>R4918-35</b>	12-24 x 3/4"	cad	1.06
<b>R4918-35C</b>	12-24 x 3/4"	chrome	1.50
<b>050</b>	1/4-24 x 7/16"	park	2.00
<b>R050P</b>	1/4-24 x 7/16"	park	1.38
<b>R050</b>	1/4-24 x 7/16"	cad	1.44
<b>R050C</b>	1/4-24 x 7/16"	chrome	1.63
<b>R050NI</b>	1/4-24 x 7/16"	Nickle	n.a.
<b>R051P</b>	1/4-24 x 1/2"	park	1.44
<b>R051</b>	1/4-24 x 1/2"	cad	1.50
<b>R051C</b>	1/4-24 x 1/2"	chrome	2.63
<b>052</b>	1/4-24 x 5/8"	park	2.00
<b>R052P</b>	1/4-24 x 5/8"	park	1.50
<b>R052</b>	1/4-24 x 5/8"	cad	1.56
<b>R052C</b>	1/4-24 x 5/8"	chrome	2.19
<b>053</b>	1/4-24 x 3/4"	park	3.00
<b>R053</b>	1/4-24 x 3/4"	cad	1.63
<b>R053P</b>	1/4-24 x 3/4"	park	1.56
<b>053Z</b>	1/4-24 x 3/4"	zinc	n.a.
<b>R053C</b>	1/4-24 x 3/4"	chrome	1.80
<b>R053NI</b>	1/4-24 x 3/4"	Nickle	n.a.

### Fillister Head Screws

Listed by size.



<b>R010P</b>	6-32 x 1/4"	zinc	0.44
<b>R010Z</b>	6-32 x 1/4"	zinc	0.30
<b>R011P</b>	6-32 x 3/8"	park	0.56
<b>R011Z</b>	6-32 x 3/8"	zinc	n.a.
<b>R011C</b>	6-32 x 3/8"	chrome	0.60
<b>R020</b>	8-32 x 1/4"	cad	0.63
<b>R020P</b>	8-32 x 1/4"	park	0.56
<b>R020Z</b>	8-32 x 1/4"	zinc	0.30
<b>R020C</b>	8-32 x 1/4"	chrome	0.60
<b>R021P</b>	8-32 x 3/8"	park	0.63
<b>R021</b>	8-32 x 3/8"	cad	0.63
<b>R021Z</b>	8-32 x 3/8"	zinc	0.30
<b>R021C</b>	8-32 x 3/8"	chrome	0.60
<b>R021NI</b>	8-32 x 3/8"	Nickle	0.88
<b>4918-42</b>	8-32 x 3/8"	green	0.40
<b>R024P</b>	8-32 x 3/4"	park	0.63
<b>R024Z</b>	8-32 x 3/4"	zinc	n.a.
<b>R024C</b>	8-32 x 3/4"	chrome	n.a.
<b>R026P</b>	8-32 x 1"	park	0.75
<b>R030AP</b>	10-24 x 3/8"	park	0.75
<b>R030A</b>	10-24 x 3/8"	cad	0.75
<b>R030AZ</b>	10-24 x 3/8"	zinc	0.30
<b>R032P</b>	10-24 x 1/2"	park	0.63
<b>R032</b>	10-24 x 1/2"	cad	0.69
<b>R032C</b>	10-24 x 1/2"	chrome	0.81
<b>R033P</b>	10-24 x 5/8"	park	0.63
<b>R033</b>	10-24 x 5/8"	cad	0.69
<b>R033Z</b>	10-24 x 5/8"	zinc	0.30
<b>R033C</b>	10-24 x 5/8"	chrome	0.85
<b>R033LP</b>	10-24 x 3/4"	park	0.75
<b>R033L</b>	10-24 x 3/4"	cad	0.75
<b>R033LC</b>	10-24 x 3/4"	chrome	0.90
<b>R033XL</b>	10-24 x 1"	cad	0.75
<b>R033XLC</b>	10-24 x 1"	chrome	0.90
<b>R035P</b>	10-32 x 3/8"	park	0.63
<b>R035</b>	10-32 x 3/8"	cad	0.69
<b>R035C</b>	10-32 x 3/8"	chrome	0.81
<b>R035NI</b>	10-32 x 3/8"	Nickle	0.65
<b>R036P</b>	10-32 x 1/2"	park	0.63
<b>R036</b>	10-32 x 1/2"	cad	0.69
<b>R036C</b>	10-32 x 1/2"	chrome	0.81
<b>R036NI</b>	10-32 x 1/2"	Nickle	n.a.
<b>R037P</b>	10-32 x 5/8"	park	0.63
<b>R037</b>	10-32 x 5/8"	cad	0.69
<b>R037C</b>	10-32 x 5/8"	chrome	1.13
<b>R037NI</b>	10-32 x 5/8"	Nickle	0.90
<b>R038P</b>	10-32 x 3/4"	park	0.63
<b>R038Z</b>	10-32 x 3/4"	zinc	0.50
<b>R038C</b>	10-32 x 3/4"	chrome	n.a.
<b>R038AP</b>	10-32 x 7/8"	park	0.63
<b>R038A</b>	10-32 x 7/8"	cad	0.50
<b>R1523-26</b>	10-32 x 1-1/4"	zinc	1.50
<b>R042P</b>	12-24 x 1/2"	park	0.63
<b>R042</b>	12-24 x 1/2"	cad	0.69
<b>R042C</b>	12-24 x 1/2"	chrome	0.88
<b>R042NI</b>	12-24 x 1/2"	Nickle	n.a.
<b>4967-42MD</b>	12-24 x 1/2"	special	1.50
<b>R044Z</b>	12-24 x 7/8"	zinc	0.50
<b>R044C</b>	12-24 x 7/8"	chrome	n.a.

### Oval Countersunk Head Screws

Listed by size.



<b>2265W</b>	12-24 x 3/8"	zinc	1.00
<b>R048C</b>	12-24 x 3/8"	chrome	0.80
<b>R048AP</b>	12-24 x 1/2"	park	0.94
<b>R048A</b>	12-24 x 1/2"	cad	1.00
<b>R048AC</b>	12-24 x 1/2"	chrome	1.25
<b>R045</b>	12-24 x 21/32"	cad	1.38
<b>047</b>	12-24 x 13/16"	park	2.00
<b>R047P</b>	12-24 x 13/16"	park	1.38
<b>047cad</b>	12-24 x 13/16"	cad	2.00
<b>R047</b>	12-24 x 13/16"	cad	1.44
<b>R047C</b>	12-24 x 13/16"	chrome	1.69
<b>R1409-41MP</b>	12-24 x 2-1/4"	park	4.06
<b>R1409-41M</b>	12-24 x 2-1/4"	cad	4.06
<b>R057P</b>	1/4-24 x 13/16"	park	1.56
<b>R057</b>	1/4-24 x 13/16"	cad	1.56
<b>R057C</b>	1/4-24 x 13/16"	chrome	2.19
<b>R057NI</b>	1/4-24 x 13/16"	Nickle	1.75
<b>R2268-36P</b>	1/4-24 x 13/16"	park	1.25
<b>R2268-36</b>	1/4-24 x 13/16"	cad	1.44
<b>R2268-36C</b>	1/4-24 x 13/16"	chrome	1.88
<b>056</b>	1/4-24 x 1-1/8"	park	1.95
<b>R056P</b>	1/4-24 x 1-1/8"	park	1.88
<b>R056</b>	1/4-24 x 1-1/8"	cad	1.88
<b>R056C</b>	1/4-24 x 1-1/8"	chrome	2.31
<b>R056NI</b>	1/4-24 x 1-1/8"	Nickle	n.a.
<b>2341HW</b>	1/4-24 x 1-1/8"	zinc	2.00
<b>R1523-32P</b>	1/4-24 x 2"	park	3.75
<b>R1523-32</b>	1/4-24 x 2"	cad	3.75
<b>R1523-32C</b>	1/4-24 x 2"	chrome	5.00
<b>R1523-36P</b>	1/4-24 x 3"	park	4.06
<b>R1523-36</b>	1/4-24 x 3"	cad	4.06
<b>R1523-36C</b>	1/4-24 x 3"	chrome	5.63
<b>058</b>	5/16-18 x 13/16"	bare	3.00
<b>R3805-30AP</b>	5/16-24 x 19/32"	park	5.00
<b>R3805-30A</b>	5/16-24 x 19/32"	cad	5.00
<b>R3749-30P</b>	5/16-24 x 27/32"	park	6.00
<b>R3749-30</b>	5/16-24 x 27/32"	cad	6.00
<b>R3749-30C</b>	5/16-24 x 27/32"	chrome	7.00



**Hex Head Bolts**



**Listed by size:**

<b>R4518-36</b>	10-32 x 5/16"		cad	2.25
<b>R4518-36C</b>	10-32 x 5/16"		chrome	3.00
<b>R1409-36P</b>	12-24 x 3/8"		park	2.50
<b>R1409-36</b>	12-24 x 3/8"		cad	2.50
<b>R054Z</b>	1/4-20 x 1"	'grade'	zinc	0.40
<b>R054C</b>	1/4-20 x 1"		chrome	1.30
<b>R692-41P</b>	1/4-20 x 1-1/4"		park	1.88
<b>R692-41</b>	1/4-20 x 1-1/4"	'grade'	cad	1.88
<b>R692-41C</b>	1/4-20 x 1-1/4"		chrome	2.50
<b>054A</b>	1/4-24 x 1/2"		zinc	4.00
<b>1123-29</b>	1/4-24 x 5/8"		park	1.50
<b>R1123-29</b>	1/4-24 x 5/8"		cad	3.13
<b>R1123-29C</b>	1/4-24 x 5/8"		chrome	4.06
<b>053E</b>	1/4-24 x 3/4"		park	3.00
<b>R053EP</b>	1/4-24 x 3/4"		park	2.50
<b>7223-34</b>	1/4-24 x 3/4"	'1035 cp'	park	n.a.
<b>R7223-34</b>	1/4-24 x 3/4"		cad	2.50
<b>R7223-34C</b>	1/4-24 x 3/4"		chrome	3.75
<b>R13332-25AP</b>	1/4-24 x 1-5/8"		park	3.13
<b>13332-25Acad</b>	1/4-24 x 1-5/8"	'rockford'	cad	3.20
<b>R13332-25A</b>	1/4-24 x 1-5/8"		cad	3.13
<b>R13332-25AC</b>	1/4-24 x 1-5/8"		chrome	4.06
<b>R1725-30P</b>	1/4-28 x 7/16"		park	1.88
<b>R054WZ</b>	1/4-28 x 5/8"		zinc	0.50
<b>R054WC</b>	1/4-28 x 5/8"		chrome	1.30
<b>R4017P</b>	5/16-18 x 1"	'1038 cp'	park	3.50
<b>443-37P</b>	5/16-18 x 2-3/4"		park	n.a.
<b>443-37</b>	5/16-18 x 2-3/4"	'1035 cp'	cad	3.00
<b>061</b>	5/16-24 x 1/2"	'1035 cp'	park	2.50
<b>R061P</b>	5/16-24 x 1/2"	'1038 cp'	park	1.63
<b>R061Z</b>	5/16-24 x 1/2"	'grade'	zinc	0.35
<b>R061</b>	5/16-24 x 1/2"	'1038 cp'	cad	1.69
<b>R061C</b>	5/16-24 x 1/2"		chrome	1.40
<b>060</b>	5/16-24 x 9/16"		park	3.00
<b>R064PS</b>	5/16-24 x 3/4"		park	1.81
<b>R064P</b>	5/16-24 x 3/4"	'1038 cp'	park	1.81
<b>R064Z</b>	5/16-24 x 3/4"	'grade'	zinc	0.60
<b>R064</b>	5/16-24 x 3/4"	'1038 cp'	cad	1.88
<b>R064C</b>	5/16-24 x 3/4"		chrome	2.13
<b>R064EP</b>	5/16-24 x 7/8"	'1038 cp'	park	2.19
<b>R066PS</b>	5/16-24 x 1"	'1038 cp'	park	2.19
<b>R066P</b>	5/16-24 x 1"	'1038 cp'	park	2.19
<b>R066Z</b>	5/16-24 x 1"	'grade'	zinc	0.75
<b>R066C</b>	5/16-24 x 1"		chrome	1.30
<b>R066AP</b>	5/16-24 x 1-1/8"	'1038 cp'	park	2.31
<b>R066A</b>	5/16-24 x 1-1/8"	'1038 cp'	cad	2.31
<b>R3748-26P</b>	5/16-24 x 1-1/8"	'1038 cp'	park	2.50
<b>R3748-26</b>	5/16-24 x 1-1/8"	'grade'	cad	2.50
<b>R3748-26C</b>	5/16-24 x 1-1/8"		chrome	2.50
<b>R066BP</b>	5/16-24 x 1-3/8"	'1038 cp'	park	2.50
<b>069</b>	5/16-24 x 1-3/8"	dome head	park	1.50
<b>R068PS</b>	5/16-24 x 1-13/16"		park	2.63
<b>R068P</b>	5/16-24 x 1-13/16"	'1038 cp'	park	2.63
<b>R068</b>	5/16-24 x 1-13/16"	'1038 cp'	cad	2.81
<b>R068C</b>	5/16-24 x 1-13/16"		chrome	1.50
<b>R3529-37PS</b>	5/16-24 x 2-1/4"		park	3.13
<b>R3529-37P</b>	5/16-24 x 2-1/4"	'1038 cp'	park	3.13
<b>R3529-37</b>	5/16-24 x 2-1/4"	'1038 cp'	cad	3.25
<b>R3529-37C</b>	5/16-24 x 2-1/4"		chrome	3.75

**About hex head markings:**

'41 and earlier bolts were usually made by Harley and were not marked (plain head). War-time production saw the arrival of other suppliers, these could be marked "1035 cp" or "1038 cp".



'1035 cp'



'1038 cp'

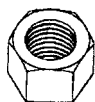


'grade'

**Hex Head Bolts (continued)**

<b>R3529-36PS</b>	5/16-24 x 2-5/8"		park	3.44
<b>R3529-36P</b>	5/16-24 x 2-5/8"	'1038 cp'	park	3.44
<b>R3529-36C</b>	5/16-24 x 2-5/8"		chrome	3.75
<b>R070P</b>	3/8-16 x 3/4"	'1035 cp'	park	3.38
<b>R070Z</b>	3/8-16 x 3/4"	'grade'	zinc	0.50
<b>R070</b>	3/8-16 x 3/4"	'1035 cp'	cad	3.44
<b>R070C</b>	3/8-16 x 3/4"		chrome	1.40
<b>R072Z</b>	3/8-16 x 7/8"	'grade'	zinc	0.50
<b>R2263-36BP</b>	3/8-16 x 1"		park	2.19
<b>R2263-36B</b>	3/8-16 x 1"	'grade'	cad	1.85
<b>R2263-36BC</b>	3/8-16 x 1"		chrome	2.25
<b>071</b>	3/8-16 x 1-3/16"		park	4.00
<b>R071P</b>	3/8-16 x 1-3/16"		park	3.75
<b>R071</b>	3/8-16 x 1-3/16"		cad	3.75
<b>R071C</b>	3/8-16 x 1-3/16"		chrome	4.69
<b>073</b>	3/8-16 x 1-3/8"		park	5.00
<b>R073P</b>	3/8-16 x 1-3/8"		park	3.75
<b>R073</b>	3/8-16 x 1-3/8"		cad	3.75
<b>R073C</b>	3/8-16 x 1-3/8"		chrome	4.69
<b>R444-30P</b>	3/8-16 x 3-1/4"		park	4.38
<b>R444-30</b>	3/8-16 x 3-1/4"		cad	4.38
<b>R444-30C</b>	3/8-16 x 3-1/4"		chrome	5.31
<b>R074P</b>	3/8-24 x 3/4"		park	2.50
<b>R074Z</b>	3/8-24 x 3/4"	'grade'	zinc	0.50
<b>R074C</b>	3/8-24 x 3/4"		chrome	1.40
<b>R074NI</b>	3/8-24 x 3/4"		Nickle	n.a.
<b>2823-26</b>	3/8-24 x 7/8"		park	7.00
<b>R2823-26P</b>	3/8-24 x 7/8"		park	5.00
<b>R2823-26</b>	3/8-24 x 7/8"		cad	5.00
<b>R2823-26C</b>	3/8-24 x 7/8"		chrome	6.75
<b>4336W</b>	3/8-24 x 1-1/8"	'grade'	zinc	2.50
<b>2100-16</b>	3/8-24 x 1-1/8"	dome head	park	8.00
<b>R2100-16C</b>	3/8-24 x 1-1/8"	dome head	chrome	9.38
<b>R079P</b>	3/8-24 x 1-1/8"		park	4.06
<b>R079</b>	3/8-24 x 1-1/8"		cad	4.19
<b>R079C</b>	3/8-24 x 1-1/8"		chrome	4.81
<b>R078C</b>	3/8-24 x 1-1/4"		chrome	1.50
<b>R075</b>	3/8-24 x 1-3/8"		cad	5.63
<b>R075C</b>	3/8-24 x 1-3/8"		chrome	6.25
<b>R075P</b>	3/8-24 x 1-3/8"		park	5.63
<b>R437-26P</b>	3/8-24 x 1-3/4"	'1035 cp'	park	6.25
<b>R437-26</b>	3/8-24 x 1-3/4"	'1035 cp'	cad	6.25
<b>R437-26C</b>	3/8-24 x 1-3/4"		chrome	7.50
<b>R437-36P</b>	3/8-24 x 2-5/8"		park	6.25
<b>R437-36</b>	3/8-24 x 2-5/8"	'1038 cp'	cad	6.25
<b>R437-36C</b>	3/8-24 x 2-5/8"		chrome	7.50
<b>R438-36P</b>	3/8-24 x 3-5/16"	'1038 cp'	park	7.50
<b>R438-36</b>	3/8-24 x 3-5/16"	'1038 cp'	cad	7.50
<b>R438-36C</b>	3/8-24 x 3-5/16"		chrome	8.75
<b>2807-30</b>	7/16-20 x 1"		park	5.00
<b>2807-3035</b>	7/16-20 x 1"	'1035 cp'	park	8.00
<b>R080P</b>	7/16-20 x 1-1/2"		park	6.25
<b>R080Z</b>	7/16-20 x 1-1/2"	'grade'	zinc	0.70
<b>R080C</b>	7/16-20 x 1-1/2"		chrome	1.70
<b>R6033-30P</b>	7/16-20 x 1-5/16"	'1035 cp'	park	5.13
<b>R6033-30</b>	7/16-20 x 1-5/16"	'1035 cp'	cad	5.13
<b>R6033-30C</b>	7/16-20 x 1-5/16"		chrome	6.88
<b>14-30</b>	7/16-20 x 1-3/4"		park	10.00

## Screws, Bolts, Nuts



### About nuts:

Early 1940's and earlier nuts were mostly manufactured by H-D and were machined from stock. These nuts are clearly different than the later style nuts. We have marked all the nuts on this page with a 'm' to indicate that they are machined.

'machined'  
(sharp edges)



not 'machined'  
(round edges)

### Nuts

#### Listed by size:

<b>R0101P</b>	6-32 x 7/64" x 5/16"	park	0.50
<b>R0101B</b>	6-32 x 7/64" x 5/16"	brass	0.50
<b>R0101Z</b>	6-32 x 7/64" x 5/16"	zinc	0.40
<b>R0103P</b>	8-32 x 1/8" x 11/32"	park	0.50
<b>R0103</b>	8-32 x 1/8" x 11/32"	cad	0.50
<b>R0103Z</b>	8-32 x 1/8" x 11/32"	zinc	0.40
<b>R0104P</b>	10-24 x 1/8" x 3/8"	park	0.50
<b>R0104</b>	10-24 x 1/8" x 3/8"	cad	0.50
<b>R0104Z</b>	10-24 x 1/8" x 3/8"	zinc	0.40
<b>R0104C</b>	10-24 x 1/8" x 3/8"	chrome	0.75
<b>R0104FP</b>	10-24 x 3/8" flexlock	park	1.06
<b>R0104F</b>	10-24 x 3/8" flexlock	cad	1.06
<b>R0104FNI</b>	10-24 x 3/8" flexlock	Nickle	1.35
<b>4434-23</b>	10-24 x 1/4" x 3/8"	'm' cad	1.70
<b>0105cop</b>	10-32 x 1/8" x 5/16"	brass	0.70
<b>0105copm</b>	10-32 x 1/8" x 5/16"	'm' brass	1.30
<b>0105cad</b>	10-32 x 1/8" x 5/16"	cad	1.00
<b>R0105Z</b>	10-32 x 1/8" x 5/16"	zinc	0.30
<b>R0105C</b>	10-32 x 1/8" x 5/16"	chrome	0.50
<b>R0105AP</b>	10-32 x 1/8" x 3/8"	park	0.50
<b>R0105AZ</b>	10-32 x 1/8" x 3/8"	zinc	0.50
<b>R0105AC</b>	10-32 x 1/8" x 3/8"	chrome	n.a.
<b>R0106P</b>	12-24 x 5/32" x 7/16"	park	0.50
<b>R0106</b>	12-24 x 5/32" x 7/16"	cad	0.50
<b>R0106Z</b>	12-24 x 5/32" x 7/16"	zinc	0.30
<b>R0107C</b>	1/4-20 x 1/4" x 7/16"	chrome	1.13
<b>R0107P</b>	1/4-20 x 1/4" x 1/2"	'm' park	1.13
<b>R0107</b>	1/4-20 x 1/4" x 1/2"	'm' cad	1.19
<b>0108</b>	1/4-24 x 5/32" x 7/16"	'm' park	1.50
<b>R0108P</b>	1/4-24 x 5/32" x 7/16"	'm' park	1.13
<b>R0108M</b>	1/4-24 x 5/32" x 7/16"	'm' cad	1.19
<b>R0108C</b>	1/4-24 x 5/32" x 7/16"	chrome	0.88
<b>R0108NI</b>	1/4-24 x 5/32" x 7/16"	'm' Nickle	1.56
<b>0109</b>	1/4-24 x 7/32" x 7/16"	'm' park	2.00
<b>0109C</b>	1/4-24 x 7/32" x 7/16"	'm' chrome	2.30
<b>451-37</b>	1/4-24 x 1/4" x 1/2"	park	2.00
<b>R451-37P</b>	1/4-24 x 1/4" x 1/2"	'm' park	1.13
<b>R451-37</b>	1/4-24 x 1/4" x 1/2"	'm' cad	1.13
<b>R451-37C</b>	1/4-24 x 1/4" x 1/2"	'm' chrome	1.56
<b>R0111P</b>	5/16-18 x 17/64" x 1/2"	'm' park	1.13
<b>R0111Z</b>	5/16-18 x 17/64" x 1/2"	zinc	0.30
<b>R0111</b>	5/16-18 x 17/64" x 1/2"	'm' cad	1.19
<b>R0111C</b>	5/16-18 x 17/64" x 1/2"	chrome	1.00
<b>R0111NI</b>	5/16-18 x 17/64" x 1/2"	Nickle	1.00
<b>R0112P</b>	5/16-24 x 17/64" x 7/16"	'm' park	1.25
<b>R0112</b>	5/16-24 x 17/64" x 7/16"	'm' cad	1.38
<b>R0112NI</b>	5/16-24 x 17/64" x 7/16"	'm' Nickle	1.50
<b>R0117BP</b>	5/16-24 x 3/16" x 1/2"	park	1.25
<b>R0117B</b>	5/16-24 x 3/16" x 1/2"	cad	1.38
<b>R0117BC</b>	5/16-24 x 3/16" x 1/2"	chrome	1.50
<b>R0117P</b>	5/16-24 x 17/64" x 1/2"	'm' park	1.19
<b>R0117Z</b>	5/16-24 x 17/64" x 1/2"	zinc	0.30
<b>R0117M</b>	5/16-24 x 17/64" x 1/2"	'm' cad	1.25
<b>R0117C</b>	5/16-24 x 17/64" x 1/2"	chrome	0.94
<b>R0117NI</b>	5/16-24 x 17/64" x 1/2"	Nickle	1.35
<b>R7725</b>	5/16-24 x 1/2" flexloc	cad	1.88
<b>R7725C</b>	5/16-24 x 1/2" flexloc	chrome	1.94
<b>R0117A</b>	5/16-24 x 5/16" x 9/16"	'm' park	1.44
<b>R0120P</b>	3/8-16 x 5/16" x 9/16"	'm' park	1.44
<b>R0120</b>	3/8-16 x 5/16" x 9/16"	'm' cad	1.50
<b>R0120C</b>	3/8-16 x 5/16" x 9/16"	'm' chrome	1.69
<b>R0120NI</b>	3/8-16 x 5/16" x 9/16"	'm' Nickle	1.75
<b>R0129AP</b>	3/8-24 x 7/32" x 9/16"	park	1.25
<b>R0129A</b>	3/8-24 x 7/32" x 9/16"	cad	1.25
<b>R0129AC</b>	3/8-24 x 7/32" x 9/16"	chrome	1.69
<b>R0129C</b>	3/8-24 x 7/32" x 9/16"	chrome	1.75

### Nuts (continued)

<b>0129</b>	3/8-24 x 1/4" x 9/16"	'm' park	1.50
<b>0129.50pack</b>	Bag of 50 nuts	'm' park	45.00
<b>R0129P</b>	3/8-24 x 1/4" x 9/16"	'm' park	1.44
<b>R0129</b>	3/8-24 x 1/4" x 9/16"	'm' cad	1.56
<b>0129C</b>	3/8-24 x 1/4" x 9/16"	'm' chrome	2.50
<b>0129Z</b>	3/8-24 x 1/4" x 9/16"	'm' zinc	2.00
<b>R0127P</b>	3/8-24 x 21/64" x 9/16"	'm' park	1.50
<b>R0127Z</b>	3/8-24 x 21/64" x 9/16"	zinc	0.50
<b>R0127</b>	3/8-24 x 21/64" x 9/16"	'm' cad	1.63
<b>R0127C</b>	3/8-24 x 21/64" x 9/16"	chrome	1.06
<b>R0127NI</b>	3/8-24 x 21/64" x 9/16"	'm' Nickle	1.60
<b>R0123P</b>	3/8-24 x 1/2" x 9/16"	'm' park	1.50
<b>R0123</b>	3/8-24 x 1/2" x 9/16"	'm' cad	1.69
<b>R0123C</b>	3/8-24 x 1/2" x 9/16"	chrome	2.81
<b>R0123NI</b>	3/8-24 x 1/2" x 9/16"	'm' Nickle	1.90
<b>2633-30A</b>	3/8-24 x 7/32" x 5/8"	'm' bare	2.00
<b>R0125P</b>	3/8-24 x 1/4" x 5/8"	'm' park	1.50
<b>R2318-36AP</b>	3/8-24 x 21/64" x 5/8"	'm' park	1.63
<b>R2318-36A</b>	3/8-24 x 21/64" x 5/8"	'm' cad	1.69
<b>R2318-36AC</b>	3/8-24 x 21/64" x 5/8"	'm' chrome	1.88
<b>R0128P</b>	3/8-24 x 9/16" castle	park	2.00
<b>R0128</b>	3/8-24 x 9/16" castle	cad	2.13
<b>R0128C</b>	3/8-24 x 9/16" castle	chrome	2.31
<b>R0128NI</b>	3/8-24 x 9/16" castle	Nickle	2.00
<b>3910-37</b>	3/8-24 x 15/16" castle	park	3.00
<b>R3910-37P</b>	3/8-24 x 15/16" castle	park	3.44
<b>R3910-37</b>	3/8-24 x 15/16" castle	cad	3.44
<b>R3910-37C</b>	3/8-24 x 15/16" castle	chrome	4.38
<b>R7775P</b>	3/8-24 x 9/16" flexloc	park	2.81
<b>R7775</b>	3/8-24 x 9/16" flexloc	cad	2.81
<b>R0130P</b>	7/16-18 x 1/4" x 11/16"	'm' park	1.63
<b>R0130</b>	7/16-18 x 1/4" x 11/16"	'm' cad	2.06
<b>R0130NI</b>	7/16-18 x 1/4" x 11/16"	'm' Nickle	1.80
<b>R4166-28P</b>	7/16-20 x 1/4" x 9/16"	'm' park	1.75
<b>R4166-28</b>	7/16-20 x 1/4" x 9/16"	'm' cad	1.88
<b>R4166-28C</b>	7/16-20 x 1/4" x 9/16"	'm' chrome	2.50
<b>R0136P</b>	7/16-20 x 1/4" x 5/8"	'm' park	1.63
<b>R0136</b>	7/16-20 x 1/4" x 5/8"	'm' cad	1.69
<b>R0136C</b>	7/16-20 x 1/4" x 5/8"	'm' chrome	1.75
<b>R0133P</b>	7/16-20 x 3/8" x 5/8"	'm' park	1.63
<b>R0133</b>	7/16-20 x 3/8" x 5/8"	'm' cad	1.69
<b>R0133C</b>	7/16-20 x 3/8" x 5/8"	'm' chrome	1.88
<b>0134</b>	7/16-20 x 1/2" x 5/8"	'm' park	2.00
<b>R0134P</b>	7/16-20 x 1/2" x 5/8"	'm' park	1.69
<b>R0134</b>	7/16-20 x 1/2" x 5/8"	'm' cad	1.81
<b>R0134C</b>	7/16-20 x 1/2" x 5/8"	'm' chrome	3.13
<b>R0134NI</b>	7/16-20 x 1/2" x 5/8"	'm' Nickle	2.50
<b>0138</b>	7/16-20 x 5/8" castle	cad	3.20
<b>R7825P</b>	7/16-20 x 5/8" flexlock	park	3.75
<b>R7825</b>	7/16-20 x 5/8" flexlock	cad	3.94
<b>R7872</b>	7/16-20 x 5/8" red cap		
<b>R7872B</b>	7/16-20 x 5/8" black cap		2.00
<b>R7863</b>	7/16-20 x 3/8" x 3/4"	'm' cad	
<b>R7863C</b>	7/16-20 x 3/8" x 3/4"	'm' chrome	2.25
<b>R2644-30P</b>	7/16-20 x 7/16" x 3/4"	'm' park	2.50
<b>R2644-30</b>	7/16-20 x 7/16" x 3/4"	'm' cad	2.50
<b>R2644-30C</b>	7/16-20 x 7/16" x 3/4"	'm' chrome	3.44
<b>2641-30</b>	7/16-20 x 9/32" x 13/16"	'm' park	2.00
<b>2641-30C</b>	7/16-20 x 9/32" x 13/16"	'm' chrome	3.00
<b>R4079-26P</b>	7/16-20 x 13/32" x 13/16"	'm' park	5.94
<b>R4079-26</b>	7/16-20 x 13/32" x 13/16"	'm' cad	5.94
<b>0131</b>	7/16-24 x 1/4" x 3/4"	'm' park	2.00
<b>0135A</b>	1/2-13 x 1/2" x 7/8"	zinc	
<b>R2634-30AP</b>	1/2-20 x 3/8" x 3/4"	'm' park	2.50
<b>R2634-30A</b>	1/2-20 x 3/8" x 3/4"	'm' cad	2.50
<b>R2634-30AC</b>	1/2-20 x 3/8" x 3/4"	'm' chrome	3.44



Nuts (continued)

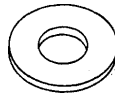
<b>R2634-36</b>	1/2-20 x 3/4 acorn nut	park	5.00
<b>R2634-36C</b>	1/2-20 x 3/4 acorn nut	chrome	5.63
<b>R2643-31</b>	1/2-20 x 5/16" x 13/16" 'm'	park	2.13
<b>R2643-31cad</b>	1/2-20 x 5/16" x 13/16" 'm'	cad	2.19
<b>R6032-36P</b>	1/2-20 x 7/16" x 7/8" 'm'	park	2.25
<b>7914</b>	1/2-20 x 7/16" x 7/8"	zinc	4.00
<b>7907</b>	1/2-20 x 7/16" x 7/8" 'm'	bare	3.00
<b>R4178-42P</b>	1/2-20 x 7/8" castle nut	park	6.25
<b>R4178-42</b>	1/2-20 x 7/8" castle nut	cad	7.50
<b>R4178-42C</b>	1/2-20 x 7/8" castle nut	chrome	9.38
<b>R7926</b>	1/2-20 x 9/32" x 1-3/16" 'm'		
<b>R6036-36BP</b>	9/16-18 x 11/32" x 15/16" 'm'	park	3.13
<b>R6036-36B</b>	9/16-18 x 11/32" x 15/16" 'm'	cad	3.31
<b>R3996-36P</b>	5/8-18 x 7/16" x 7/8" 'm'	park	3.13
<b>R3996-36</b>	5/8-18 x 7/16" x 7/8" 'm'	cad	3.38
<b>R3996-36C</b>	5/8-18 x 7/16" x 7/8" 'm'	chrome	5.00
<b>R7974P</b>	5/8-18 x 7/32" x 15/16" 'm'	park	
<b>R7974</b>	5/8-18 x 7/32" x 15/16" 'm'	cad	3.13
<b>364-29</b>	5/8-18 x 7/32" x 15/16" 'm'		8.00
<b>R364-29</b>	5/8-18 x 7/32" x 15/16" 'm'		6.50
<b>R2274-36</b>	5/8-18 x 7/32" x 1" 'm'		3.25

Nuts (continued)

<b>2050-12</b>	5/8-18 x 5/16" x 1-1/16" 'm'	park	7.00
<b>0142</b>	5/8 -24 x 7/32" x 7/8" 'm'	park	3.00
<b>R2050-30</b>	11/16-18 x 1" special	'm' park	13.75
<b>364-37</b>	11/16-18 x 7/32" x 1-1/16" 'm'		4.00
<b>R8011</b>	11/16-18 x 7/32" x 1-3/16" 'm'		5.50
<b>3929-44</b>	11/16-24 x 15/16" special	'm' park	6.00
<b>R3929-44P</b>	11/16-24 x 15/16" special	'm' park	8.75
<b>R3929-44</b>	11/16-24 x 15/16" special	'm' cad	8.75
<b>R3929-44C</b>	11/16-24 x 15/16" special	'm' chrome	11.25
<b>R8025</b>	3/4-16 x 11/16" x 1-1/16" 'm'		8.75
<b>2932-14</b>	3/4-18 x 7/16" x 1-1/16" 'm'	park	6.00
<b>R364-36</b>	3/4-18 x 9/32" x 1-3/16" 'm'		8.50
<b>R365-15</b>	13/16-18 x 1/4" x 1-3/16" 'm'		11.56
<b>R4005-35P</b>	13/16-24 x 19/64" x 1-3/16" 'm'	park	13.75
<b>R4005-35</b>	13/16-24 x 19/64" x 1-3/16" 'm'	cad	13.75
<b>R4005-35C</b>	13/16-24 x 19/64" x 1-3/16" 'm'	chrome	15.94
<b>R4184-30P</b>	13/16-24 x 3/8" x 1-3/16" 'm'	park	7.50
<b>R4184-30</b>	13/16-24 x 3/8" x 1-3/16" 'm'	cad	8.13
<b>R4184-30C</b>	13/16-24 x 3/8" x 1-3/16" 'm'	chrome	10.00

Washers

Listed by size:



<b>R6189W</b>	5/32" x 25/64" x .032"	brass	0.35
<b>R0202A</b>	3/16" x 21/64" x 1/64"	zinc	0.40
<b>R0201P</b>	3/16" x 7/16" x 1/32"	park	0.31
<b>R0201</b>	3/16" x 7/16" x 1/32"	zinc	0.38
<b>R0201A</b>	13/64" x 3/8" x 1/32"	brass	0.50
<b>R0205P</b>	7/32" x 1/2" x 1/16"	park	0.38
<b>0207</b>	1/4" x 7/16" x 1/32"	park	1.00
<b>R6099</b>	1/4" x 7/16" x 1/16"	zinc	0.40
<b>R6099C</b>	1/4" x 7/16" x 1/16"	chrome	0.44
<b>1417-42</b>	1/4" x 1/2" x 1/16"		0.80
<b>R0208AP</b>	1/4" x 9/16" x 1/16"	park	0.38
<b>R0207B</b>	1/4" x 9/16" x 1/32"	zinc	0.30
<b>R0208P</b>	1/4" x 5/8" x 1/16"	park	0.38
<b>R0208Z</b>	1/4" x 5/8" x 1/16"	zinc	0.30
<b>R0208C</b>	1/4" x 5/8" x 1/16"	chrome	0.50
<b>R0208NI</b>	1/4" x 5/8" x 1/16"	Nickle	0.50
<b>R0211P</b>	9/32" x 15/32" x 1/32"	park	0.63
<b>R0213P</b>	5/16" x 1/2" x 3/32"	park	0.50
<b>R0213NI</b>	5/16" x 1/2" x 3/32"	Nickle	0.63
<b>R0212P</b>	5/16" x 9/16" x 1/32"	park	0.50
<b>R0212</b>	5/16" x 9/16" x 1/32"	stainless	0.30
<b>R0212C</b>	5/16" x 9/16" x 1/32"	chrome	
<b>R6316WP</b>	5/16" x 5/8" x 1/16"	park	0.31
<b>R6316W</b>	5/16" x 5/8" x 1/16"	cad/zinc	0.38
<b>R6316WC</b>	5/16" x 5/8" x 1/16"	chrome	0.50
<b>R0214P</b>	5/16" x 11/16" x 1/16"	park	0.50
<b>R0214</b>	5/16" x 11/16" x 1/16"	cad	0.50
<b>R0214C</b>	5/16" x 11/16" x 1/16"	chrome	0.65
<b>6327B</b>	5/16" x 3/4" x 1/16"	park	2.00
<b>R6327B</b>	5/16" x 3/4" x 1/16"	zinc	0.30
<b>R0215P</b>	5/16" x 15/16" x 1/16"	park	0.63
<b>R0212AP</b>	21/64" x 15/16" x 3/16"	park	1.13
<b>R2788-30</b>	3/8" x 9/16" x 1/16"	park	1.00
<b>R6377</b>	3/8" x 5/8" x 1/32"	brass	0.50
<b>R0226P</b>	3/8" x 5/8" x 3/64"	park	0.63
<b>R0224AP</b>	3/8" x 23/32" x 1/16"	park	0.63

Washers (continued)

<b>R0224P</b>	3/8" x 13/16" x 1/16"	park	0.63
<b>R0224</b>	3/8" x 13/16" x 1/16"	cad	0.63
<b>R0224C</b>	3/8" x 13/16" x 1/16"	chrome	0.88
<b>R0224NI</b>	3/8" x 13/16" x 1/16"	Nickle	0.70
<b>R0225P</b>	3/8" x 13/16" x 7/64"	park	0.63
<b>R0223AP</b>	3/8" x 7/8" x 1/8"	park	1.13
<b>R0223A</b>	3/8" x 7/8" x 1/8"	cad	1.13
<b>R0223AC</b>	3/8" x 7/8" x 1/8"	chrome	1.38
<b>R0223P</b>	3/8" x 1" x 1/8"	park	1.13
<b>R0223</b>	3/8" x 1" x 1/8"	cad	1.13
<b>R0223C</b>	3/8" x 1" x 1/8"	chrome	1.50
<b>R13457-40P</b>	3/8" x 1-1/8" x 1/8"	park	1.25
<b>R13457-40cad</b>	3/8" x 1-1/8" x 1/8"	cad	1.38
<b>R13457-40C</b>	3/8" x 1-1/8" x 1/8"	chrome	3.13
<b>R0227AP</b>	25/64" x 13/16" x 1/8"	park	0.75
<b>3572-36C</b>	13/32" x 5/8" x 13/32"	park	0.60
<b>R3572-36C</b>	13/32" x 5/8" x 13/32"	brass	0.50
<b>2952-35</b>	13/32" x 11/16" x 1/4"	park	2.50
<b>0228</b>	7/16" x 21/32" x 1/16"	park	1.50
<b>R2242-36B</b>	7/16" x 3/4" x 1/64"	zinc	0.50
<b>R15-36P</b>	7/16" x 3/4" x 1/8"	park	0.75
<b>R15-36</b>	7/16" x 3/4" x 1/8"	cad	0.75
<b>R15-36C</b>	7/16" x 3/4" x 1/8"	chrome	1.06
<b>R0232P</b>	7/16" x 13/16" x 3/32"	park	0.88
<b>0232</b>	7/16" x 13/16" x 3/32"	cad	1.50
<b>R0232C</b>	7/16" x 13/16" x 3/32"	chrome	1.25
<b>0230</b>	7/16" x 15/16" x 1/8"	park	2.00
<b>R0230P</b>	7/16" x 15/16" x 1/8"	park	1.06
<b>R0230</b>	7/16" x 15/16" x 1/8"	cad	1.06
<b>R0230C</b>	7/16" x 15/16" x 1/8"	chrome	1.25
<b>R0234</b>	29/64" x 1-1/8" x .015"		0.75
<b>R0231P</b>	29/64" x 1-1/8" x 3/32"	park	1.25
<b>0231W</b>	29/64" x 1-1/8" x 3/32"	cad	
<b>R1643-29</b>	15/32" x 3/4" x .033"		0.80
<b>R1643-29S</b>	15/32" x 3/4" x .070"		0.80
<b>1643-30</b>	15/32" x 3/4" x .072"	park	2.00
<b>R13458-36P</b>	1/2" x 1-1/8" x 3/32"	park	1.25
<b>R13458-36cad</b>	1/2" x 1-1/8" x 3/32"	cad	1.38
<b>R13458-36C</b>	1/2" x 1-1/8" x 3/32"	chrome	1.75
<b>R6581</b>	17/32" x 15/16" x .025"	brass	0.95

## Screws, Bolts, Nuts

### Lockwashers

Listed by size:


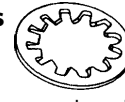


<b>R0250</b>	No.4 x 17/64" x 1/32"	zinc	0.20
<b>R0251</b>	No.6 x 15/64" x 1/32"	zinc	0.20
<b>R0252P</b>	No.8 x 5/32" x 1/32"	park	0.25
<b>R0252</b>	No.8 x 5/32" x 1/32"	zinc	0.20
<b>R0252C</b>	No.8 x 5/32" x 1/32"	chrome	0.38
<b>R0254P</b>	No.10 x 21/64" x 3/64"	park	0.25
<b>R0254</b>	No.10 x 21/64" x 3/64"	zinc	0.20
<b>R0254C</b>	No.10 x 21/64" x 3/64"	chrome	0.38
<b>0253</b>	3/16" x 3/8" x 3/64"	park	0.25
<b>R0255P</b>	No.12 x 11/32" x 3/64"	park	0.25
<b>R0255</b>	No.12 x 11/32" x 3/64"	zinc	0.20
<b>0255A</b>	7/32" x 15/32" x 3/64"	park	1.30
<b>R0256P</b>	1/4" x 1/2" x 1/16"	park	0.25
<b>R0256</b>	1/4" x 1/2" x 1/16"	zinc	0.25
<b>R0256C</b>	1/4" x 1/2" x 1/16"	chrome	0.38
<b>R0259P</b>	5/16" x 9/16" x 1/16"	park	0.25
<b>R0259</b>	5/16" x 9/16" x 1/16"	zinc	0.25
<b>R0259C</b>	5/16" x 9/16" x 1/16"	chrome	0.38
<b>R0261B</b>	3/8" x 5/8" x 3/32"	black	0.20
<b>R0261P</b>	3/8" x 5/8" x 3/32"	park	0.25
<b>R0261</b>	3/8" x 5/8" x 1/16"	zinc	0.25
<b>R0261C</b>	3/8" x 5/8" x 3/32"	chrome	0.38
<b>R0262P</b>	3/8" x 13/16" x 1/16"	park	4.38
<b>R0265P</b>	7/16" x 11/16" x 3/32"	park	0.69
<b>R0265</b>	7/16" x 11/16" x 3/32"	zinc	0.75
<b>R0265C</b>	7/16" x 11/16" x 3/32"	chrome	0.94
<b>R0265AP</b>	7/16" x 3/4" x 3/32"	park	1.06
<b>R0265A</b>	7/16" x 3/4" x 3/32"	zinc	0.30
<b>R0265AC</b>	7/16" x 3/4" x 3/32"	chrome	0.69
<b>R0266P</b>	7/16" x 3/4" x 1/8"	park	0.75
<b>R0266</b>	7/16" x 3/4" x 1/8"	cad	0.75
<b>R0266C</b>	7/16" x 3/4" x 1/8"	chrome	0.85
<b>0266</b>	7/16" x 13/16" x 3/32"	park	1.50
<b>R0269P</b>	9/16" x 15/16" x 3/32"	park	1.50
<b>R0269</b>	9/16" x 15/16" x 3/32"	zinc	0.30
<b>R7043</b>	3/4" x 1-1/4" x 3/16"	zinc	0.50

0253, 0255A, 0262, 0266 are special lockwashers (larger o.d.)

### Special Lockwashers

Listed by size:



<b>R7206W</b>	No.4	external tooth	zinc	0.20
<b>R0351</b>	No.6	internal tooth	zinc	0.20
<b>R7143</b>	No.8	external tooth	zinc	0.30
<b>R0352</b>	No.8	internal tooth	zinc	0.20
<b>R0353</b>	No.8	external-internal	zinc	0.25
<b>R0354</b>	No.10	external tooth	zinc	0.20
<b>R0356</b>	No.10	internal tooth	zinc	0.20
<b>R7121</b>	No.12	internal tooth	zinc	0.20
<b>R0359</b>	1/4"	internal tooth	zinc	0.20
<b>R0363P</b>	1/4"	external tooth	park	0.38
<b>R0363</b>	1/4"	external tooth	zinc	0.20
<b>R7229W</b>	1/4"	external-internal	zinc	0.35
<b>R0365P</b>	1/4"	countersunk	park	0.38
<b>R0365</b>	1/4"	countersunk	zinc	0.25
<b>R0360</b>	5/16"	internal tooth	zinc	0.20
<b>R7232</b>	5/16"	external tooth	zinc	0.20
<b>R0370P</b>	5/16"	countersunk	park	0.50
<b>R0370</b>	5/16"	countersunk	zinc	0.30
<b>R7042</b>	5/16"	high collar	zinc	0.30
<b>R0374</b>	3/8"	internal tooth	zinc	0.20
<b>R7145W</b>	3/8"	external tooth	zinc	0.25
<b>R6027W</b>	3/8"	countersunk	zinc	0.35
<b>R7045</b>	3/8"	high collar	zinc	0.30
<b>R0362</b>	7/16"	internal tooth	zinc	0.20
<b>R7129</b>	1/2"	internal tooth	zinc	0.25
<b>R0390</b>	1/2"	external tooth	zinc	0.25
<b>R7242</b>	5/8"	external tooth	zinc	0.30
<b>R7142</b>	3/4"	internal tooth	zinc	0.30
<b>R7144</b>	3/4"	external tooth	zinc	0.30

### Steel Balls



<b>R1297-26</b>	5/32" steel ball	0.35
<b>R0279</b>	3/16" steel ball	
<b>R2472-41B</b>	7/32" steel ball	0.20
<b>R0280</b>	1/4" steel ball	0.20
<b>R0282</b>	5/16" steel ball	0.30
<b>R704-36</b>	3/8" steel ball	0.40
<b>R2251-36</b>	1/2" steel ball	1.00

### Grease Fittings




<b>R0340</b>	Alemite fitting	'24-'37	Nickle	3.75
<b>R0344</b>	Grease nipple	straight	zinc	2.63
<b>R0344C</b>	Grease nipple	straight	chrome	2.75
<b>R0344P</b>	Grease nipple	straight	park	2.63
<b>0345</b>	Grease nipple	67.5° angle	cad	3.00
<b>R0347</b>	Grease nipple	90° angle	zinc	2.00

### Rivets



<b>1647-31A</b>	1/8" x 9/32"	brass	tubular	0.50
<b>4046-31</b>	9/64" x 9/32"	brass	tubular	0.30
<b>R4033-35</b>	5/32" x 1/2"	steel	round head	0.25
<b>2485-41A</b>	3/16" x 7/32"	brass	countersunk	0.20
<b>R2485-41</b>	3/16" x 9/32"	brass	countersunk	n.a.
<b>2485-40</b>	3/16" x 3/8"	brass	countersunk	0.20
<b>0306</b>	3/16" x 5/16"	steel	round head	0.50
<b>R0308</b>	3/16" x 9/16"	steel	round head	0.35
<b>0314</b>	3/16" x 3/8"	steel	truss head	1.00

### Cotter Pins



<b>R551</b>	3/64" x 9/16"	zinc	0.20
<b>R0290P</b>	1/16" x 1/2"	park	0.19
<b>R0290</b>	1/16" x 1/2"	zinc	0.15
<b>R0296</b>	1/16" x 5/8"	zinc	0.15
<b>R0297</b>	1/16" x 3/4"	zinc	0.15
<b>R0291P</b>	3/32" x 5/8"	park	0.19
<b>R0291</b>	3/32" x 5/8"	zinc	0.15
<b>R0298</b>	3/32" x 7/8"	zinc	0.15
<b>513</b>	3/32" x 15/16"	zinc	0.60
<b>R0292P</b>	3/32" x 1"	park	0.25
<b>R0292</b>	3/32" x 1"	zinc	0.15
<b>R0293</b>	1/8" x 5/8"	zinc	0.15
<b>R0294</b>	1/8" x 1-1/4"	zinc	0.20
<b>R511</b>	9/64" x 1-1/4"	zinc	0.25
<b>R0295</b>	3/16" x 1"	zinc	0.25



Round head machine screw, zinc

H01044005	4-40 x 1/4"	0.30
H01044007	4-40 x 3/8"	0.30
H01044010	4-40 x 1/2"	0.30
H01044012	4-40 x 5/8"	0.30
H01044015	4-40 x 3/4"	0.30
H01054005	5-40 x 1/4"	0.30
H01054010	5-40 x 1/2"	0.30
H01063205	6-32 x 1/4"	0.30
H01063207	6-32 x 3/8"	0.30
H01063210	6-32 x 1/2"	0.30
H01063212	6-32 x 5/8"	0.30
H01063215	6-32 x 3/4"	0.30
H01063220	6-32 x 1"	0.30
H01063225	6-32 x 1 1/4"	0.30
H01063230	6-32 x 1 1/2"	0.30
H01083205	8-32 x 1/4"	0.30
H01083207	8-32 x 3/8"	0.30
H01083210	8-32 x 1/2"	0.30
H01083212	8-32 x 5/8"	0.30
H01083215	8-32 x 3/4"	0.30
H01083217	8-32 x 7/8"	0.30
H01083220	8-32 x 1"	0.50
H01083225	8-32 x 1 1/4"	0.50
H01083230	8-32 x 1 1/2"	0.50
H01102407	10-24 x 3/8"	0.30
H01102410	10-24 x 1/2"	0.30
H01102412	10-24 x 5/8"	0.30
H01102415	10-24 x 3/4"	0.30
H01102420	10-24 x 1"	0.50
H01102425	10-24 x 1 1/4"	0.50
H01102430	10-24 x 1 1/2"	0.50
H01102435	10-24 x 1 3/4"	0.50
H01102440	10-24 x 2"	0.50
H01103207	10-32 x 3/8"	0.30
H01103210	10-32 x 1/2"	0.30
H01103212	10-32 x 5/8"	0.30
H01103215	10-32 x 3/4"	0.30
H01103220	10-32 x 1"	0.50
H01103225	10-32 x 1 1/4"	0.50
H01103230	10-32 x 1 1/2"	0.50
H01103235	10-32 x 1 3/4"	0.50
H01103240	10-32 x 2"	0.50
H01122407	12-24 x 3/8"	0.30
H01122410	12-24 x 1/2"	0.30
H01122412	12-24 x 5/8"	0.30
H01122415	12-24 x 3/4"	0.30
H01122420	12-24 x 1"	0.50

Flat head machine screw, zinc

H02044007	4-40 x 3/8"	0.30
H02044010	4-40 x 1/2"	0.30
H02044012	4-40 x 5/8"	0.30
H02044015	4-40 x 3/4"	0.30
H02063207	6-32 x 3/8"	0.30
H02063210	6-32 x 1/2"	0.30
H02063212	6-32 x 5/8"	0.30
H02063215	6-32 x 3/4"	0.30
H02063220	6-32 x 1"	0.30
H02083207	8-32 x 3/8"	0.30
H02083210	8-32 x 1/2"	0.30
H02083212	8-32 x 5/8"	0.30
H02083215	8-32 x 3/4"	0.30
H02083220	8-32 x 1"	0.30
H02102410	10-24 x 1/2"	0.30
H02102412	10-24 x 5/8"	0.30
H02102415	10-24 x 3/4"	0.30
H02102420	10-24 x 1"	0.30
H02102425	10-24 x 1 1/4"	0.30
H02103210	10-32 x 1/2"	0.30
H02103212	10-32 x 5/8"	0.30
H02103215	10-32 x 3/4"	0.30
H02103220	10-32 x 1"	0.30
H02103225	10-32 x 1 1/4"	0.30


Flat head sheet metal screws, zinc

H03040007	4 x 3/8"	0.30
H03040010	4 x 1/2"	0.30
H03040012	4 x 5/8"	0.30
H03060007	6 x 3/8"	0.30
H03060010	6 x 1/2"	0.30
H03060012	6 x 5/8"	0.30
H03060015	6 x 3/4"	0.30
H03060020	6 x 1"	0.30
H03080007	8 x 3/8"	0.30
H03080010	8 x 1/2"	0.30
H03080012	8 x 5/8"	0.30
H03080015	8 x 3/4"	0.30
H03080020	8 x 1"	0.30
H03100010	10 x 1/2"	0.30
H03100015	10 x 3/4"	0.30
H03100020	10 x 1"	0.30
H03100025	10 x 1 1/4"	0.30
H03120010	12 x 1/2"	0.30
H03120015	12 x 3/4"	0.30
H03120020	12 x 1"	0.30
H03140010	14 x 1/2"	0.30
H03140015	14 x 3/4"	0.30
H03140020	14 x 1"	0.30



Pan head sheet metal screws, zinc

H04040007	4 x 3/8"	0.30
H04040010	4 x 1/2"	0.30
H04040012	4 x 5/8"	0.30
H04060007	6 x 3/8"	0.30
H04060010	6 x 1/2"	0.30
H04060012	6 x 5/8"	0.30
H04060015	6 x 3/4"	0.30
H04060020	6 x 1"	0.30
H04080007	8 x 3/8"	0.30
H04080010	8 x 1/2"	0.30
H04080012	8 x 5/8"	0.30
H04080015	8 x 3/4"	0.30
H04080020	8 x 1"	0.30
H04100010	10 x 1/2"	0.30
H04100012	10 x 5/8"	0.30
H04100015	10 x 3/4"	0.30
H04100020	10 x 1"	0.30
H04100025	10 x 1 1/4"	0.30
H04120010	12 x 1/2"	0.30
H04120015	12 x 3/4"	0.30
H04120020	12 x 1"	0.30
H04140010	14 x 1/2"	0.30
H04140015	14 x 3/4"	0.30
H04140020	14 x 1"	0.30




Hex head bolt, stainless steel

H06142012	1/4-20 x 5/8"	1.50
H06142015	1/4-20 x 3/4"	1.50
H06142017	1/4-20 x 7/8"	1.50
H06142020	1/4-20 x 1"	1.50
H06142025	1/4-20 x 1-1/4"	1.70
H06142030	1/4-20 x 1-1/2"	1.70
H06142035	1/4-20 x 1-3/4"	1.70
H06142040	1/4-20 x 2"	1.70
H06142045	1/4-20 x 2-1/4"	1.70
H06142812	1/4-28 x 5/8"	1.50
H06142815	1/4-28 x 3/4"	1.50
H06142817	1/4-28 x 7/8"	1.50
H06142820	1/4-28 x 1"	1.50
H06142825	1/4-28 x 1-1/4"	1.70
H06142830	1/4-28 x 1-1/2"	1.70
H06142835	1/4-28 x 1-3/4"	1.70
H06142840	1/4-28 x 2"	1.70

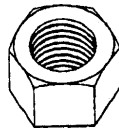
H06142845	1/4-28 x 2-1/4"	1.70
H06161812	5/16-18 x 5/8"	1.50
H06161815	5/16-18 x 3/4"	1.50
H06161817	5/16-18 x 7/8"	1.50
H06161820	5/16-18 x 1"	1.50
H06161825	5/16-18 x 1-1/4"	1.70
H06161830	5/16-18 x 1-1/2"	1.70
H06161835	5/16-18 x 1-3/4"	1.70
H06161840	5/16-18 x 2"	1.70
H06161845	5/16-18 x 2-1/4"	1.70
H06162412	5/16-24 x 5/8"	1.50
H06162415	5/16-24 x 3/4"	1.50
H06162417	5/16-24 x 7/8"	1.50
H06162420	5/16-24 x 1"	1.50
H06162425	5/16-24 x 1-1/4"	1.70
H06162430	5/16-24 x 1-1/2"	1.70
H06162435	5/16-24 x 1-3/4"	1.70

H06162440	5/16-24 x 2"	1.70
H06162445	5/16-24 x 2-1/4"	1.70
H06181615	3/8-16 x 3/4"	1.50
H06181620	3/8-16 x 1"	1.50
H06181625	3/8-16 x 1-1/4"	1.70
H06181630	3/8-16 x 1-1/2"	1.70
H06181635	3/8-16 x 1-3/4"	1.70
H06181640	3/8-16 x 2"	1.70
H06182415	3/8-24 x 3/4"	1.50
H06182420	3/8-24 x 1"	1.50
H06182425	3/8-24 x 1-1/4"	1.70
H06182430	3/8-24 x 1-1/2"	1.70
H06182435	3/8-24 x 1-3/4"	1.70
H06182440	3/8-24 x 2"	1.70

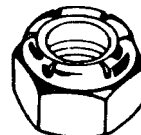




Hex nut, zinc			Hex nuts, chrome			Hex nuts, stainless steel		
H20044005	4-40 x 1/4"	0.20	H24142008	1/4-20 x 7/16"	0.75	H21063206	6-32 x 5/16"	0.50
H20063206	6-32 x 5/16"	0.20	H24142808	1/4-28 x 7/16"	0.75	H21083206	8-32 x 11/32"	0.50
H20083206	8-32 x 11/32"	0.20	H24161810	5/16-18 x 1/2"	0.88	H21102407	10-24 x 3/8"	0.50
H20102407	10-24 x 3/8"	0.20	H24162410	5/16-24 x 1/2"	0.88	H21103207	10-32 x 3/8"	0.50
H20103207	10-32 x 3/8"	0.20	H24181611	3/8-16 x 9/16"	1.00	H21142008	1/4-20 x 7/16"	0.50
H20122408	12-24 x 7/16"	0.20	H24182411	3/8-24 x 9/16"	1.00	H21142808	1/4-28 x 7/16"	0.50
H20142008	1/4-20 x 7/16"	0.20	H24201412	7/16-14 x 5/8"	1.00	H21161810	5/16-18 x 1/2"	0.50
H20142808	1/4-28 x 7/16"	0.20	H24202012	7/16-20 x 5/8"	1.00	H21162410	5/16-24 x 1/2"	0.50
H20161810	5/16-18 x 1/2"	0.20	H24222015	1/2-20 x 3/4"	1.25	H21181611	3/8-16 x 9/16"	0.60
H20162410	5/16-24 x 1/2"	0.20	H24261818	5/8-18 x 15/16"	1.50	H21182411	3/8-24 x 9/16"	0.60
H20181611	3/8-16 x 9/16"	0.30				H21202014	7/16-20 x 11/16"	0.60
H20182411	3/8-24 x 9/16"	0.30				H21222015	1/2-20 x 3/4"	1.00
H20201414	7/16-14 x 11/16"	0.30				H21261818	5/8-18 x 15/16"	2.00
H20202014	7/16-20 x 11/16"	0.30						
H20221315	1/2-13 x 3/4"	0.30						
H20222015	1/2-20 x 3/4"	0.30						
H20261118	5/8-11 x 15/16"	0.30						
H20261818	5/8-18 x 15/16"	0.30						
H20301022	3/4-10 x 1 1/8"	0.30						
H20301622	3/4-16 x 1 1/8"	0.30						



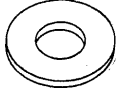
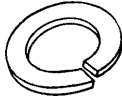


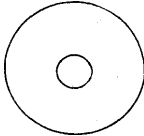

Nylock nuts, zinc			Nylock nuts, chrome		
H22044005	4-40 x 1/4"	0.30	H23102407	10-24 x 3/8"	0.88
H22063206	6-32 x 5/16"	0.30	H23103207	10-32 x 3/8"	0.88
H22083206	8-32 x 11/32"	0.30	H23142008	1/4-20 x 7/16"	1.00
H22102407	10-24 x 3/8"	0.30	H23142808	1/4-28 x 7/16"	0.88
H22103207	10-32 x 3/8"	0.30	H23161810	5/16-18 x 1/2"	1.00
H22122408	12-24 x 7/16"	0.30	H23162410	5/16-24 x 1/2"	1.00
H22142008	1/4-20 x 7/16"	0.30	H23181611	3/8-16 x 9/16"	1.13
H22142808	1/4-28 x 7/16"	0.30	H23182411	3/8-24 x 9/16"	1.13
H22161810	5/16-18 x 1/2"	0.30	H23201412	7/16-14 x 5/8"	1.13
H22162410	5/16-24 x 1/2"	0.40	H23202012	7/16-20 x 5/8"	1.13
H22181611	3/8-16 x 9/16"	0.40	H23222015	1/2-20 x 3/4"	1.25
H22182411	3/8-24 x 9/16"	0.40	H23261818	5/8-18 x 15/16"	1.38
H22201412	7/16-14 x 5/8"	0.40			
H22202012	7/16-20 x 5/8"	0.40			
H22221315	1/2-13 x 3/4"	0.40			
H22222015	1/2-20 x 3/4"	0.40			
H22261118	5/8-11 x 15/16"	0.40			
H22261818	5/8-18 x 15/16"	0.40			
H22301021	3/4-10 x 1 1/16"	0.40			
H22301621	3/4-16 x 1 1/16"	0.40			



Acorn nuts, chrome			Cap nuts, chrome		
H25102407	10-24 x 3/8"	1.63	H26102407	10-24 x 3/8"	1.88
H25103207	10-32 x 3/8"	1.63	H26103207	10-32 x 3/8"	1.88
H25142008	1/4-20 x 7/16"	1.88	H26142008	1/4-20 x 7/16"	1.88
H25142408	1/4-24 x 7/16"	1.88	H26142408	1/4-24 x 7/16"	1.88
H25142808	1/4-28 x 7/16"	1.63	H26142808	1/4-28 x 7/16"	1.63
H25161810	5/16-18 x 1/2"	1.88	H26161810	5/16-18 x 1/2"	1.88
H25162410	5/16-24 x 1/2"	1.88	H26162410	5/16-24 x 1/2"	1.88
H25181611	3/8-16 x 9/16"	2.00	H26181611	3/8-16 x 9/16"	2.13
H25182411	3/8-24 x 9/16"	2.00	H26182411	3/8-24 x 9/16"	2.13
H25201414	7/16-14 x 11/16"	2.50	H26201414	7/16-14 x 11/16"	2.50
H25202014	7/16-20 x 11/16"	2.50	H26202014	7/16-20 x 11/16"	2.50
H25221315	1/2-13 x 3/4"	3.75	H26221315	1/2-13 x 3/4"	3.75
H25222015	1/2-20 x 3/4"	3.75	H26222015	1/2-20 x 3/4"	3.75
H25241217	9/16-12 x 7/8"	4.00	H26241217	9/16-12 x 7/8"	4.00
H25241817	9/16-18 x 7/8"	4.00	H26241817	9/16-18 x 7/8"	4.00
H25261118	5/8-11 x 15/16"	5.63	H26261118	5/8-11 x 15/16"	5.63
H25261125	5/8-11 x 1 1/4"	8.13	H26261818	5/8-18 x 15/16"	5.63
H25261818	5/8-18 x 15/16"	6.88			
H25261825	5/8-18 x 1 1/4"	9.63			
H25301622	3/4-16 x 1 1/8"	7.75			



## Standard Hardware

Standard flatwasher, zinc			Standard flatwasher, chrome			Flatwasher, stainless steel		
<b>H40042002</b>	4 x 5/16" x 1/32"	0.20	<b>H41082802</b>	8 x 7/16" x 1/32"	0.30	<b>H45082402</b>	8 x 3/8" x 1/32"	0.30
<b>H40062403</b>	6 x 3/8" x 3/64"	0.20	<b>H41103202</b>	10 x 1/2" x 1/32"	0.30	<b>H45102803</b>	10 x 7/16" x 3/64"	0.30
<b>H40082804</b>	8 x 7/16" x 1/16"	0.20	<b>H41123604</b>	12 x 9/16" x 1/16"	0.30	<b>H45144004</b>	1/4" x 5/8" x 1/16"	0.30
<b>H40103203</b>	10 x 1/2" x 3/64"	0.20	<b>H41143603</b>	1/4" x 9/16" x 3/64"	0.38	<b>H45164404</b>	5/16" x 11/16" x 1/16"	0.30
<b>H40123604</b>	12 x 9/16" x 1/16"	0.20	<b>H41164004</b>	5/16" x 5/8" x 1/16"	0.38	<b>H45185204</b>	3/8" x 13/16" x 1/16"	0.30
<b>H40144004</b>	1/4" x 5/8" x 1/16"	0.20	<b>H41184804</b>	3/8" x 3/4" x 1/16"	0.38	<b>H45206004</b>	7/16" x 15/16" x 1/16"	0.30
<b>H40164404</b>	5/16" x 11/16" x 1/16"	0.20	<b>H41244806</b>	7/16" x 3/4" x 3/32"	0.38	<b>H45226804</b>	1/2" x 1-1/16" x 1/16"	0.30
<b>H40185204</b>	3/8" x 13/16" x 1/16"	0.20				<b>H45268404</b>	5/8" x 1-5/16" x 1/16"	0.30
<b>H40206005</b>	7/16" x 15/16" x 5/64"	0.20						
<b>H40226805</b>	1/2" x 1-1/16" x 5/64"	0.20						
Standard lockwasher, zinc			Standard lockwasher, chrome			Lockwasher, stainless steel		
<b>H50041202</b>	4 x 3/16" x 1/32"	0.20	<b>H53081803</b>	8 x 9/32" x 3/64"	0.30	<b>H55081802</b>	8 x 9/32" x 1/32"	0.30
<b>H50061602</b>	6 x 1/4" x 1/32"	0.20	<b>H53102003</b>	10 x 5/16" x 3/64"	0.30	<b>H55102003</b>	10 x 5/16" x 3/64"	0.30
<b>H50081803</b>	8 x 9/32" x 3/64"	0.20	<b>H53143004</b>	1/4" x 15/32" x 1/16"	0.30	<b>H55143004</b>	1/4" x 15/32" x 1/16"	0.30
<b>H50102103</b>	10 x 21/64" x 3/64"	0.20	<b>H53163605</b>	5/16" x 9/16" x 5/64"	0.30	<b>H55163605</b>	5/16" x 9/16" x 5/64"	0.30
<b>H50122404</b>	12 x 3/8" x 1/16"	0.20	<b>H53184306</b>	3/8" x 43/64" x 3/32"	0.30	<b>H55184406</b>	3/8" x 11/16" x 3/32"	0.30
<b>H50143104</b>	1/4" x 31/64" x 1/16"	0.20	<b>H53204807</b>	7/16" x 3/4" x 7/64"	0.30	<b>H55204807</b>	7/16" x 3/4" x 7/64"	0.30
<b>H50163605</b>	5/16" x 9/16" x 5/64"	0.20	<b>H53225508</b>	1/2" x 55/64" x 1/8"	0.30	<b>H55225408</b>	1/2" x 27/32" x 1/8"	0.30
<b>H50184307</b>	3/8" x 43/64" x 7/64"	0.20	<b>H53266710</b>	5/8" x 1-3/64" x 5/32"	0.30	<b>H55266709</b>	5/8" x 1-3/64" x 9/64"	0.30
<b>H50204908</b>	7/16" x 49/64" x 1/8"	0.20						
<b>H50225509</b>	1/2" x 55/64" x 9/64"	0.20						
<b>H50246008</b>	9/16" x 15/16" x 1/8"	n.a.						
<b>H50266710</b>	5/8" x 1-3/64" x 5/32"	0.20						
<b>H50308012</b>	3/4" x 1-1/4" x 3/16"	0.20						
External lockwasher, zinc			Internal lockwasher, zinc					
<b>H51040000</b>	# 4	0.20	<b>H52040000</b>	# 4	0.20			
<b>H51060000</b>	# 6	0.20	<b>H52060000</b>	# 6	0.20			
<b>H51080000</b>	# 8	0.20	<b>H52080000</b>	# 8	0.20			
<b>H51100000</b>	#10	0.20	<b>H52100000</b>	#10	0.20			
<b>H51120000</b>	#12	0.20	<b>H52120000</b>	#12	0.20			
<b>H51140000</b>	1/4"	0.20	<b>H52140000</b>	1/4"	0.20			
<b>H51160000</b>	5/16"	0.20	<b>H52160000</b>	5/16"	0.20			
<b>H51180000</b>	3/8"	0.20	<b>H52180000</b>	3/8"	0.20			
<b>H51200000</b>	7/16"	0.20	<b>H52200000</b>	7/16"	0.20			
			<b>H52220000</b>	1/2"	0.20			
			<b>H52260000</b>	5/8"	0.20			
			<b>H52280000</b>	11/16"	0.20			
			<b>H52300000</b>	3/4"	0.20			
AN flatwasher (small O.D.), zinc			Hardened flatwasher, chrome			Fender washer (large O.D.), zinc		
<b>H42062002</b>	6 x 5/16" x 1/32"	0.20	<b>H46143906</b>	1/4" x 39/64" x 3/32"	0.80	<b>H44106404</b>	10 x 1" x 1/16"	0.20
<b>H42082402</b>	8 x 3/8" x 1/32"	0.20	<b>H46164306</b>	5/16" x 43/64" x 3/32"	0.80	<b>H44146404</b>	1/4" x 1" x 1/16"	0.20
<b>H42102804</b>	10 x 7/16" x 1/16"	0.20	<b>H46185106</b>	3/8" x 51/64" x 3/32"	0.80	<b>H44169604</b>	5/16" x 1-1/2" x 1/16"	0.20
<b>H42143204</b>	1/4" x 1/2" x 1/16"	0.20	<b>H46205806</b>	7/16" x 29/32" x 3/32"	0.80	<b>H44189604</b>	3/8" x 1-1/2" x 1/16"	0.20
<b>H42163604</b>	5/16" x 9/16" x 1/16"	0.20	<b>H46226708</b>	1/2" x 1-3/64" x 1/8"	0.80			
<b>H42184004</b>	3/8" x 5/8" x 1/16"	0.20	<b>H46267308</b>	5/8" x 1-9/64" x 1/8"	0.80			
<b>H42204804</b>	7/16" x 3/4" x 1/16"	0.20						
<b>H42225604</b>	1/2" x 7/8" x 1/16"	0.20						
<b>H42267604</b>	5/8" x 1-3/16" x 1/16"	0.20						
	